

Amazon Echo Show 5 (3rd Gen)

Amazon Echo Show 5 (3rd Gen) User Manual

Model: Echo Show 5 (3rd Gen) | Brand: Amazon

INTRODUCTION

The Amazon Echo Show 5 (3rd Gen) is a compact smart display designed to enhance your daily life with Alexa. Featuring a 5.5-inch screen, improved audio with deeper bass and clearer vocals, and a 2 MP camera, it allows you to view news and weather, make video calls, control smart home devices, stream entertainment, and display your favorite photos. This manual provides essential information for setting up, operating, maintaining, and troubleshooting your device.

SAFETY INFORMATION

Please read all safety instructions before using your Echo Show 5 to prevent injury or damage. Keep the device away from water and heat sources. Use only the included power adapter. Do not attempt to disassemble or modify the device. Ensure proper ventilation around the device. For privacy, utilize the built-in camera shutter and microphone/camera off button.

WHAT'S IN THE BOX

- Echo Show 5 (3rd Gen) device
- Glacier White power adapter (22W) with cable (4.9ft)
- Quick Start Guide


PHYSICAL OVERVIEW



Front View: The 5.5-inch touch screen is the primary interface for visual information and interaction. The camera is located at the top right of the screen.



Dimensions: The device measures 5.8 inches wide, 3.6 inches deep, and 3.2 inches high, making it suitable for various spaces.



Easily open and close
the camera shutter

Camera Shutter: A physical slider located on the top edge

allows you to easily open and close the camera shutter for privacy.

Top Controls: On the top edge, you will find volume buttons and a microphone/camera off button for quick control over audio and privacy.

SETUP


1. **Plug In Your Device:** Connect the included power adapter to the Echo Show 5 and then plug it into a wall outlet. The device will power on automatically.
2. **Follow On-Screen Instructions:** The Echo Show 5 will guide you through the initial setup process on its display. This includes selecting your language, connecting to your Wi-Fi network, and logging in with your Amazon account.
3. **Download the Alexa App:** For full functionality and advanced settings, download the Amazon Alexa app on your smartphone or tablet (compatible with Fire OS, Android, and iOS devices). Use the app to manage settings, enable skills, and customize your device.
4. **Explore Features:** Once connected, you can begin interacting with Alexa using voice commands or the touch screen.

OPERATING YOUR ECHO SHOW 5

Voice Control and Touch Screen

The Echo Show 5 responds to the wake word "Alexa." Simply say "Alexa," followed by your command. You can also interact directly with the 5.5-inch touch screen by tapping, swiping, and pinching to navigate menus, view content, and control features.

Music and Entertainment




Stream music, podcasts, and audiobooks from services like Amazon Music, Spotify, and Audible. The display shows album art, lyrics, or audiobook progress. Use commands like "Alexa, play pop music" or "Alexa, resume my audiobook."



Enjoy clearer vocals and deeper bass for an enhanced audio experience. You can also stream videos from Prime Video and other supported services.

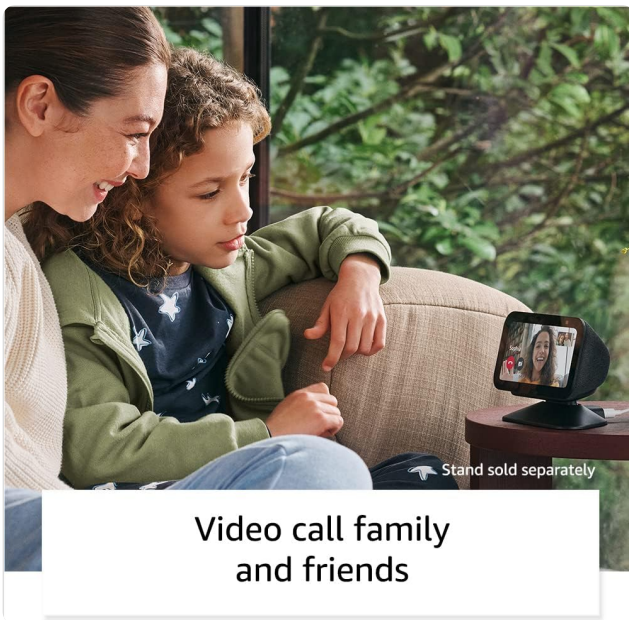
Smart Home Control



"Alexa, turn on the lights."

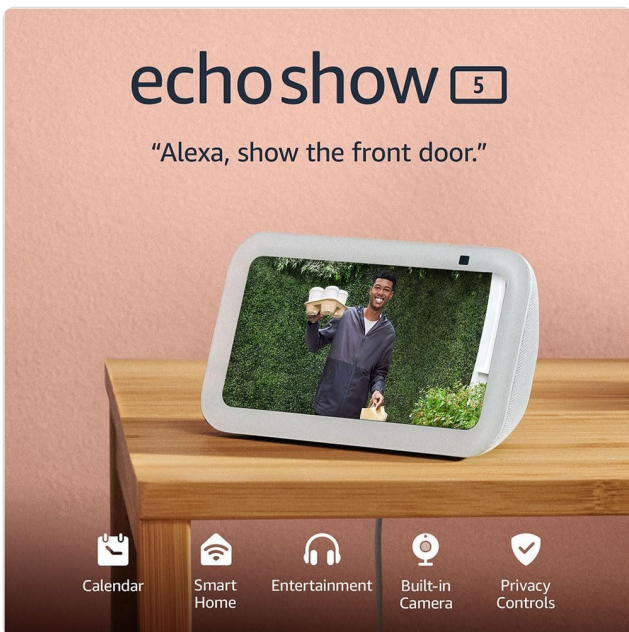
Control compatible smart home devices such as lights, thermostats, and plugs. Say "Alexa, turn on the living room lights" or use the on-screen smart home dashboard to manage devices.

Camera Features



Video call family and friends

Use the 2 MP camera for video calls with friends and family who have the Alexa app or an Echo device with a screen. Say "Alexa, call Mom."

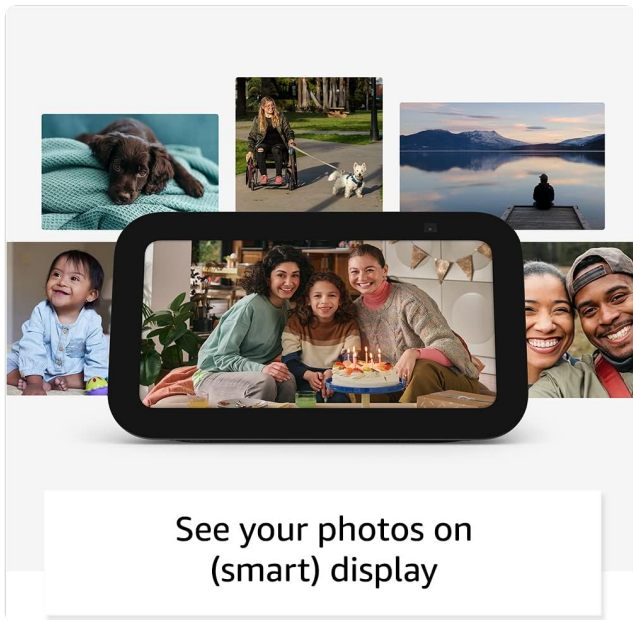


echoshow 5

"Alexa, show the front door."

Monitor your home by checking in on family or pets using the built-in camera. You can also view feeds from compatible video doorbells or security cameras by saying "Alexa, show me the front door."

Photo Display



See your photos on
(smart) display

When not in use, set your Echo Show 5 to display a rotating slideshow of your favorite photos from Amazon Photos. Prime members receive unlimited cloud photo storage.

MAINTENANCE

To clean your Echo Show 5, unplug the device and use a soft, lint-free cloth. Do not use abrasive cleaners or sprays directly on the screen or device. Keep the device free from dust and debris to ensure optimal performance of microphones and speakers.

TROUBLESHOOTING

| Issue | Possible Solution |
|---|---|
| Device not responding to voice commands | Ensure the microphone is not muted (red light indicates mute). Speak clearly and be within range. Check Wi-Fi connection. |
| No sound or distorted audio | Check volume levels. Ensure no Bluetooth speaker is connected if you intend to use the internal speaker. Restart the device. |
| Screen is black or unresponsive | Ensure the device is plugged in and powered on. Try unplugging and re-plugging the power adapter. |
| Cannot connect to Wi-Fi | Verify your Wi-Fi password. Ensure your router is working. Try restarting your router and the Echo Show 5. The device supports dual-band 802.11a/b/g/n/ac Wi-Fi networks. |
| Camera not working | Ensure the physical camera shutter is open. Check that the camera is not disabled in settings. |

SPECIFICATIONS

| Feature | Detail |
|---------|--------|
|---------|--------|


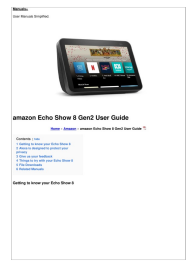
| Feature | Detail |
|--------------------------|---|
| Size | 5.8"W x 3.6"D x 3.2"H (147mm x 91mm x 82mm) |
| Weight | 16.1 oz (456 grams) |
| Display | 5.5" touch screen |
| Camera | 2 MP camera with built-in shutter |
| WiFi Connectivity | Dual-band 802.11 a/b/g/n/ac (does not support ad-hoc networks) |
| Bluetooth Connectivity | A2DP support for audio streaming, AVRCP for voice control of connected mobile devices |
| Audio | Full range 1.75" built-in speaker |
| Processor | MediaTek MT 8169 B |
| Generation | Echo Show 5 (3rd Gen) - 2023 release |
| Language | Alexa speaks English and Spanish |
| Smart Home Compatibility | WiFi, Bluetooth Low Energy Mesh, and Matter |

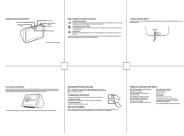


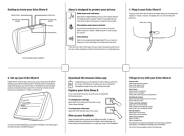
WARRANTY AND SUPPORT

Your Echo Show 5 (3rd Gen) comes with a 1-year limited warranty and service. Optional extended warranties (1-year, 2-year, and 3-year) are available for U.S. customers and sold separately. Use of the device is subject to Amazon's terms and conditions.

For further assistance, visit the Alexa app or Amazon's official support website. You can also learn more about how Amazon Echo devices are designed to protect your privacy by visiting the [Alexa Privacy Hub](#).

Related Documents - Echo Show 5 (3rd Gen)

| | |
|---|---|
|  | <p>Amazon Echo & Alexa Brand Usage Guidelines for External Partners</p> <p>Official guidelines for external partners on the proper usage of Amazon Echo and Alexa brand assets, including logos, typography, colors, and representation in marketing materials. Ensure brand consistency and integrity.</p> |
|  | <p>Amazon Echo Show 8 (2nd Gen) User Guide</p> <p>A comprehensive user guide for the Amazon Echo Show 8 (2nd Gen), detailing setup, privacy features, voice commands, and tips for using Alexa.</p> |

| | |
|---|---|
|  | <p>Amazon Echo Show 5 (2nd Gen) Quick Start Guide</p> <p>Get started with your Amazon Echo Show 5 (2nd Generation). This guide covers setup, device features, privacy controls, and how to use Alexa for entertainment, smart home, and communication.</p> |
|  | <p>Amazon Echo Show 8 User Manual</p> <p>A user manual providing instructions and guidance for setting up and using the Amazon Echo Show 8, including its features and interaction methods.</p> |
|  | <p>Amazon Echo & Alexa Brand Usage Guidelines for Third-Party Marketers</p> <p>Comprehensive guidelines for third-party marketers on the correct usage of Amazon Echo and Alexa brand assets, including logos, voice, messaging, and product representation, to ensure brand consistency and integrity.</p> |
|  | <p>Amazon Echo Show 8 (2nd Gen) Quick Start Guide</p> <p>A guide to getting started with your Amazon Echo Show 8 (2nd Gen), covering setup, features, and privacy.</p> |