

Manuals+

[Q & A](#) | [Deep Search](#) | [Upload](#)

manuals.plus /

- › [Philips](#) /
- › [Philips W6205 Wireless Home Speaker Instruction Manual](#)

Philips W6205

Philips W6205 Wireless Home Speaker Instruction Manual

Model: W6205

INTRODUCTION

The Philips W6205 Wireless Home Speaker is designed to deliver rich sound and versatile connectivity options for your home audio experience. This speaker can function independently or integrate into a multi-room audio system via DTS Play-Fi. It supports various streaming services and smart assistant devices, offering flexible control and enhanced listening possibilities. This manual provides essential information for setting up, operating, and maintaining your speaker.




Figure 1: Front view of the Philips W6205 Wireless Home Speaker.

WHAT'S IN THE BOX

Please check that all items are present:

- AC power cord
- Quick Start Guide
- World Wide Warranty leaflet

SETUP

1. Power Connection

Connect the provided AC power cord to the speaker and a suitable power outlet. The speaker will automatically power on.

2. DTS Play-Fi App Installation

Download the Philips Sound app (powered by Play-Fi) from your device's app store. This app is essential for network setup, multi-room audio, and advanced features.

3. Network Setup and Multi-Room Audio

Follow the in-app instructions to connect your Philips W6205 speaker to your Wi-Fi network. Once connected, you can easily sync and group this speaker with other DTS Play-Fi compatible devices in your home for a seamless multi-room audio experience. You can also expand into a true surround-sound system by adding a Play-Fi Surround soundbar (sold separately).

Video 1: Demonstrates setting up Philips wireless speakers for multi-room audio or home theater configurations using the Play-Fi app.

Video 2: Detailed instructions on setting up Philips Play-Fi devices, including network connection and app usage.

4. Stereo Pairing

To enhance your listening experience, you can pair two Philips W6205 speakers for stereo playback. Wi-Fi streaming ensures the highest-quality signal and perfect audio synchronization between speakers. Use the Philips Sound app to configure stereo pairs.



Figure 2: Two Philips W6205 speakers set up for stereo sound in a living room environment.

5. Smart Assistant Integration

Connect your speaker with Amazon Echo or other digital assistant devices. You can ask Alexa-enabled devices or any device with the Google Assistant to play music, pause, skip tracks, and more through the speaker.




Figure 3: The Philips W6205 speaker is compatible with voice assistants such as Google Assistant and Alexa.

OPERATING

1. Music Streaming Options

The Philips W6205 offers multiple ways to stream your favorite audio:

- **Wi-Fi Streaming:** Stream directly from Spotify Connect, Chromecast, Tidal Connect, and Apple AirPlay 2 for high-quality audio.
- **Bluetooth Streaming:** Enjoy total compatibility with Bluetooth for wireless audio from your mobile devices.



Figure 4: The Philips W6205 speaker supports Chromecast built-in and Apple AirPlay for seamless streaming.

2. LED Mood Lighting

The speaker features built-in LED lights that add ambiance to your room. These lights can be synchronized with compatible Philips Ambilight TVs for a more dynamic viewing experience or simply enjoyed as a light show while listening to music.



Figure 5: The Philips W6205 speaker's LED lighting can be synchronized with a Philips Ambilight TV.

3. App Control

Control your Philips W6205 Wireless Home Speaker using the Philips Sound app. The app allows for music playback control, speaker grouping, volume adjustments, and access to the Quick Start Guide and User Manual for a smooth setup experience.

Video 3: Overview of the Philips Sound app features, including multi-room control and music source selection.

MAINTENANCE

To ensure the longevity and optimal performance of your Philips W6205 speaker, follow these maintenance guidelines:

- **Cleaning:** Use a soft, dry cloth to clean the speaker's exterior. Avoid using liquid cleaners, abrasive materials, or solvents, as these can damage the finish.
- **Placement:** Place the speaker on a stable, flat surface away from direct sunlight, heat sources, and excessive moisture. Ensure adequate ventilation around the speaker.
- **Firmware Updates:** Periodically check the Philips Sound app for available firmware updates. Keeping your speaker's firmware up-to-date ensures access to the latest features and performance improvements.

TROUBLESHOOTING

If you encounter issues with your Philips W6205 speaker, refer to the following common solutions:

- **No Power:** Ensure the AC power cord is securely connected to both the speaker and a working power outlet.
- **No Sound:** Check the volume levels on both the speaker and your connected device/app. Ensure the correct input source is selected in the Philips Sound app.
- **Connectivity Issues (Wi-Fi/Bluetooth):** Verify your Wi-Fi network is active and the speaker is within range. For Bluetooth, ensure the speaker is in pairing mode and your device's Bluetooth is enabled. Try restarting both the speaker and your router/device.
- **Play-Fi App Not Detecting Speaker:** Ensure the speaker is powered on and connected to the same Wi-Fi network as your mobile device. Try restarting the speaker and the app.
- **Sound Distortion:** Reduce the volume on both the speaker and the source device. Ensure audio cables (if any) are properly connected and undamaged.

For more detailed troubleshooting, consult the comprehensive guides available within the Philips Sound app.

SPECIFICATIONS

Feature	Detail
Brand	Philips
Model Number	W6205
Speaker Type	Satellite
Special Feature	Built-in LED lights, DTS Play-Fi compatible
Connectivity Technology	Wi-Fi, Bluetooth, Airplay
Speaker Maximum Output Power	40 Watts
Woofers Diameter	3.5 Inches
Tweeter Diameter	1 Inches
Product Dimensions	6.77"D x 12.52"W x 6.77"H
Item Weight	16 ounces (1 pound)
Control Method	Voice
Audio Output Mode	Mono (can be paired for stereo)




Figure 6: Dimensions of the Philips W6205 Wireless Home Speaker.

WARRANTY & SUPPORT

Your Philips W6205 Wireless Home Speaker comes with a Limited Warranty. Please refer to the 'World Wide Warranty leaflet' included in your product packaging for detailed terms and conditions.

For further support, including product registration, FAQs, and contact information, please visit the official Philips support website or refer to the Philips Sound app.

