

boAt Rockerz 450

boAt Rockerz 450 On-Ear Headphones User Manual

Model: Rockerz 450 | Brand: boAt

INTRODUCTION

This manual provides essential instructions for the safe and efficient use of your boAt Rockerz 450 On-Ear Headphones. Please read this manual thoroughly before using the product and retain it for future reference.

The boAt Rockerz 450 headphones are designed to deliver immersive audio with 40mm dynamic drivers, offering up to 15 hours of playback time. They feature comfortable padded ear cushions, easy-access controls, and Bluetooth v4.2 connectivity for a seamless wireless experience. An AUX cable is also included for wired listening.



Image: boAt Rockerz 450 On-Ear Headphones in Hazel Beige, showcasing the overall design.

PACKAGE CONTENTS

Ensure all the following items are present in your package:

- boAt Rockerz 450 On-Ear Headphones
- USB Charging Cable
- AUX Cable
- User Manual
- Warranty Card

PRODUCT OVERVIEW

The boAt Rockerz 450 headphones are designed for comfort and ease of use. Key components include:

- **Adjustable Headband:** For a customized and secure fit.
- **Padded Ear Cushions:** Designed for extended listening comfort.
- **Integrated Controls:** Buttons located on the earcup for managing audio and calls.
- **Built-in Microphone:** For hands-free communication.
- **Charging Port:** For recharging the internal battery.
- **AUX Port:** For wired audio connection.



Image: A close-up view of the earcup, illustrating the integrated control buttons for volume, playback, and power.



ADJUSTABLE EARCUPS

Image: The headphones demonstrating their adjustable earcups and headband for ergonomic fit.

SETUP

1. Charging the Headphones

1. Connect the small end of the USB charging cable to the charging port on the headphones.
2. Connect the larger end of the USB charging cable to a USB power adapter (not included) or a computer's USB port.
3. The LED indicator on the headphones will illuminate to show charging status. It will typically change color or turn off once fully charged.
4. Charge the headphones fully before first use.

UPTO 15 HOURS OF AUDIO EXCELLENCE



Image: The boAt Rockerz 450 headphones, illustrating their long battery life for extended use.

2. Bluetooth Pairing

1. Ensure the headphones are fully charged.
2. Press and hold the Power button on the headphones until the LED indicator flashes blue and red, indicating pairing mode.
3. On your device (smartphone, tablet, etc.), enable Bluetooth and search for available devices.
4. Select "boAt Rockerz 450" from the list of found devices.
5. Once paired, the LED indicator will typically flash blue slowly or remain solid blue.
6. If prompted for a password, enter "0000".



Image: The headphones showcasing their versatile connectivity options, including Bluetooth v4.2 for wireless audio and an AUX port for wired connections.

OPERATING INSTRUCTIONS

Power On/Off

- **Power On:** Press and hold the Power button for approximately 3 seconds until the LED indicator flashes blue.
- **Power Off:** Press and hold the Power button for approximately 5 seconds until the LED indicator flashes red and then turns off.

Music Playback

- **Play/Pause:** Press the Multi-function button (often the Power button or a dedicated play/pause button) once.
- **Volume Up:** Press the Volume Up (+) button.
- **Volume Down:** Press the Volume Down (-) button.
- **Next Track:** Press and hold the Volume Up (+) button for 2 seconds.
- **Previous Track:** Press and hold the Volume Down (-) button for 2 seconds.

Call Management

- **Answer/End Call:** Press the Multi-function button once.
- **Reject Call:** Press and hold the Multi-function button for 2 seconds.

Voice Assistant

- **Activate Voice Assistant:** Double-press the Multi-function button to activate your device's voice assistant (e.g., Siri, Google Assistant).

AUX Mode

- Connect one end of the 3.5mm AUX cable to the AUX port on the headphones.

- Connect the other end of the AUX cable to your audio source's 3.5mm audio jack.
- The headphones will automatically switch to AUX mode. Note that controls on the headphones may be limited in AUX mode, and playback will be controlled by the connected device.

MAINTENANCE

- **Cleaning:** Use a soft, dry cloth to clean the headphones. Do not use abrasive cleaners or solvents.
- **Storage:** Store the headphones in a cool, dry place away from extreme temperatures and direct sunlight.
- **Battery Care:** To prolong battery life, avoid fully discharging the headphones frequently. Charge them regularly, even if not in use for extended periods.
- **Water Resistance:** These headphones are not waterproof. Avoid exposure to water or excessive moisture.

TROUBLESHOOTING

| Problem | Possible Cause | Solution |
|-----------------------------|--|---|
| Headphones do not power on. | Low battery. | Charge the headphones fully. |
| Cannot pair with device. | Headphones not in pairing mode; Bluetooth off on device; device too far. | Ensure headphones are in pairing mode (flashing red/blue). Turn on Bluetooth on your device. Move device closer to headphones (within 10 meters). |
| No sound. | Volume too low; headphones not connected; incorrect audio source. | Increase volume on headphones and device. Re-pair headphones. Check if AUX cable is properly connected if in wired mode. |
| Poor sound quality. | Weak Bluetooth signal; low battery. | Move closer to the connected device. Charge the headphones. |

SPECIFICATIONS

| | |
|---------------------|---|
| Model | Rockerz 450 |
| Connectivity | Bluetooth v4.2, AUX |
| Driver Size | 40mm Dynamic Drivers |
| Playback Time | Up to 15 hours |
| Microphone | Built-in |
| Controls | Integrated physical buttons, Voice control |
| Weight | 170 grams |
| Dimensions (LxWxH) | 17 x 8 x 18 cm |
| Material | Fabric/Leather (ear cushions) |
| Included Components | Headphones, USB Charging Cable, AUX Cable, User Manual, Warranty Card |



Image: A detailed view highlighting the 40mm dynamic drivers within the earcup, responsible for high-definition audio output.

WARRANTY AND SUPPORT


Your boAt Rockerz 450 On-Ear Headphones come with a **1-year limited warranty** from the date of purchase. Please refer to the included Warranty Card for detailed terms and conditions.

For technical support, warranty claims, or further assistance, please visit the official boAt website or contact their customer service. Keep your purchase receipt and warranty card for any service requests.

Manufacturer: Imagine Marketing Ltd




Related Documents - Rockerz 450

| | |
|--|---|
|  | <p>boAt Rockerz 450 Pro: On-Ear Wireless Headphones with 70-Hour Playtime</p> <p>Comprehensive guide to the boAt Rockerz 450 Pro on-ear wireless headphones, detailing features like 70-hour battery life, 40mm drivers, Bluetooth V5.0, charging, functions, specifications, and troubleshooting tips.</p> |
|  | <p>boAt Rockerz 550 Over-Ear Wireless Headphones User Manual</p> <p>User manual for the boAt Rockerz 550 Over-Ear Wireless Headphones, detailing specifications, safety precautions, charging, Bluetooth connectivity, and basic functions.</p> |
|  | <p>boAt BassHeads 900 PRO Wired Headphones - Quick Start and Specifications</p> <p>Comprehensive guide to the boAt Bassheads 900 PRO wired headphones, covering setup, usage, technical specifications, and safety advice.</p> |
|  | <p>boAt Rockerz 480 Wireless Headphones User Manual</p> <p>User manual for the boAt Rockerz 480 wireless headphones, covering basic functions, charging, dual pairing, reset, specifications, and safety precautions.</p> |
| | |

CHARGING GUIDELINES

| Charging rates & Precautionary Guidelines: |
|---|
| 5-Charger/Recharge/Station: 100VA |
| Any other necessary can be sent to charge the as long as the station not loaded (no use is followed). |



Note: (1)Before using the headphones for the first time, it is recommended to help
charge them.

(2) Please note that the headphones cannot be used / switched on while charging.

User guide for the boAt Rockerz 371 wireless neckband earphones. Discover features like 50 hours of playback, BEAST™ Mode for low-latency gaming, ENx™ Tech for clear calls, and seamless Bluetooth connectivity.

QUICK-SWITCH
ANC BUTTON



[boAt Rockerz 301 ANC Smart Guide: Features, Pairing, and Specifications](#)

Comprehensive guide for boAt Rockerz 301 ANC wireless neckband earphones, covering setup, Bluetooth pairing, noise cancellation modes, functions, app compatibility, and technical specifications.

[pdf] User Manual Guide

rockerz-450 Introduction Structure Button Functions To Bluetooth mode is on You can use headphones as a wired headphone to save battery Simply connect one end of the 3 5mm AUX cable bottom ear cushion and other 450 Pair Aux-in Connection 1 Use Micro USB provided charge boAt Rockerz 71LPpsjerRS m media-amazon images I



450 Introduction Thank you for choosing the boAt **Rockerz 450**. This manual is meant to guide you through to the shores of Nirvana without too much difficulty. Please think of this manual as your map. Knowledge of Bluetooth and device connection is essential for the steering of this boAt. Therefore, we...

lang:en score:27 filesize: 207.02 K page_count: 1 document date: 2020-04-03

[pdf] Test Report

Test Report Sysvedh91663454666bc77de5a586 imagine boat s3 amazonaws vendor qc reports ||| Test Report TICKET REFERENCE : 48836869 TEST DATE : 14-08-2024 14:54:44 PRODUCT DESCRIPTION : Boat **Rockerz 450** Hazel Beige NATURE OF PROBLEM CUSTOMER VOICE : Charging Issue TEST DETAILS PV INSPECTION STATUS : PV Claim Rejected REMARKS : Damaged Product-Headband Damaged IMAGES


Page 1 of 1 ... lang:en score:20 filesize: 319.84 K page_count: 1 document date: 2024-08-14

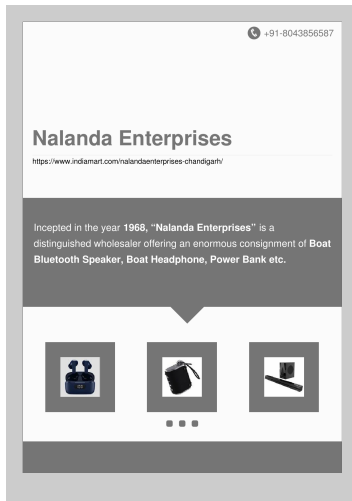


[pdf] Test Report

Test Report Sysvedh25164963267778f5edc8a2 imagine boat s3 amazonaws vendor qc reports ||| Test Report TICKET REFERENCE : 52998825 TEST DATE : 03-01-2025 12:48:53 PRODUCT DESCRIPTION : boAt **Rockerz 450** Pro - Luscious Black NATURE OF PROBLEM CUSTOMER VOICE : One / Both Side not working TEST DETAILS PV INSPECTION STATUS : PV Claim Rejected REMARKS : Wrong Product-Product received do...

lang:en score:20 filesize: 303.13 K page_count: 1 document date: 2025-01-03





[\[pdf\]](#) Declaration of Conformity

Nalanda Enterprises boat airdopes 411 anc 5 imimg data5 SELLER Doc 2022 12 ZX SR VT 15678771 ||| 91-8043856587 Nalanda Enterprises <https://www.indiamart.com/nalandaenterprises-chandigarh/> Incepted ... e.html WIRELESS EARPHONE Our Products Boat Airdopes 121 pro Black Boat Wireless Earphone Boat **Rockerz 450** Pro Headphone Boat Rockerz 255 F Pro BOAT BLUETOOTH SPEAKER Our Products Boat Grena... lang:en score:20 filesize: 640.12 K page_count: 16 document date: 2022-12-21



[Flipkart Big Billion Days Sale 2020: Electronics Deals](#)

Explore exciting electronics deals from Flipkart's Big Billion Days Sale 2020. Find premium audio, IoT, laptops, tablets, storage, powerbanks, IT accessories, personal care, cameras, gaming, and more with significant discounts.

lang:en score:14 filesize: 1.41 M page_count: 29 document date: 0000-00-00