



[Manuals.plus](#) /

› [TSA Universal](#) /

› TSA Universal United States to Poland Travel Power Adapter Instruction Manual

TSA Universal 678247240116

TSA Universal United States to Poland Travel Power Adapter Instruction Manual

Model: 678247240116

INTRODUCTION

This manual provides essential instructions for the safe and effective use of your TSA Universal Travel Power Adapter. This adapter is designed to allow North American electrical plugs to connect to Type C outlets commonly found in Poland and other European countries. It is intended for use with dual-voltage electronic devices.



Image: The TSA Universal travel adapter is shown packed neatly inside a black travel bag, alongside a passport, a tablet, and sunglasses, illustrating its compact size and suitability for travel.

IMPORTANT SAFETY INFORMATION

WARNING: This adapter **does NOT convert voltage**. It is designed only for physical plug adaptation. Ensure your electronic devices are dual-voltage (100-240V) before use. Using this adapter with single-voltage devices (e.g., 110V) in a 220V/240V outlet without a separate voltage converter will damage your device and may pose a fire hazard.

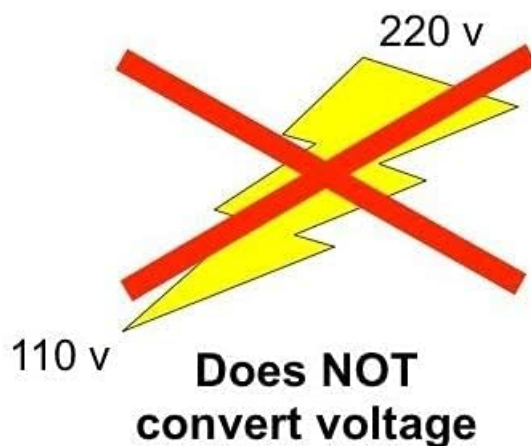


Image: A graphic warning indicating that the adapter does not convert voltage. It shows a crossed-out lightning bolt symbol

with voltage labels (110V and 220V), emphasizing that the device is not a voltage converter.

Do NOT use with: Irons, hair dryers, curling irons, heat-producing devices, lamps, or other high-power appliances. This adapter is intended for modern small electronics such as cell phones, tablets, and eReaders.

Use only in properly wired sockets.

SETUP

1. **Verify Device Voltage:** Before connecting, confirm that your electronic device is dual-voltage compatible (typically indicated as "Input: 100-240V" on the device or its power supply).
2. **Connect Device Plug:** Insert your North American (Type A or B) electrical plug into the front receptacle of the TSA Universal Travel Power Adapter. Ensure it is fully seated.




Image: A visual representation of how to connect a standard North American two-prong plug into the front of the TSA Universal travel adapter, demonstrating the correct insertion method.

3. **Insert Adapter into Wall Outlet:** Plug the adapter, with your device connected, into a Type C wall outlet in Poland or other compatible regions.

OPERATING INSTRUCTIONS

Once connected, your dual-voltage device will receive power from the foreign outlet. The adapter facilitates the physical connection, allowing your device's internal power supply to handle the voltage conversion.

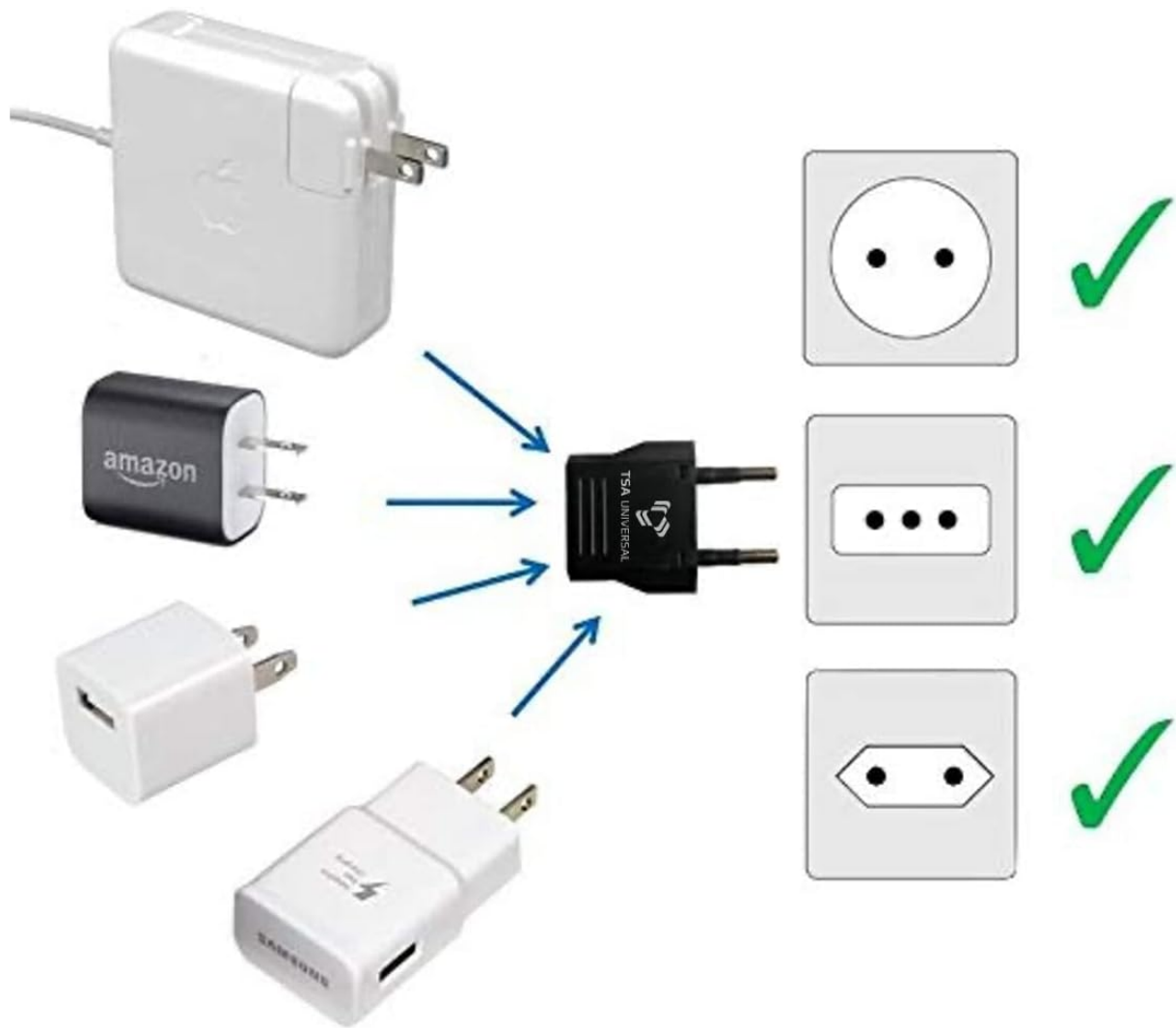


Image: A diagram illustrating the versatility of the adapter. It shows common North American device plugs (like those for Apple, Amazon, and Samsung chargers) being inserted into the adapter, which then correctly fits into various European wall outlets (Type C, E, and F).

- Ensure the adapter is firmly seated in both the wall outlet and with your device's plug.
- Always unplug the adapter from the wall when not in use or when disconnecting your device.
- Avoid overloading the adapter. It is rated for 6A.

MAINTENANCE

- Keep the adapter clean and dry. Wipe with a soft, dry cloth if necessary.
- Store in a cool, dry place away from direct sunlight and moisture when not in use.
- Do not attempt to disassemble or modify the adapter.
- Inspect the adapter for any signs of damage before each use. Discontinue use if damaged.

TROUBLESHOOTING

- **Device not charging:**
 - Ensure your device is dual-voltage compatible.
 - Check if the adapter is fully inserted into the wall outlet and your device's plug is fully inserted into the adapter.
 - Test the wall outlet with another known working device if possible.
 - Verify that the outlet is active (e.g., check a light switch).

- **Adapter feels hot:** Discontinue use immediately. This may indicate an overload or a faulty device. Ensure you are not using high-power appliances with this adapter.
- **Sparks when plugging in:** A small spark is normal when plugging in some devices. However, if sparks are large or continuous, unplug immediately and do not use.

SPECIFICATIONS

| | |
|--------------------------------|----------------------------|
| Model Number | 678247240116 |
| Plug Type | Type C (19 x 4.0 mm 2-pin) |
| Material | Fireproof ABS, Copper |
| Rated Voltage / Current | 125V/250V 6A |
| Dimensions | 2 x 1.5 x 0.25 inches |
| Item Weight | 0.6 ounces |

WARRANTY INFORMATION

This TSA Universal Travel Power Adapter comes with a **Lifetime Warranty**. This warranty assures that the adapter will function as intended in all modern Polish outlets. For warranty claims or further details, please contact TSA Universal customer support.

SUPPORT

For technical assistance, product inquiries, or warranty support, please contact Vericonic LLC, the manufacturer of TSA Universal products. Contact information can typically be found on the product packaging or the official TSA Universal website.

TSA Universal is a brand of Vericonic LLC, a USA-based veteran-owned business.