

Shure AONIC 215 TW2

Shure AONIC 215 TW2 True Wireless Sound Isolating Earbuds User Manual

This manual provides instructions for the setup, operation, and maintenance of your Shure AONIC 215 TW2 True Wireless Sound Isolating Earbuds.


INTRODUCTION

The Shure AONIC 215 TW2 True Wireless Sound Isolating Earbuds are engineered to deliver premium audio quality with deep bass, drawing from decades of experience in professional audio. These second-generation earbuds offer exceptional comfort, a secure over-the-ear fit, and robust water resistance, ensuring a world-class listening experience in various environments. Key features include advanced sound isolation, an Environment Mode for situational awareness, and intuitive fingertip controls.

WHAT'S IN THE BOX

Your Shure AONIC 215 TW2 package includes the following components:

- AONIC 215 Detachable Sound Isolating Earphones
- True Wireless Secure Fit Gen 2 Adapter set
- Fit kit with a variety of sleeves (Soft Flex and Foam) for optimal fit
- Premium charging case (not IP-rated)
- USB-C charging cable
- Earphone cleaner



An overview of the Shure AONIC 215 TW2 package contents, including earbuds, adapters, charging case, ear tips, and USB-C cable.

SETUP

1. Initial Charging

Before first use, fully charge your AONIC 215 TW2 earbuds and the charging case. Connect the USB-C charging cable to the case and a power source. A full charge for the earbuds takes approximately 2 hours. The earbuds provide up to 8 hours of battery life, and the charging case offers three additional charges, totaling up to 32 hours of use.

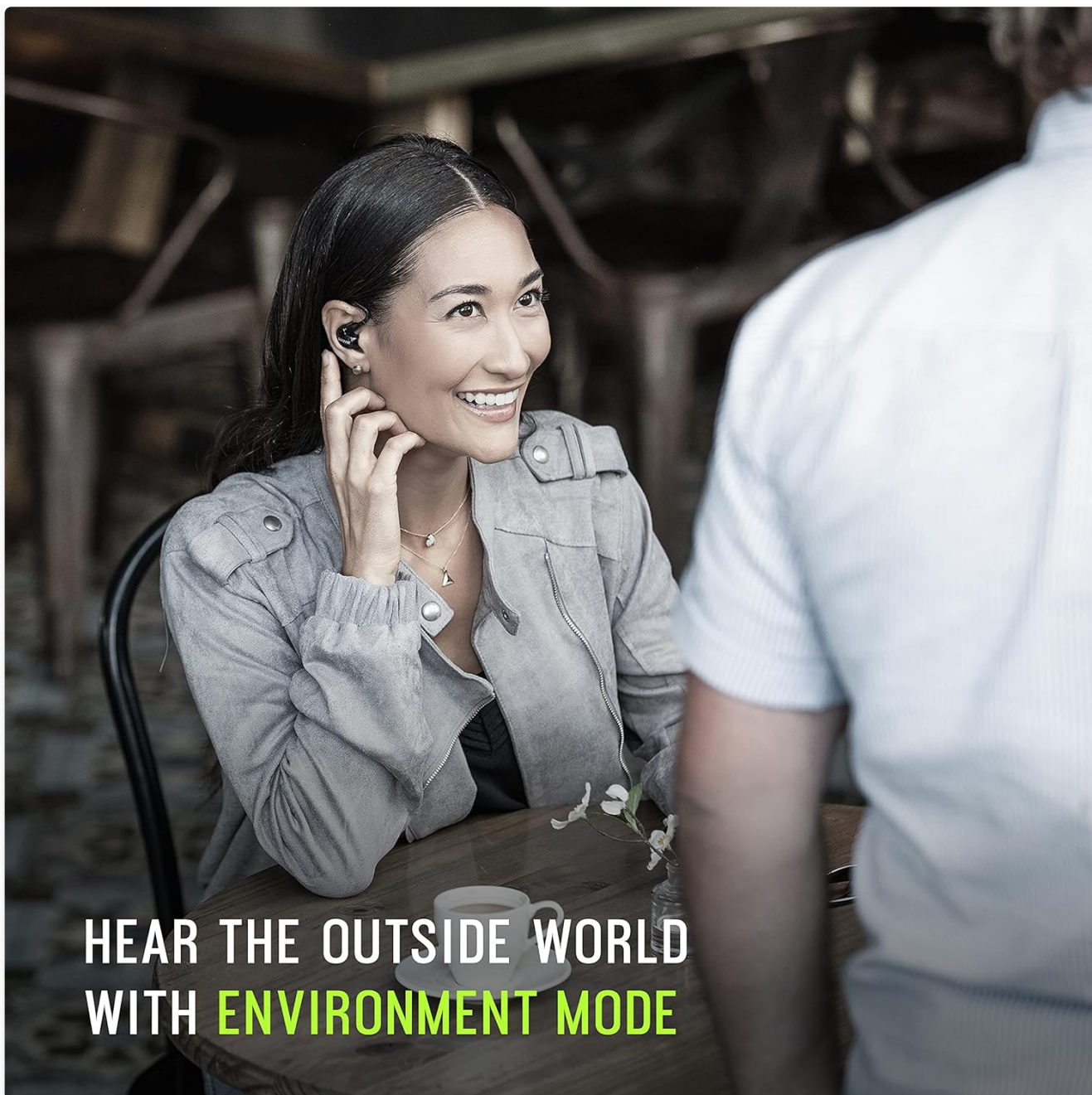


UP TO 8 HOURS
BATTERY LIFE

The Shure AONIC 215 TW2 earbuds stored within their premium charging case, indicating charging status.

2. Fitting the Earbuds

Achieving a proper fit is crucial for optimal sound isolation and audio performance. Experiment with the included Soft Flex and Foam sleeves to find the size that creates a comfortable, secure seal in your ear canal. The earbuds feature an over-ear hook design for a stable fit, even during active use.



HEAR THE OUTSIDE WORLD WITH ENVIRONMENT MODE

A user demonstrating the secure over-ear fit of the Shure AONIC 215 TW2 earbuds.

3. Bluetooth Pairing

1. Ensure the earbuds are charged and removed from the charging case.
2. On your device (phone, tablet, laptop), navigate to the Bluetooth settings.
3. Select "Shure AONIC 215 TW2" from the list of available devices to pair.
4. A voice prompt will confirm successful pairing.

The earbuds utilize Bluetooth 5 technology for enhanced stability and a wireless range of up to 10 meters (30 feet).

4. ShurePlus PLAY App

Download the free ShurePlus PLAY app for iOS and Android devices. This app allows you to customize various settings, including hardware EQ, button controls, Environment Mode levels, and voice prompts, enhancing your listening experience.

OPERATING

1. Onboard Controls


The earbuds feature intuitive button controls for managing your audio and calls:

- **Volume Control:** Adjust audio playback volume.
- **Playback Control:** Play, pause, skip tracks.
- **Call Management:** Answer, end, or reject calls.

2. Sound Modes

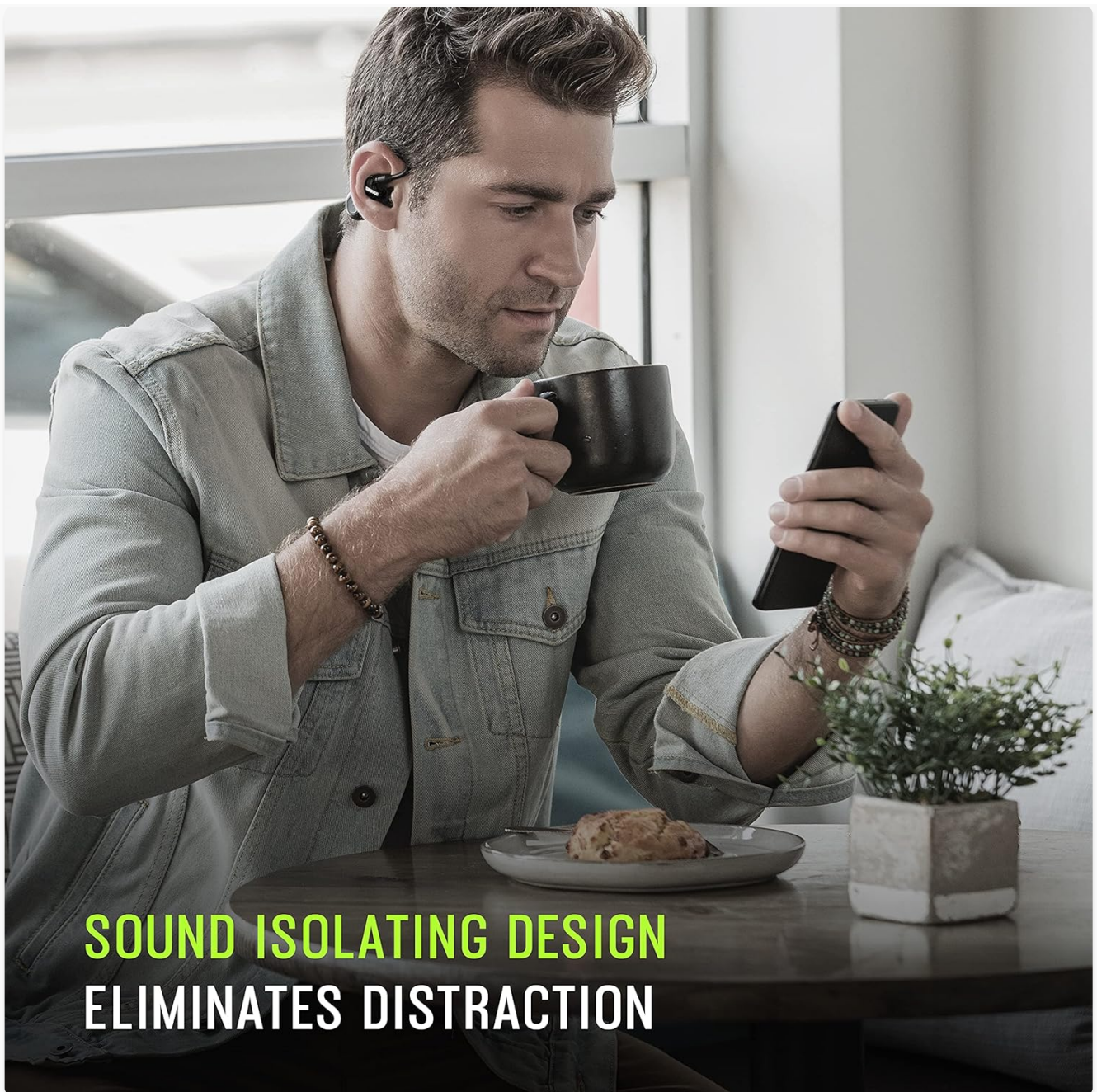
The AONIC 215 TW2 offers two primary sound modes:

- **Sound Isolating Technology:** Blocks up to 37 dB of external noise, providing an immersive listening experience without distractions.
- **Environment Mode:** Allows you to hear your surroundings with the push of a button, integrating ambient sounds into your audio feed for situational awareness.



SECURE
OVER-EAR FIT

A user experiencing the sound isolating capabilities of the Shure AONIC 215 TW2 earbuds, minimizing external distractions.



SOUND ISOLATING DESIGN ELIMINATES DISTRACTION

A user interacting with the Shure AONIC 215 TW2 earbuds, highlighting the Environment Mode feature for situational awareness.

3. Clear Calls

Enjoy clear, stereo calls with exceptional audio quality, supported by beamforming microphones for effective video conferencing and phone conversations.

4. Detachable Connection

The AONIC 215 Earphones feature a detachable MMCX connection, allowing them to be used with various cable accessories. This provides flexibility for different listening scenarios, including connection to airplane entertainment systems.

MAINTENANCE

1. Cleaning

Regularly clean your earbuds and ear tips using the provided earphone cleaner to maintain hygiene and optimal sound quality. Ensure no debris accumulates in the earbud nozzles.

2. Water Resistance

The earbuds are sweat and water-resistant with an IPX4 rating, making them suitable for workouts and outdoor activities. However, the charging case is not IP-rated and should be kept dry.



A user engaged in physical activity while wearing the Shure AONIC 215 TW2 earbuds, emphasizing their sweat and water-resistant design.

3. Storage

Always store your earbuds in the premium charging case when not in use to protect them and ensure they remain charged.

TROUBLESHOOTING

If you encounter issues with your Shure AONIC 215 TW2 earbuds, consider the following:

- **No Sound/Poor Sound Quality:** Ensure earbuds are properly seated in your ears with a good seal. Check

Bluetooth connection and device volume. Use the ShurePlus PLAY app to adjust EQ settings.

- **Pairing Issues:** Ensure earbuds are in pairing mode. Try unpairing and re-pairing the earbuds with your device.
- **Battery Life:** Confirm both earbuds and charging case are fully charged.
- **Controls Not Responding:** Ensure earbuds are connected. A factory reset may resolve persistent control issues.

For advanced troubleshooting, refer to the ShurePlus PLAY app or visit the official Shure support website for detailed guides and FAQs.

SPECIFICATIONS

Feature	Specification
Model Name	AONIC 215 TW2
Noise Control	Sound Isolation
Frequency Range	22 Hz - 20,000 Hz
Impedance	17 Ohm
Connectivity Technology	Bluetooth, Wireless
Bluetooth Version	5
Bluetooth Range	10 Meters (30 feet)
Battery Life (Earbuds)	Up to 8 Hours
Total Battery Life (with Case)	Up to 32 Hours
Charging Time	2 Hours
Water Resistance Level	IPX4 (Earbuds only)
Control Type	Media Control, Touch
Earpiece Shape	Over-Ear
Item Weight	9.3 ounces
Product Dimensions	7.17 x 7.17 x 3.07 inches
Material	Plastic, Rubber, Silicone

WARRANTY AND SUPPORT







The Shure AONIC 215 TW2 True Wireless Sound Isolating Earbuds come with a two-year warranty. For warranty claims, technical assistance, or further support, please visit the official Shure website or contact their customer service department. Detailed support resources, FAQs, and contact information can be found on their dedicated

support pages.



© 2023 Shure Incorporated. All rights reserved.

Related Documents - AONIC 215 TW2

	<p>Shure AONIC 215 2nd Gen Wireless Earphones User Guide</p> <p>Comprehensive user guide for the Shure AONIC 215 2nd Generation complete wireless high-isolation earphones, covering initial setup, Bluetooth pairing, button operations, and LED indicators.</p>
	<p>Shure RMCE-TW2 True Wireless Secure Fit Adapters User Guide</p> <p>Comprehensive user guide for the Shure RMCE-TW2 True Wireless Secure Fit Adapters, covering setup, features, ShurePlus PLAY app integration, safety information, specifications, and warranty.</p>
	<p>Shure RMCE-TW1 True Wireless Secure Fit Adapters User Guide</p> <p>Comprehensive user guide for the Shure RMCE-TW1 True Wireless Secure Fit Adapters, covering setup, features, troubleshooting, safety, and warranty information.</p>
	<p>Shure SE846 Sound Isolating Earphones User Guide and Specifications</p> <p>Comprehensive user guide for the Shure SE846 Sound Isolating™ Earphones, covering setup, maintenance, safety information, and detailed technical specifications. Learn how to achieve the best fit and sound quality.</p>
	<p>Shure SE215 Sound Isolating Earphones User Guide & Specifications</p> <p>Comprehensive guide to Shure SE215 Sound Isolating Earphones, covering setup, usage, maintenance, safety precautions, and technical specifications. Learn how to insert, wear, and care for your earphones for optimal performance and longevity.</p>
	<p>Shure MV7 Microphone and SE215 Earphones User Manuals</p> <p>Comprehensive user manuals and guides for the Shure MV7 USB/XLR Podcast Microphone and Shure SE215 PRO Wired Sound Isolating Earphones, covering setup, features, specifications, and troubleshooting.</p>

