

manuals.plus /

› [UGREEN](#) /

› [UGREEN 5.1 Transmitter Receiver 2 in 1 Wireless USB Adapter Instruction Manual](#)

**UGREEN 60300**

# UGREEN 5.1 Transmitter Receiver 2 in 1 Wireless USB Adapter Instruction Manual

*Model: 60300*

## 1. INTRODUCTION

---

The UGREEN 5.1 Transmitter Receiver is a versatile 2-in-1 wireless USB adapter designed to enhance your audio experience across various devices. It functions as both a Bluetooth transmitter (TX mode) and a Bluetooth receiver (RX mode), allowing you to stream audio wirelessly to and from non-Bluetooth enabled devices.

This adapter features Bluetooth 5.1 technology for stable and efficient connections, a built-in microphone for calls in RX mode, and a plug-and-play design that requires no driver installation for compatible devices.





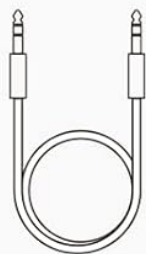
Figure 1: UGREEN 5.1 Transmitter Receiver with its cap and a 3.5mm audio cable.

## 2. KEY FEATURES

---

- **2-in-1 Functionality:** Supports both Transmitter (TX) and Receiver (RX) modes for versatile audio streaming.
- **Bluetooth 5.1 Technology:** Provides a stable connection up to 10 meters (33 feet) with SBC codec support for clear audio.
- **Built-in Microphone:** Enables hands-free calling in RX mode.
- **Driver-Free Plug & Play:** No driver installation required for compatible devices.
- **Wide Compatibility:** Works with devices featuring 3.5mm audio and USB-A interfaces, including TVs, PCs, home stereos, car stereos, headphones, and speakers.
- **Compact and Portable Design:** Easy to carry and use on the go.

# Product Overview



## Package contents

1x Bluetooth transmitter & receiver

1x 3.5mm audio cable 1M

1x User manual

Figure 2: Diagram illustrating the benefits of Bluetooth 5.1 technology, including up to 10m transmission range, more stable audio transmission, lower latency, and better anti-interference.

## 3. PACKAGE CONTENTS

Please verify that all items are present in the package:

- 1x UGREEN Bluetooth Transmitter & Receiver
- 1x 3.5mm Audio Cable (1 meter)
- 1x User Manual



Figure 3: Visual representation of the package contents, including the adapter, audio cable, and user manual.

## 4. SETUP AND OPERATION

### 4.1. Product Overview

# Receiver (RX) Mode

Equip your speaker with Bluetooth  
Support two devices connected simultaneously



Figure 4: Detailed diagram of the UGREEN adapter highlighting its components: USB-A power supply, indicator light, TX/RX mode switch, microphone (for phone calls only), multifunction button, and 3.5mm audio jack.

## 4.2. TX (Transmitter) Mode Operation

In TX mode, the adapter transmits audio from a non-Bluetooth device (e.g., TV, PC, MP3 player) to Bluetooth-enabled

headphones or speakers.

1. **Switch to TX Mode:** Locate the mode switch on the side of the adapter and slide it to the "TX" position.
2. **Connect Audio:** Plug one end of the 3.5mm audio cable into the adapter's 3.5mm audio jack and the other end into the audio output port (e.g., headphone jack) of your non-Bluetooth device (TV, PC, MP3/MP4 player).
3. **Provide Power:** Insert the USB-A connector of the adapter into a USB power source (e.g., TV's USB port, PC's USB port, USB wall charger). The indicator light will begin to blink, indicating it's in pairing mode.
4. **Pair with Bluetooth Device:** Put your Bluetooth headphones or speaker into pairing mode. The adapter will automatically search for and connect to your Bluetooth device. Once connected, the indicator light will turn solid blue or blink slowly.
5. **Enjoy Audio:** Audio from your non-Bluetooth device will now be streamed to your connected Bluetooth headphones or speaker.

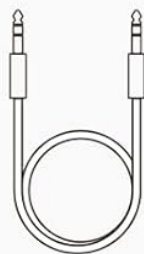


Figure 5: Illustration of the UGREEN adapter in TX mode, connecting a TV to Bluetooth headphones.

Your browser does not support the video tag.

Video 1: Official UGREEN video demonstrating the setup and use of the Bluetooth 5.1 Transmitter Receiver in TX mode, showing connection to a TV and pairing with headphones.

# Product Overview



## Package contents

1x Bluetooth transmitter & receiver

1x 3.5mm audio cable 1M

1x User manual

Figure 6: Visual guide to devices compatible with TX mode, including TV, computer, MP3/MP4 players, headphones, speakers, and earphones.

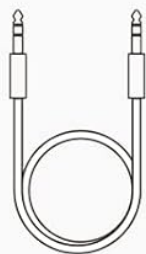
## 4.3. RX (Receiver) Mode Operation

In RX mode, the adapter receives audio from a Bluetooth-enabled device (e.g., smartphone, tablet) and plays it through a

non-Bluetooth audio system (e.g., car stereo, home stereo, wired speakers).

1. **Switch to RX Mode:** Slide the mode switch on the side of the adapter to the "RX" position.
2. **Connect Audio:** Plug one end of the 3.5mm audio cable into the adapter's 3.5mm audio jack and the other end into the audio input port (e.g., AUX-in) of your non-Bluetooth audio system (car stereo, home stereo, wired speakers).
3. **Provide Power:** Insert the USB-A connector of the adapter into a USB power source (e.g., car's USB port, USB wall charger). The indicator light will begin to blink, indicating it's in pairing mode.
4. **Pair with Bluetooth Device:** On your smartphone or tablet, enable Bluetooth and search for "UGREEN-60300" in the list of available devices. Select it to pair. Once connected, the indicator light will turn solid blue or blink slowly.
5. **Enjoy Audio:** Audio from your Bluetooth device will now be streamed to your connected audio system.
6. **Hands-Free Calling:** In RX mode, the built-in microphone allows for hands-free calls when connected to a smartphone.

# Product Overview



## Package contents

1x Bluetooth transmitter & receiver

1x 3.5mm audio cable 1M

1x User manual

Figure 7: Illustration of the UGREEN adapter in RX mode, connecting a smartphone to a speaker.

Your browser does not support the video tag.

Video 2: Official UGREEN video demonstrating the setup and use of the Bluetooth 5.1 Transmitter Receiver in RX mode, showing connection to a car stereo and pairing with a smartphone.

# Transmitter Receiver 2 IN 1

Toggle the button to switch TX or RX mode



Figure 8: The UGREEN adapter in RX mode, connected to a power outlet and a smartphone, ready to receive audio.

## 5. TROUBLESHOOTING

---

Problem	Possible Cause	Solution
No sound or poor audio quality.	Incorrect mode (TX/RX), loose cable connection, device not paired, volume too low, interference.	<p>Ensure the mode switch is in the correct position (TX for transmitting, RX for receiving).</p> <p>Check all 3.5mm and USB-A connections are secure.</p> <p>Verify the adapter is successfully paired with your Bluetooth device (solid blue light). If not, re-enter pairing mode and try again.</p> <p>Increase the volume on both the source device and the receiving device.</p> <p>Move the adapter closer to the connected Bluetooth device to reduce interference.</p>
Cannot pair with a Bluetooth device.	Device not in pairing mode, too far from adapter, interference, previously paired device interfering.	<p>Ensure both the adapter and your Bluetooth device are in pairing mode (blinking indicator light on adapter).</p> <p>Keep the adapter and Bluetooth device within 1 meter during pairing.</p> <p>Turn off Bluetooth on other nearby devices that might interfere.</p> <p>If previously paired, try forgetting the device on your phone/tablet and re-pairing.</p>
Microphone not working in RX mode.	Microphone only supported in RX mode, software settings.	<p>Confirm the adapter is in RX mode. The microphone function is not available in TX mode.</p> <p>Check your phone's audio settings to ensure the UGREEN adapter is selected as the input/output device for calls.</p>

## 6. SPECIFICATIONS

Feature	Detail
Model Number	60300
Bluetooth Version	5.1
Bluetooth Profiles	A2DP, AVRCP, HFP, HSP
Audio Codec	SBC
Transmission Range	Up to 10 meters (33 feet)
Input Interface	3.5mm Audio Jack, USB-A
Dimensions (L x W x H)	1.2 x 0.67 x 0.31 inches
Weight	0.508 ounces
Color	Black

## 7. MAINTENANCE AND CARE

---

- Keep the device dry. Do not expose it to moisture or extreme temperatures.
- Clean the device with a soft, dry cloth. Avoid using harsh chemicals or abrasive cleaners.
- Store the device in a cool, dry place when not in use.
- Avoid dropping or subjecting the device to strong impacts.

## 8. WARRANTY AND SUPPORT

---

For warranty information and technical support, please refer to the official UGREEN website or contact UGREEN customer service directly. Details can typically be found on the product packaging or the official UGREEN brand store on Amazon.

**UGREEN Official Store:** [Visit UGREEN Store on Amazon](#)