

## EWIN EW-ZR050BR

# Ewin Foldable Bluetooth Keyboard EW-ZR050BR Instruction Manual

Model: EW-ZR050BR

## INTRODUCTION

Thank you for purchasing the Ewin Foldable Bluetooth Keyboard, Model EW-ZR050BR. This wireless keyboard features a Japanese Industrial Standard (JIS) layout, allowing for both Japanese and English input. Its foldable design makes it highly portable, and it supports simultaneous connection to up to three devices across multiple operating systems. This manual provides detailed instructions for setup, operation, maintenance, and troubleshooting to ensure optimal performance.

**Important Note: This product is not compatible with devices updated to Android 12. Please verify your device's operating system version before use.**

## PACKAGE CONTENTS

- Ewin Foldable Bluetooth Keyboard (EW-ZR050BR)
- USB Charging Cable
- User Manual (this document)

## SETUP

### 1. Powering On/Off

The keyboard is designed for convenience. Simply unfold the keyboard to automatically power it on. Fold the keyboard to automatically power it off. No manual switch operation is required for basic power control.

### 2. Bluetooth Pairing

1. Unfold the keyboard to power it on.
2. Press and hold the **Fn + C** keys simultaneously for 3 seconds. The Bluetooth indicator LED will flash blue, indicating it is in pairing mode.
3. On your device (smartphone, tablet, PC), enable Bluetooth and search for available devices.

4. Select "Ewin Keyboard" or a similar name from the list of found devices.
5. If prompted, enter the pairing code displayed on your device using the Ewin keyboard and press **Enter**.
6. Once paired, the Bluetooth indicator LED will stop flashing and remain solid blue for a few seconds before turning off.

### 3. Connecting to Multiple Devices (Up to 3)

The keyboard supports pairing with up to three devices simultaneously. Use the following key combinations to assign and switch between devices:

- **Fn + Q**: Assigns/switches to Device 1
- **Fn + W**: Assigns/switches to Device 2
- **Fn + E**: Assigns/switches to Device 3

To pair a new device, select one of the Fn+Q/W/E channels, then follow the Bluetooth pairing steps (Step 2) for that channel.




### 3台デバイス同時に接続

Fn+①/②/③の組み合わせでデバイスを素早く切替

Fn+  =デバイス1

Fn+  =デバイス2

Fn+  =デバイス3

### 4システム対応可能

各OSに最適な入力モードを搭載



Image: The Ewin keyboard demonstrating Bluetooth connectivity and the ability to connect to three devices simultaneously using Fn+Q, Fn+W, and Fn+E. It also highlights compatibility with iOS, Windows, Android, and Mac operating systems.

## 4. Switching Operating Systems

To optimize keyboard functionality for your specific operating system, use the following key combinations:

- **Fn + A:** For iOS devices
- **Fn + S:** For Android devices
- **Fn + D:** For Windows devices
- **Fn + F:** For Mac devices

After switching, the keyboard will adjust its layout and function keys to better suit the selected OS.

### 1. Typing and Layout

The keyboard features a JIS (Japanese Industrial Standard) layout, which includes specific keys for Japanese input such as "full-angle/half-angle" and "conversion." It also fully supports standard English input.














### 2. Multi-Function Keys

The keyboard is equipped with 13 types of shortcut keys that provide quick access to various functions, such as media control (play/pause, volume up/down), home screen, search, and more. These functions are typically accessed by pressing the **Fn** key in combination with the corresponding function key (e.g., F1-F12).

# 13種類のマルチファンクションキーを搭載

ボリューム操作やメディアプレーヤーの操作などを  
専用キーを押すだけで実行できる13種類のマルチファンクションキーを搭載しています。

## ファンクション機能

- |   |   |
|---|---|
|  <b>ホーム</b><br>ホーム画面に戻ります。                 |  <b>再生・一時停止</b><br>音楽を再生中に一度押すと、一時停止になり、再度押すと、また再生します。 |
|  <b>検索</b><br>検索画面を起動します。                  |  <b>早送り</b><br>録音・録画テープなどをより早い速度で先に進めます。               |
|  <b>全選択</b><br>画面上に表示された文字列や画像の全部を選択します。   |  <b>シユート</b><br>音楽を聴く時に、一度押すとシユートになります。                |
|  <b>コピー</b><br>画面上に表示された文字列や画像の一部をコピーします。  |  <b>音量(ー)</b><br>お使いの端末の音量を下げます。                       |
|  <b>貼り付け</b><br>切り取るデータを表示させます。            |  <b>音量(+)</b><br>お使いの端末の音量を上げます。                       |
|  <b>切り取り</b><br>画面上に表示された文字列や画像の一部を切り抜きます。 |  <b>画面ロック</b><br>画面ロックしたら復帰させる時デバイスのロック解除が必要になります。     |
|  <b>巻き戻し</b><br>録音や録画したものを、再生中の箇所から前に戻します。 |   |



## Connectボタン

Connectボタンを3秒ほど長押しすると、LEDランプが青く点滅し、キーボードがペアリングモードに入ります。

## ファンクションキー(Fn)

F<sub>n</sub>キーを押しながら、枠が付いているキーを押すと、各種ファンクション機能が動作します。

## キーボード動作モードの切替

F<sub>n</sub>キーを押しながら、システム(iOS/Win/Andなど)が印字されるキーを押すと、キーボードの動作レイアウトを切替できます。接続端末のOSに従い、レイアウトを切り替えてからお使いください。

## 接続先の切替

複数端末とペアリングしている場合は、F<sub>n</sub>キーを押しながら、Bluetooth番号のボタンを合わせて接続先を切替可能です。

Image: A detailed view of the Ewin keyboard highlighting the 13 multi-function keys and their respective shortcuts for media control, system navigation, and other common tasks. Instructions for using the 'Connect' button and 'Fn' key are also shown.

## 3. Pantograph Key Structure

The keyboard utilizes a pantograph key structure, providing a light and responsive typing experience. This design also contributes to quieter keystrokes, making it suitable for use in quiet environments.

# パンタグラフ式&スタンド付属



## 6段階角度調整可能

スタンドを用いてデバイスに  
角度をつけることで、姿勢を正す

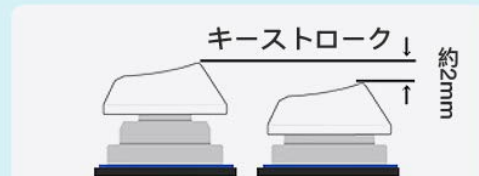


## ABS優良素材採用

静かに作動を実現、  
軽やかな打鍵感が楽しめる



パンタグラフ



キーストローク約2mm

Image: The Ewin keyboard unfolded, showcasing its pantograph key mechanism and an included adjustable stand for devices. The image illustrates the thin profile and key travel distance of approximately 2mm.

## MAINTENANCE

### 1. Charging the Battery

The keyboard has a built-in rechargeable Lithium-Ion battery. When the battery is low, the indicator light will signal. Connect the included USB cable to the keyboard's charging port and to a USB power source (e.g., computer, USB wall adapter).

- Full charge time: Approximately 2-3 hours.

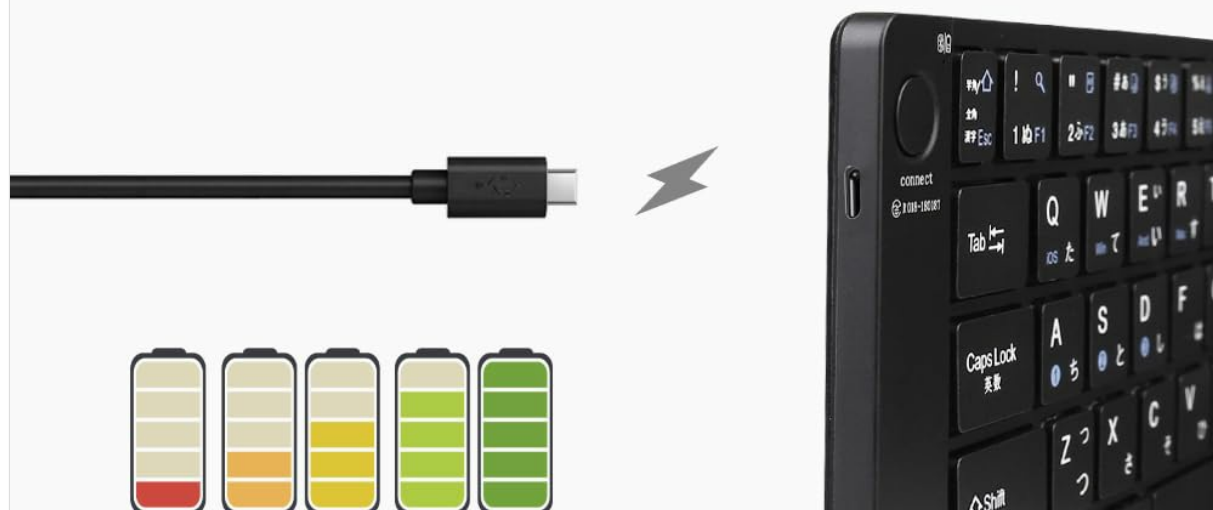


- Continuous use time: Up to 60 hours.
- Standby time: Over 90 days.

The keyboard features an auto-sleep function to conserve battery power when not in use.

## 頻繁な電池交換は不要

2～3時間でフル充電され、60時間の連続使用、  
または90日間以上の待機が可能



フル充電：2時間



連続使用：60時間



待機時間：90日



Image: An illustration showing the Ewin keyboard connected via a USB cable for charging, with battery level indicators. It details the charging time (2 hours), continuous usage (60 hours), and standby time (90 days).

## 2. Cleaning

The keyboard features an elegant leather-like cover that is waterproof and dustproof. To clean, gently wipe the surface with a soft, damp cloth. Avoid using harsh chemicals or abrasive materials.

## TROUBLESHOOTING

- **Keyboard not connecting via Bluetooth:**  
Ensure the keyboard is charged. Press **Fn + C** to enter pairing mode. Make sure Bluetooth is enabled on your device and it is within range. Try forgetting the device on your host system and re-pairing.
- **Keys are unresponsive or input is delayed:**  
Check the battery level and charge the keyboard if necessary. Low battery can affect performance. Ensure the keyboard is not too far from your device. If the issue persists, try re-pairing the keyboard.
- **Keyboard not working with Android 12:**  
This product is known to be incompatible with devices running Android 12. There is no workaround for this specific issue.
- **Incorrect characters or layout:**  
Ensure you have selected the correct operating system mode using **Fn + A** (iOS), **Fn + S** (Android), **Fn + D** (Windows), or **Fn + F** (Mac).

## SPECIFICATIONS

Feature	Detail
Brand	EWIN
Model Number	EW-ZR050BR
Connectivity Technology	Bluetooth
Keyboard Layout	JIS (Japanese Industrial Standard)
Compatible Operating Systems	iOS, Android (not Android 12), Windows, Mac
Compatible Devices	Smartphones, Tablets, Laptops, PCs
Special Features	Foldable, Rechargeable, Multi-device pairing (3 devices), Multi-function keys
Battery Type	Lithium Ion (1 included)
Charging Time	2-3 hours
Continuous Use Time	Up to 60 hours
Standby Time	Over 90 days
Product Dimensions (Folded)	14.5 x 9.9 x 1.2 cm
Item Weight	580 g

## WARRANTY INFORMATION

This product is covered by a standard manufacturer's warranty. Please refer to the warranty card included with your purchase or contact Ewin customer support for specific details regarding warranty duration and terms. Keep your proof of purchase for warranty claims.



## CUSTOMER SUPPORT

---

For further assistance, technical support, or inquiries regarding your Ewin Foldable Bluetooth Keyboard, please visit the official Ewin website or contact their customer service department. Contact information can typically be found on the product packaging or the manufacturer's website.

© 2023 EWIN. All rights reserved.