



[Manuals.plus](#) /

› [Beidongli](#) /

› Beidongli LR1130 AG10 Alkaline Button Battery User Manual

Beidongli LR1130

Beidongli LR1130 AG10 Alkaline Button Battery User Manual

Model: LR1130 | Brand: Beidongli

1. INTRODUCTION

This manual provides essential information for the safe and effective use of Beidongli LR1130 AG10 Alkaline Button Batteries. Please read these instructions carefully before use and retain them for future reference. These batteries are designed to provide reliable power for a variety of small electronic devices.




Figure 1: Beidongli LR1130 AG10 Alkaline Button Batteries (40-pack packaging).

2. PRODUCT OVERVIEW AND SPECIFICATIONS

The Beidongli LR1130 AG10 is a high-quality alkaline button cell battery known for its stable voltage output and leak-proof design. It is compatible with numerous devices requiring this battery type.

2.1 Key Features

- **High-Quality Alkaline Composition:** Provides long-lasting and continuous power.
- **Leak-Proof and Safe:** ISO9001 and SGS safety certified, designed to prevent leakage.
- **Stable Voltage:** Maintains consistent voltage even under prolonged discharge, enhancing device reliability.
- **Wide Temperature Range:** Performs effectively across various environmental temperatures.


- **Individual Packaging:** Each battery is separately packed to prevent short-circuiting during storage.

Efficient Leakage-Proof

Use More Safety


The battery use the materials of stainless steel, good sealing performance,leakage-free, safe use without worried.



 Strong Power

 Mercury Free

 Leak Proof

 3Years Shelf Life


 Stable Voltage

Figure 2: Key features of the Beidongli LR1130 battery, highlighting its leak-proof design and stable performance.

2.2 Technical Specifications

Specification	Value
Brand	Beidongli
Model	LR1130
Battery Type	Alkaline Button Cell
Voltage	1.5 Volts
Capacity	80 mAh (Milliamper-hour)
Dimensions	11.6mm (Diameter) x 3.1mm (Thickness)
Item Weight	1.2 g per battery
Shelf Life	3 Years
Equivalent Models	LR54, AG10, 1168A, 389A, 390A, D189, 189, D189A, G10, G10A, GP189, GP89A, KA54, L1131, V10GA, BLR54, B-LR54, D189AB, RW89

Battery Parameters

Brand: Beidongli

Name: LR1130 Button Battery

Type:LR1130

Size: 11.6mm*3.1mm

Voltage:1.5V

Weight: 1.2g

Specifications: 8 PCS LR1130

Chemical System: Alkaline Battery

Lifetime of Battery: 3years

Capacity: 80mAh



Figure 3: Detailed battery parameters for the Beidongli LR1130.

Negative

Thickness: 3.1mm

Positive

Diameter: 11.6mm

- ✓ **Manufacturer: Beidongli**
- ✓ **Capacity: 80mAh**
- ✓ **Cell: High Quality Batteries**

Figure 4: Physical dimensions and polarity markings of the LR1130 battery.

3. SAFETY INFORMATION

WARNING: Keep batteries out of reach of children. Swallowing may lead to serious injury or death. If swallowed, seek immediate medical attention.

- Do not recharge, disassemble, heat, or dispose of in fire.
- Do not mix old and new batteries, or different types of batteries.
- Ensure correct polarity (+ and -) when inserting batteries.
- Remove depleted batteries promptly from devices.
- Store batteries in their original packaging until ready for use.
- Avoid direct contact with skin or eyes if battery leakage occurs. In case of contact, rinse thoroughly with water and seek medical advice.

4. INSTALLATION

1. **Identify Battery Compartment:** Locate the battery compartment on your device. Refer to your device's manual for specific instructions.
2. **Open Compartment:** Use a small screwdriver or coin if necessary to open the battery compartment cover.
3. **Remove Old Batteries (if applicable):** Carefully remove any old batteries, noting their orientation.
4. **Insert New Battery:** Insert the new Beidongli LR1130 battery, ensuring the positive (+) side aligns with the positive terminal in the compartment and the negative (-) side aligns with the negative terminal. The positive side is typically marked with a plus sign and the battery model number.
5. **Close Compartment:** Securely close the battery compartment cover.

5. USAGE GUIDELINES

Beidongli LR1130 batteries are suitable for a wide range of small electronic devices. Common applications include:

- Toys
- Watches
- Cameras
- Calculators
- Car security alarms and keyless remotes
- Computer equipment (CMOS memory backup)
- Flashlights
- Gauges and Thermometers



LR1130



Stoppuhr



Taschenrechner



Autoschlüssel



Uhr



Kinderspielzeug



Blutzuckermessgerät

Figure 5: Examples of devices compatible with LR1130 batteries.

For optimal performance, ensure your device is designed for 1.5V alkaline button cells and specifically lists LR1130 or one of its equivalent models.

6. STORAGE AND DISPOSAL

6.1 Storage

- Store batteries in a cool, dry place away from direct sunlight and extreme temperatures.
- Keep batteries in their original packaging until use to prevent short-circuiting.
- Do not store batteries near metal objects that could cause a short circuit.

6.2 Disposal

Do not dispose of batteries with household waste. Batteries contain materials that can be harmful to the environment if not disposed of properly. Please recycle used batteries at designated collection points in accordance with local regulations.

7. TROUBLESHOOTING

If your device is not functioning after installing new batteries, consider the following:

- **Incorrect Polarity:** Double-check that the batteries are inserted with the correct positive (+) and negative (-) orientation.
- **Poor Contact:** Ensure the battery terminals are clean and making good contact with the device's contacts. Gently clean contacts with a dry cloth if necessary.
- **Depleted Battery:** Although new, a battery might be faulty or have a reduced charge. Try a different battery from the pack.
- **Device Issue:** The problem might be with the device itself, not the battery. Consult your device's manual or a qualified technician.

8. WARRANTY AND SUPPORT

Beidongli LR1130 AG10 Alkaline Button Batteries come with a 3-year warranty against leakage and manufacturing defects. For warranty claims or technical support, please contact your retailer or the manufacturer directly. Keep your purchase receipt as proof of purchase.

For further information or assistance, please visit the [Beidongli brand page](#).