

Altec Lansing IMW1300-BLK-STK-2

Altec Lansing HydraBlast Wireless Portable Bluetooth Speaker User Manual

INTRODUCTION

Thank you for choosing the Altec Lansing HydraBlast Wireless Portable Bluetooth Speaker. This speaker is designed to provide high-quality audio in various environments, featuring robust construction and convenient functionalities. Please read this manual carefully to ensure proper use and to maximize your experience with the product.

Key features of your HydraBlast speaker include:

- **Bold Bass and Clear Audio:** Enjoy immersive sound with rich bass and clear highs.
- **Portable and Easy to Carry:** Lightweight design with a built-in carabiner for on-the-go use.
- **20 Hours of Playtime:** Extended battery life for prolonged listening.
- **Built-in Phone Charger:** Conveniently charge your devices wirelessly or via cable.
- **IP67 Everything Proof:** Shockproof, Snowproof, Waterproof, and Dustproof for ultimate durability.




The Altec Lansing HydraBlast speaker, highlighting its wireless charging pad and vibrant LED light strips.

1. Charging the Speaker

Before first use, fully charge your HydraBlast speaker. Use the provided USB-C cable to connect the speaker to any compatible USB power outlet, laptop, or PC. The charging indicator light will show the charging status.

- **Charging Time:** Approximately 20 hours for a full charge (initial charge may vary).
- **Playtime:** Up to 20 hours on a full charge.

2. Powering On/Off


To power on the speaker, press and hold the **Power button** () located on the top panel until you hear an audible cue and the LED lights illuminate. To power off, press and hold the same button until the lights turn off.

3. Bluetooth Pairing

Follow these steps to pair your device with the HydraBlast speaker:

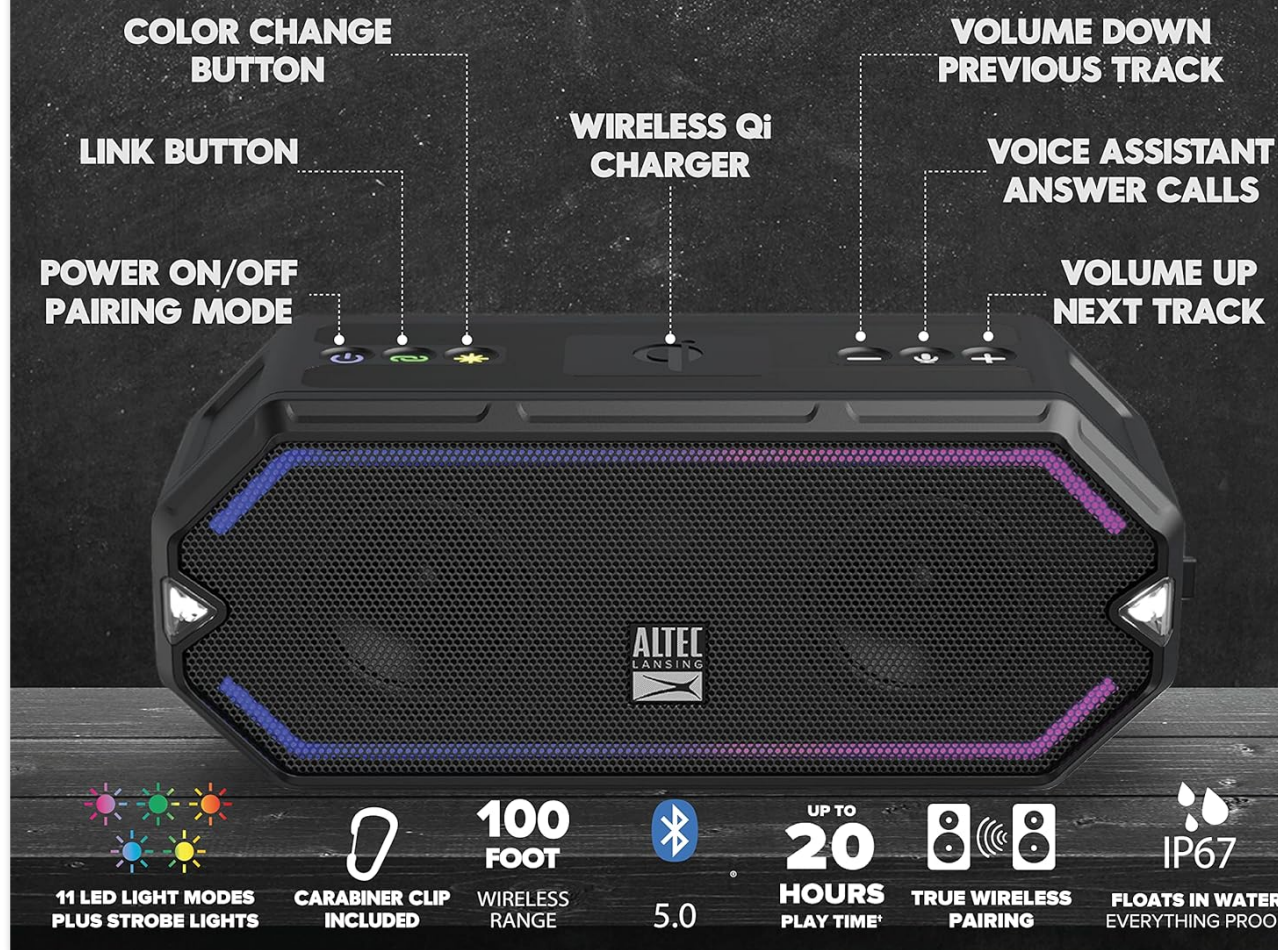
1. Ensure the speaker is powered on and in pairing mode. The Bluetooth indicator light will flash.
2. On your mobile device, navigate to the Bluetooth settings.
3. Select "Altec Lansing HydraBlast" from the list of available devices.
4. Once connected, the Bluetooth indicator light on the speaker will become solid, and you will hear a confirmation tone.

4. True Wireless Pairing (TWS)

You can pair two HydraBlast speakers together for a stereo sound experience. Ensure both speakers are powered on and not connected to any other Bluetooth device. Press the **Link button** () on both speakers. They will automatically connect to each other. Then, pair your device to one of the speakers as described in step 3.



JUST LISTEN



Overview of the HydraBlast speaker's control panel and features.

OPERATING THE SPEAKER

1. Basic Controls

- **Volume Up/Next Track:** Press the **+ button** () to increase volume. Press and hold to skip to the next track.
- **Volume Down/Previous Track:** Press the **- button** () to decrease volume. Press and hold to go to the previous track.
- **Play/Pause/Answer Call:** Press the **Voice Assistant/Answer Calls button** () to play or pause music, or to answer/end a phone call. Press and hold to activate your device's voice assistant.

2. LED Light Modes

The HydraBlast speaker features 11 LED light modes to enhance your listening experience. Press the **Color Change button** () to cycle through the different light patterns and colors.



The HydraBlast speaker showcasing its dynamic LED light modes.

3. Wireless Phone Charging

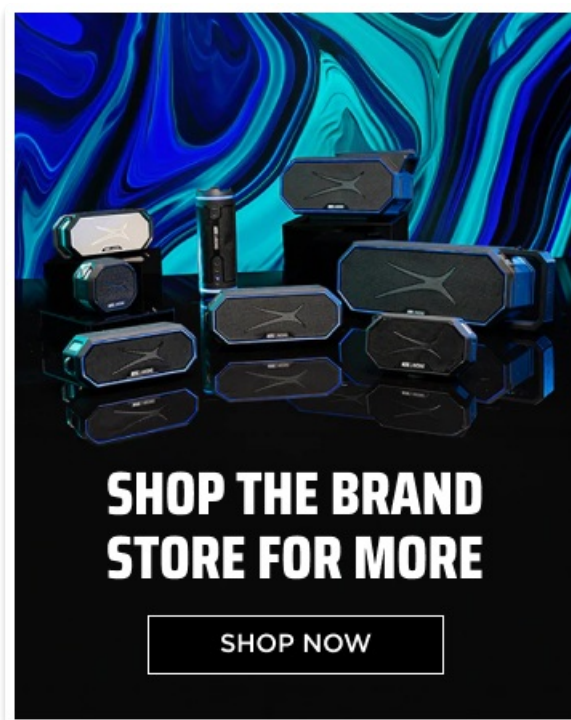
Place your Qi-compatible smartphone on the designated wireless charging pad on top of the speaker. Ensure the phone is centered for optimal charging. The charging indicator on your phone will confirm that charging has begun.



A smartphone wirelessly charging on the HydraBlast speaker.

4. Charging External Devices (USB-C Output)

The speaker also functions as a power bank. Connect your smartphone or tablet to the USB-C port on the speaker using a compatible cable to charge your device.

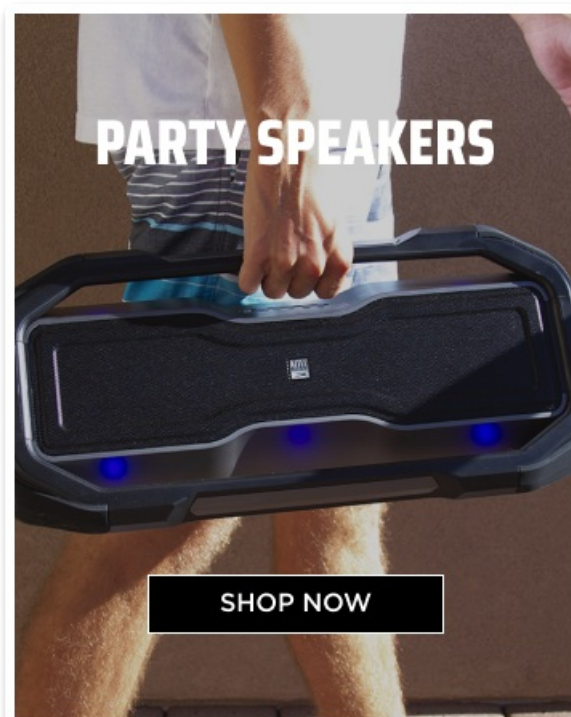


The USB-C port on the HydraBlast speaker for charging external devices.

MAINTENANCE

1. IP67 Everything Proof Rating

Your HydraBlast speaker is rated IP67, meaning it is **Shockproof, Snowproof, Waterproof, and Dustproof**. This allows for use in various outdoor and challenging environments. While it can withstand submersion up to 1 meter for 30 minutes, it is recommended to ensure all port covers are securely closed before exposure to water or dust.



The HydraBlast speaker's waterproof design allows for use near water.

2. Cleaning and Storage

- To clean the speaker, use a soft, damp cloth. Avoid using harsh chemicals or abrasive cleaners.
- Ensure the speaker is dry before charging or storing for extended periods.

- Store the speaker in a cool, dry place away from direct sunlight and extreme temperatures.

TROUBLESHOOTING

Problem	Possible Cause	Solution
Speaker does not power on.	Low battery.	Charge the speaker fully using the provided USB-C cable.
No sound from speaker.	Volume too low; device not paired; incorrect audio source.	Increase speaker and device volume. Re-pair the device. Ensure correct audio output is selected on your device.
Bluetooth pairing fails.	Speaker not in pairing mode; device too far; interference.	Ensure speaker is in pairing mode (flashing Bluetooth light). Move device closer to speaker. Turn off other Bluetooth devices.
Wireless charging not working.	Phone not Qi-compatible; phone not centered; foreign objects.	Verify phone supports Qi wireless charging. Reposition phone on the charging pad. Remove any metal objects or thick cases.
Short battery life.	Speaker not fully charged; high volume usage; LED lights on.	Ensure speaker is fully charged. Reduce volume. Turn off LED lights when not needed.

SPECIFICATIONS

Model Name	IP67
Item Model Number	IMW1300-BLK-STK-2
Brand	Altec Lansing
Material	Durable Plastic or Rubber
Speaker Type	Outdoor
Special Feature	Portable
Connectivity Technology	Bluetooth, USB
Wireless Communication Technology	Bluetooth
Battery Life	20 Hours
Charging Time	20 Hours
Water Resistance Level	Waterproof (IP67)
Item Weight	0.79 Kilograms (1.74 pounds)
Product Dimensions	8.7"D x 4.4"W x 5.5"H
Speaker Maximum Output Power	6 Watts

Included Components	Bluetooth Speaker
UPC	021331023681

PRODUCT VIDEOS

Your browser does not support the video tag.

This video provides an overview of the Altec Lansing HydraBlast Waterproof Bluetooth Speaker, highlighting its key features and design.

Your browser does not support the video tag.

A short video showcasing the Altec Lansing HydraBlast Wireless Portable Bluetooth Speaker in action.



WARRANTY AND SUPPORT

The Altec Lansing HydraBlast speaker comes with a **Standard Manufacturer Warranty**. For detailed warranty information, terms, and conditions, please refer to the warranty card included with your product or visit the official Altec Lansing website.

For technical support, troubleshooting assistance beyond this manual, or to inquire about replacement parts, please contact Altec Lansing customer service. Contact information can typically be found on the product packaging or their official website: www.alteclansing.com

© 2024 Altec Lansing. All rights reserved.
Model: IMW1300-BLK-STK-2

Related Documents - IMW1300-BLK-STK-2

	<p>Altec Lansing ACS65i Amplified Speaker System User Guide</p> <p>User guide for the Altec Lansing ACS65i amplified speaker system. This document provides detailed instructions on setup, operation, safety precautions, specifications, and warranty information for multimedia computer audio applications.</p>
	<p>Altec Lansing ATP3 Computer Speaker System User Guide and Setup</p> <p>Comprehensive user guide for the Altec Lansing ATP3 computer speaker system, covering specifications, setup instructions, safety precautions, and control usage.</p>

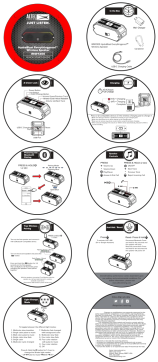
IMPORTANT
PLEASE DO NOT RETURN TO STORE
If You're Having Trouble, We're Here to Help!



Call us 24/7 at 1-855-292-4087
E-mail us at alsupport@sakar.com or visit us
at altec Lansing.com

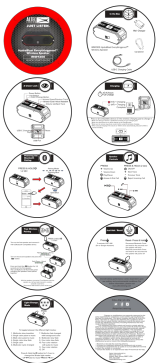
[Altec Lansing HydraBlast 2.0 EVERYTHINGPROOF Wireless Speaker Quick Start Guide](#)

Quick start guide for the Altec Lansing HydraBlast 2.0 EVERYTHINGPROOF Wireless Speaker, covering setup, charging, Bluetooth pairing, controls, safety precautions, specifications, and warranty information.



[Altec Lansing IMW1300 HydraBlast Speaker Quick Start Guide](#)

This guide provides instructions for setting up and using the Altec Lansing IMW1300 HydraBlast Everythingproof Wireless Speaker, including pairing, charging, and speaker controls.



[Altec Lansing HydraBlast IMW1300 Wireless Speaker Quick Start Guide](#)

Quick start guide for the Altec Lansing HydraBlast Everythingproof™ Wireless Speaker (IMW1300), covering unboxing, charging, pairing, speaker controls, light modes, and FCC compliance.


IMPORTANT
PLEASE DO NOT RETURN TO STORE
If You're Having Trouble, We're Here to Help!



Call us 24/7 at 1-855-292-4087
E-mail us at alsupport@sakar.com or visit us
at altec Lansing.com

[Altec Lansing TOUGHBOXX Rugged Wireless Speaker IMT1030 Quick Start Guide and Manual](#)

Comprehensive guide for the Altec Lansing TOUGHBOXX Rugged Wireless Speaker (IMT1030), covering setup, features, Bluetooth pairing, TWS/Party Sync, FM radio, charging, safety, specifications, and warranty information.



Safety Data Sheet (SDS)

Safety Data Sheets (SDS)

Client

Dongguan Powercom Battery Co., Ltd.

Add. of Client

7A Julong Road, Shigu, Tangxia Dongguan City, Guangdong Province, China 523729

Description

Cylindrical lithium ion battery

Model / Type

ICR18650-2000mAh 7.4V 144965

Manufacturer

Dongguan Powercom Battery Co., Ltd.

Add. of Manufacturer

7A Julong Road, Shigu, Tangxia Dongguan City, Guangdong Province, China 523729

Nominal Voltage

7.4V, 2000mAh, 144965

Date of Receipt

2020-11-26


Laboratory

Dongguan ZLK Technology Co., Ltd.

Address


Building 31, No.2, Jinyuan Mountain, No.14, Industrial West Road, Songshan Lake High-tech Industrial Development Zone, Dongguan, Guangdong, China

Approved Signature

Signature: 


Li Guang Guo

Inspected by

Signature: 

Li Guang Guo

Reviewed by

Signature: 

Li Guang Guo

Report No.: ZLKSDS1006-01

Page 1 of 11

[pdf] Datasheet Safety Datasheet

Safety Data Sheet Altec Lansing HydraBlast Everythingproof Wireless Bluetooth Speaker Black IMW1300 BLK STK 2 Staples 24494974 sds staples msds |||

Safety Data Sheets SDSs Safety Data Sheets SDSs Client Add. of Client Dongguan Powercom Battery Co., Ltd. 7A Julong Road, Shigu, Tangxia Dongguan City, Guangdong Province, China 523729 Description Model /Type Manufacturer Add. of Manufacturer Cylindrical lithium ion battery ICR18650 2000mAh...

lang:en score:28 filesize: 226.26 K page_count: 11 document date: 2021-04-06