

Corn EB021

Corn EB021 Digital Display True Wireless Stereo Earbuds

Model: EB021 | Brand: Corn

1. PRODUCT OVERVIEW

The Corn EB021 Digital Display True Wireless Stereo Earbuds offer a high-quality audio experience with convenient wireless connectivity. Featuring a digital display on the charging case, these in-ear earbuds are designed for mobile phone compatibility and include a built-in microphone for calls. They incorporate noise-cancelling technology for an immersive listening experience.



Key Features:

- **Type:** In-Ear
- **Connectivity:** Wireless (Bluetooth V5.0)
- **Compatibility:** Mobile Phones
- **Microphone:** Included for hands-free calls
- **Noise Control:** Active Noise Cancellation
- **Charging Port:** Type-C
- **Digital Display:** On charging box for battery status

2. PACKAGE CONTENTS

Please check the package carefully to ensure all items are present and in good condition.

- Corn EB021 True Wireless Stereo Earbuds (Left and Right)
- Wireless Charging Case with Digital Display
- USB Type-C Charging Cable
- User Manual
- Multiple sizes of ear tips (typically S, M, L)

3. SETUP

3.1 Charging the Earbuds and Case

Before first use, it is recommended to fully charge both the earbuds and the charging case.

1. Place the earbuds into their respective slots in the charging case. Ensure the charging contacts align.
2. Connect the Type-C charging cable to the charging port on the case and the other end to a USB power source (e.g., wall adapter, computer USB port).
3. The digital display on the charging case will show the battery level of the case and indicate when the earbuds are charging.
4. Charging time for earbuds is approximately 1.5 hours. Charging time for the case is 2-3 hours.



Image 3.1: Earbuds in Charging Case with Digital Display



Image 3.2: Earbuds in Charging Case (Angled View)

3.2 Pairing with Your Device

The earbuds will automatically enter pairing mode when removed from the charging case.

1. Ensure the earbuds are fully charged.
2. Open the charging case and remove both earbuds. They will automatically power on and attempt to pair with each other.
3. On your mobile phone or Bluetooth-enabled device, go to the Bluetooth settings.
4. Search for new devices. You should see "EB021" or a similar name in the list of available devices.
5. Select "EB021" to connect. Once connected, you will hear a confirmation tone, and the earbuds' indicator lights will change.
6. If pairing fails, place the earbuds back into the case, close the lid, wait a few seconds, and then repeat the process.

4. OPERATING YOUR EARBUDS

4.1 Wearing the Earbuds

Choose the ear tips that provide the best seal and comfort for optimal sound quality and noise cancellation. Gently insert the earbuds into your ear canal and twist slightly to secure them.



Image 4.1: Single Earbud Side View

4.2 Touch Controls

The EB021 earbuds feature touch-sensitive controls on the outer surface of each earbud. The specific functions may vary slightly, but common controls include:

- **Play/Pause:** Single tap on either earbud.
- **Next Track:** Double tap on the right earbud.
- **Previous Track:** Double tap on the left earbud.
- **Answer/End Call:** Single tap on either earbud during an incoming call or active call.
- **Reject Call:** Press and hold either earbud for 2 seconds during an incoming call.
- **Activate Voice Assistant:** Triple tap on either earbud (e.g., Siri, Google Assistant).
- **Noise Cancellation On/Off:** Press and hold for 2-3 seconds (may vary).

5. MAINTENANCE

5.1 Cleaning

Regular cleaning helps maintain the performance and longevity of your earbuds.

- Use a soft, dry, lint-free cloth to wipe the earbuds and charging case.
- For ear tips, remove them from the earbuds and clean with a mild soap solution if necessary, then rinse thoroughly and dry completely before reattaching.
- Gently clean the charging contacts on both the earbuds and the case with a dry cotton swab.
- Avoid using abrasive materials, alcohol, or chemical cleaners.

5.2 Storage

When not in use, always store the earbuds in their charging case to protect them from dust, damage, and to keep them charged.



Image 5.1: Closed Charging Case

Store the case in a cool, dry place away from extreme temperatures and direct sunlight.

6. TROUBLESHOOTING

If you encounter issues with your Corn EB021 earbuds, please refer to the following table for common problems and solutions.

Problem	Possible Cause	Solution
Earbuds not pairing with device	Bluetooth off; Earbuds not in pairing mode; Device list full.	Ensure Bluetooth is on. Place earbuds back in case, then remove to re-enter pairing mode. Forget "EB021" on your device and re-pair.
Only one earbud working	Earbuds not paired to each other; Low battery.	Place both earbuds in the charging case, close the lid, then open and remove them to force re-pairing. Ensure both earbuds are charged.
No sound or low volume	Device volume too low; Earbuds not connected; Ear tips not sealed.	Increase device volume. Reconnect earbuds. Adjust earbud position or try different size ear tips.
Charging issues	Dirty charging contacts; Faulty cable/adapter.	Clean charging contacts on earbuds and case. Try a different USB Type-C cable and power adapter.
Noise cancellation not effective	Improper fit; Feature not activated.	Ensure a snug fit with appropriate ear tips. Refer to touch controls to activate/deactivate noise cancellation.

7. SPECIFICATIONS







Detailed technical specifications for the Corn EB021 earbuds.

Feature	Specification
Model Number	EB021
Brand Name	Corn
Color	Black
Headphones Ear Placement	In Ear
Headphones Form Factor	In Ear
Noise Control	Active Noise Cancellation
Sensitivity	92 dB
Connectivity Technology	Wireless
Wireless Communication Technology	Bluetooth V5.0
Charging Time (Earbud)	1.5 Hours
Charging Time (Charge Box)	2-3 Hours
Charging Port	Type-C
Package Dimensions	18.2 x 10 x 3.2 cm
Item Weight	164 g
Manufacturer	Corn

8. WARRANTY AND SUPPORT

For warranty information and customer support, please refer to the documentation provided with your purchase or contact the retailer/manufacturer directly. Keep your proof of purchase for warranty claims.

For further assistance or technical support, please visit the official Corn website or contact their customer service department.

	<p>CORN P60 Quick Guide - Setup and Safety Information</p> <p>A concise and SEO-optimized HTML guide for the CORN P60 smartphone, covering initial setup, SIM card insertion, safety precautions, and FCC compliance information.</p>
	<p>CORN X4 Quick Guide: Setup, Features, and Safety Information</p> <p>Get started with your CORN X4 smartphone. This quick guide provides essential information on setup, features, safety, and compliance, merging English and Spanish content into a primary English version.</p>
	<p>CORN C55 Pro Quick Guide: Setup, Features, and Safety Information</p> <p>Get started with your CORN C55 Pro smartphone. This quick guide covers setup, appearance, card insertion, dual SIM settings, safety information, and FCC compliance.</p>
	<p>CORN X55 Quick Guide: Setup, Safety, and Regulatory Information</p> <p>A concise guide for the CORN X55 smartphone, detailing setup instructions, SIM card management, crucial safety precautions, and FCC compliance information for users.</p>
	<p>CORN TRONIK1 Smart Phone User Manual and Specifications</p> <p>Official user manual and detailed specifications for the CORN TRONIK1 Smart Phone, including setup, features, and technical details. Learn how to insert SIM/SD cards and power on your device.</p>
	<p>CORN FLIP X1 User Manual</p> <p>User manual for the CORN FLIP X1 mobile phone, covering safety precautions, device overview, key functions, getting started with SIM card and memory card installation, battery charging, and device operation, including FCC compliance information.</p>

Documents - Corn – EB021

<p>Chapter 17. The Consumer Price Index (Updated 2-14-2018)</p> <p>The Consumer Price Index (CPI) is a measure of the average change over time in the prices of consumer items—goods and services that people buy for day-to-day living. The CPI is a compilation of prices that consumers pay for a basket of goods and services. The basket is made up of items that are bought by a typical urban consumer. The CPI is used to measure inflation, which is the rate at which the general level of prices for goods and services is rising, and subsequently, purchasing power is falling. The CPI is also used to measure the cost of living, which is the amount of money needed to purchase a basket of goods and services. The CPI is published monthly by the Bureau of Labor Statistics (BLS).</p> <p>Part I. Overview of the CPI</p> <p>Three CPI series: The Bureau of Labor Statistics (BLS), the Bureau of Economic Analysis (BEA), and the Bureau of Census (Census).</p> <ul style="list-style-type: none"> • CPI for All Urban Consumers (CPI-U) • CPI for Urban Wage Earners and Clerical Workers (CPI-W) • Chain-CPI for All Urban Consumers (C-CPI-U) <p>The CPI for All Urban Consumers, or CPI-U, is the most widely used CPI. It is published monthly by the BLS. The CPI-U is used to measure inflation, which is the rate at which the general level of prices for goods and services is rising, and subsequently, purchasing power is falling. The CPI-U is also used to measure the cost of living, which is the amount of money needed to purchase a basket of goods and services. The CPI-U is published monthly by the Bureau of Labor Statistics (BLS).</p>	<p>IN THIS CHAPTER</p> <ul style="list-style-type: none"> 1. Introduction of the CPI 2. CPI coverage and scope 3. CPI construction and publication 4. Classification of CPI series 5. CPI components 6. How to interpret the CPI 7. Uses of the CPI 8. Limitations of the index 9. The CPI in the context of the economy 10. The CPI in the context of the world 11. The CPI in the context of the future 12. The CPI in the context of the past 13. The CPI in the context of the present 14. The CPI in the context of the future 15. The CPI in the context of the past 16. The CPI in the context of the present 17. The CPI in the context of the future 18. The CPI in the context of the past 19. The CPI in the context of the present 20. The CPI in the context of the future 21. The CPI in the context of the past 22. The CPI in the context of the present 23. The CPI in the context of the future 24. The CPI in the context of the past 25. The CPI in the context of the present 26. The CPI in the context of the future 27. The CPI in the context of the past 28. The CPI in the context of the present 29. The CPI in the context of the future 30. The CPI in the context of the past 31. The CPI in the context of the present 32. The CPI in the context of the future 33. The CPI in the context of the past 34. The CPI in the context of the present 35. The CPI in the context of the future 36. The CPI in the context of the past 37. The CPI in the context of the present 38. The CPI in the context of the future 39. The CPI in the context of the past 40. The CPI in the context of the present 41. The CPI in the context of the future 42. The CPI in the context of the past 43. The CPI in the context of the present 44. The CPI in the context of the future 45. The CPI in the context of the past 46. The CPI in the context of the present 47. The CPI in the context of the future 48. The CPI in the context of the past 49. The CPI in the context of the present 50. The CPI in the context of the future 51. The CPI in the context of the past 52. The CPI in the context of the present 53. The CPI in the context of the future 54. The CPI in the context of the past 55. The CPI in the context of the present 56. The CPI in the context of the future 57. The CPI in the context of the past 58. The CPI in the context of the present 59. The CPI in the context of the future 60. The CPI in the context of the past 61. The CPI in the context of the present 62. The CPI in the context of the future 63. The CPI in the context of the past 64. The CPI in the context of the present 65. The CPI in the context of the future 66. The CPI in the context of the past 67. The CPI in the context of the present 68. The CPI in the context of the future 69. The CPI in the context of the past 70. The CPI in the context of the present 71. The CPI in the context of the future 72. The CPI in the context of the past 73. The CPI in the context of the present 74. The CPI in the context of the future 75. The CPI in the context of the past 76. The CPI in the context of the present 77. The CPI in the context of the future 78. The CPI in the context of the past 79. The CPI in the context of the present 80. The CPI in the context of the future 81. The CPI in the context of the past 82. The CPI in the context of the present 83. The CPI in the context of the future 84. The CPI in the context of the past 85. The CPI in the context of the present 86. The CPI in the context of the future 87. The CPI in the context of the past 88. The CPI in the context of the present 89. The CPI in the context of the future 90. The CPI in the context of the past 91. The CPI in the context of the present 92. The CPI in the context of the future 93. The CPI in the context of the past 94. The CPI in the context of the present 95. The CPI in the context of the future 96. The CPI in the context of the past 97. The CPI in the context of the present 98. The CPI in the context of the future 99. The CPI in the context of the past 100. The CPI in the context of the present
---	--

[pdf] User Manual

BLS Handbook of Methods Chapter 17 The Consumer Price Index Updated 2 14 2018 CPI is a measure the average change over time in prices consumer items—goods and services that people buy for day today living complex combines economic theory with sampling other statistical techniques uses data from several surveys to produce timely precise price consumption sector American economy Produc U S Bureau Labor Statistics cpihom bls gov opub hom lationship see W E Diewert numbers J Eatwell M Malgate P Newman eds new Palgrave dictionary economics vol London MacMillan Press 1987 pp 767 780 4 For more information on cost index concept techni cal references at end this chapter cpi 20180214 Feb · Manual Pdf CONSUMER PRICE INDEX MANUAL UNECE ||| Chapter 17. The Consumer Price Index Updated 2-14-2018 The Consumer Price Index CPI is a measure ... and fees EB011 COLLEGE TUITION AND FIXED FEES EB02 Elementary and high school tuition and fees **EB021** EB03 ELEMENTARY AND HIGH SCHOOL TUITION AND FIXED FEES Childcare and preschool EB031 DAYCAR...

lang:en score:9 filesize: 1.89 M page_count: 107 document date: 2019-10-31

