

## WINFLIKE RMT-D197P

# WINFLIKE RMT-D197P Replacement Remote Control User Manual

For Sony DVD Players (DVP-SR Series)

## 1. INTRODUCTION

This manual provides comprehensive instructions for the WINFLIKE RMT-D197P replacement remote control. It is designed to be a direct replacement for original Sony DVD player remotes, offering full functionality without the need for programming. Please read this manual carefully to ensure proper use and longevity of your remote control.





*Image 1.1: Front view of the WINFLIKE RMT-D197P remote control. This image displays the full layout of buttons, including number keys, navigation pad, and media controls.*

## 2. SETUP

The RMT-D197P remote control requires two AAA batteries (not included) for operation. No programming is required; simply insert the batteries, and the remote is ready to use with compatible Sony DVD players.

### 2.1 Battery Installation

1. Locate the battery compartment cover on the back of the remote control.
2. Slide the cover downwards or press the latch to open it.

3. Insert two new AAA alkaline batteries, ensuring the positive (+) and negative (-) terminals match the diagrams inside the compartment.
4. Replace the battery compartment cover, sliding it back into place until it clicks securely.

**Note:** Ensure batteries are inserted correctly. Incorrect insertion may prevent the remote from functioning.

### 3. OPERATING INSTRUCTIONS

This section details the primary functions of the buttons on your RMT-D197P remote control.



Image 3.1: Angled view of the remote control, highlighting the ergonomic design and button placement.

#### 3.1 Button Functions

- **I/O (Power):** Turns the DVD player on or off.
- **TV I/O (TV Power):** Turns the connected TV on or off.
- **Number Buttons (0-9):** Used for direct track selection or inputting numerical values.
- **CLEAR:** Clears the last entered number or selection.
- **AUDIO:** Selects the audio track or language.
- **SUBTITLE:** Selects the subtitle language.
- **TIME/TEXT:** Displays time information or text data.

- **MENU:** Accesses the DVD menu or system settings.
- **Navigation Pad (Up, Down, Left, Right, Enter):** Navigates through menus and confirms selections.
- **RETURN:** Returns to the previous menu or screen.
- **DISPLAY:** Shows on-screen display information.
- **Media Controls (Play, Pause, Stop, Fast Forward, Rewind, Skip Forward, Skip Back):** Standard playback controls for DVD content.
- **FAST/SLOW PLAY:** Adjusts playback speed.
- **PICTURE NAVI:** Accesses picture navigation features (if supported by the DVD player).
- **Volume (+/-):** Adjusts the volume of the connected TV or audio system.
- **TV Input:** Switches TV input source.

## 4. COMPATIBLE MODELS

---

The WINFLIKE RMT-D197P remote control is compatible with a wide range of Sony CD/DVD players. This remote also replaces RMT-D197A, RMT-D198A, and RMT-D198P models.

### 4.1 Supported Sony DVD Player Models:

- DVP-SR120
- DVP-SR320
- DVP-SR405P
- DVP-SR115
- DVP-SR150
- DVP-SR350
- DVP-SR450K
- DVP-SR160
- DVP-SR360
- DVP-SR760HP
- DVP-SR520P
- DVP-SR550K
- DVP-SR660P
- DVP-SR750H
- DVP-SR750HP
- DVP-SR110
- DVP-SR201P
- DVP-SR210P
- DVP-SR310P
- DVP-SR510H
- DVP-SR510HP
- DVP-SR170
- DVP-SR370

## 5. TROUBLESHOOTING

---

If you experience issues with your remote control, please refer to the following common solutions:

Problem	Solution
Remote is not responding.	<ul style="list-style-type: none"><li>◦ Ensure batteries are inserted correctly with the correct polarity (+/-).</li><li>◦ Replace old batteries with new AAA alkaline batteries.</li><li>◦ Check for any obstructions between the remote control and the DVD player's infrared sensor.</li><li>◦ Ensure you are within the effective range and line of sight of the DVD player.</li></ul>
Certain buttons do not work.	<ul style="list-style-type: none"><li>◦ Verify that the button function is supported by your specific Sony DVD player model.</li><li>◦ Clean the remote control buttons and surface to remove any dirt or debris that might be interfering.</li></ul>

## 6. SPECIFICATIONS

- Model:** RMT-D197P
- Brand:** WINFLIKE
- Connectivity Technology:** Infrared (IR)
- Compatible Devices:** Sony DVD/Blu-ray Players (DVP-SR series)
- Power Source:** 2 x AAA Batteries (not included)
- Product Dimensions:** 6 x 2 x 0.5 inches (approximately)
- Item Weight:** 3 ounces (approximately)
- Special Features:** Ergonomic, Lightweight, No Programming Required

## 7. MAINTENANCE

### 7.1 Cleaning

To clean the remote control, use a soft, dry cloth. For stubborn dirt, slightly dampen the cloth with water or a mild cleaning solution. Avoid using harsh chemicals or abrasive cleaners, as these can damage the remote's surface or internal components.

### 7.2 Battery Care

- Remove batteries if the remote control will not be used for an extended period to prevent leakage.
- Do not mix old and new batteries, or different types of batteries.
- Dispose of used batteries responsibly according to local regulations.

## 8. SUPPORT AND WARRANTY

For any questions or further assistance regarding your WINFLIKE RMT-D197P remote control, please contact the seller or manufacturer directly. Contact information is typically available on the






product packaging or through your purchase platform.

Information regarding a specific warranty policy was not provided with the product data. Please refer to your purchase documentation or contact the seller for warranty details.

© 2023 WINFLIKE. All rights reserved.

This manual is for informational purposes only. Product specifications are subject to change without notice.

## Related Documents - RMT-D197P

	<p><a href="#">Sony DVP-S9000ES SACD/DVD Player Service Manual - Technical Specifications &amp; Repair Guide</a></p> <p>Comprehensive service manual for the Sony DVP-S9000ES SACD/DVD player, detailing technical specifications, block diagrams, schematic diagrams, disassembly procedures, and repair information.</p>
	<p><a href="#">Sony BDP-BX1/S350 Service Manual</a></p> <p>Detailed service manual for Sony BDP-BX1 and BDP-S350 Blu-ray Disc Players, covering specifications, disassembly, schematics, troubleshooting, and repair procedures.</p>
	<p><a href="#">S&amp;P RMB and RMT Auto-Transformer Speed Controllers User Manual</a></p> <p>This manual provides instructions for the S&amp;P RMB and RMT series auto-transformer speed controllers, covering installation, wiring, technical specifications, and safety precautions. It details the features of both single-phase (RMB) and three-phase (RMT) models, including their operating principles, maximum permissible currents, and maintenance guidelines.</p>
	<p><a href="#">Sony BDP-S500 Blu-ray Disc Player Service Manual</a></p> <p>Service manual for the Sony BDP-S500 Blu-ray Disc Player, including specifications, parts list, and revision history.</p>
	<p><a href="#">LOOK Backlit Mirror Installation Guide &amp; Dimensions   ITC</a></p> <p>Detailed installation guide and dimensional specifications for ITC LOOK Backlit Mirrors. Covers important considerations, mounting details, and various model sizes for safe and proper installation.</p>

Winners Industry LED Driver Safety and Compliance Information

### [Winners Industry LED Driver Safety and Compliance Information](#)

This document provides essential safety instructions, FCC and IC compliance statements, and RF exposure guidelines for Winners Industry LED drivers, including model numbers like 241838-RMT.