

Baby Einstein 12804

Baby Einstein Deluxe Magic Touch Drum (Model 12804) Instruction Manual

Your guide to setup, operation, and care.

INTRODUCTION

The Baby Einstein Deluxe Magic Touch Drum (Model 12804) is an interactive musical toy designed to introduce children aged 6 months and up to the world of music. Featuring award-winning Magic Touch technology, this wooden drum set allows children to create real drum sounds with a gentle touch. It encourages musical exploration, creativity, and motor skill development.

This manual provides essential information for the safe and proper use of your Baby Einstein Deluxe Magic Touch Drum. Please read it thoroughly before use and retain it for future reference.

PRODUCT FEATURES

- **Magic Touch Technology:** Produces authentic drum sounds with a light touch on the colorful drum pads.
- **Wireless Connectivity:** Connects wirelessly with other Baby Einstein Deluxe Magic Touch (Together in Tune Connected Magic Touch) instruments for collaborative jam sessions.
- **Four Play Modes:**
 - **Discover Mode:** Allows free play and exploration of sounds.
 - **Performance Mode:** Creates continuous sounds and layered harmonies.
 - **Playful Mode:** Activates various sound effects.
 - **Band Mode:** Synchronizes with other connected instruments for a full band experience.
- **10 Popular Melodies:** Includes a selection of pre-programmed songs for children to practice and master.
- **Volume Control:** Adjustable volume settings for parent convenience.
- **Durable Wooden Design:** Button-less wooden surface for easy cleaning and long-lasting play.

SETUP

Battery Installation

1. Locate the battery compartment on the underside of the drum.
2. Using a screwdriver, open the battery compartment cover.
3. Insert 3 AA batteries, ensuring correct polarity (+/-). Test batteries may be included but have a short life; replace them soon after purchase for optimal performance.
4. Securely close the battery compartment cover with the screwdriver.

The drum is now ready for use. Ensure the toy is placed on a stable, flat surface for optimal play.



Image: Close-up of the drum's control panel, highlighting the power and mode selection buttons.

OPERATING INSTRUCTIONS

Power On/Off

- To turn on the drum, press the power button located on the central control panel.
- To turn off the drum, press the power button again. The toy will also automatically power off after a period of inactivity to conserve battery life.

Adjusting Volume

- Use the volume control buttons on the central panel to increase or decrease the sound level.

Selecting Play Modes

The drum features four distinct play modes:

1. **Discover Mode:** Press the Discover Mode button to allow free exploration of drum sounds. Each touch on a drum pad will produce a unique sound.
2. **Performance Mode:** Select Performance Mode to play continuous sounds and create layered harmonies by touching the pads.
3. **Playful Mode:** Activate Playful Mode to enjoy various sound effects with each touch.
4. **Band Mode:** Use Band Mode to connect wirelessly with other Baby Einstein Deluxe Magic Touch instruments (sold separately). This mode allows for synchronized play and collaborative music-making.

Playing Melodies

In certain modes, the drum includes 10 popular melodies. Children can interact with the drum pads to play along or learn the songs.



Image: A child engaging with the drum pads, demonstrating active play.



Image: Multiple children playing various Baby Einstein Magic Touch instruments, illustrating the Band Mode feature.

Your browser does not support the video tag.

Video: A product demonstration showcasing the features and interactive play of the Baby Einstein Deluxe Magic Touch Drum.

MAINTENANCE

Cleaning

The button-less wooden design of the drum makes it easy to clean. Simply wipe the surface with a soft, damp cloth. Do not immerse the toy in water or use harsh cleaning agents.

Storage

Store the drum in a cool, dry place away from direct sunlight and extreme temperatures when not in use. Remove batteries if storing for extended periods to prevent leakage.

TROUBLESHOOTING

- **No Sound/Intermittent Sound:**

- Check if the power is on.
 - Ensure the volume is not set to minimum.
 - Replace the batteries with fresh ones.
 - Ensure the drum pads are being touched firmly.
- **Connectivity Issues (Band Mode):**
 - Ensure all instruments are within close proximity and powered on.
 - Check batteries in all connected instruments.
 - Refer to the instruction manuals of other Baby Einstein Deluxe Magic Touch instruments for specific connectivity guidelines.

SPECIFICATIONS

Attribute	Detail
Model Number	12804
Target Age	6 months to 3 years
Batteries Required	3 x AA (test batteries included, replace soon after purchase)
Main Materials	Plastic, Wood
Product Dimensions	35.56 x 22.86 x 17.78 cm
Product Weight	607.81 g
Country of Origin	China







SAFETY WARNINGS

- When using, always have a guardian present and ensure the toy is not used in a dangerous manner.
- For safety, do not use damaged or deformed toys.
- If small parts detach, dispose of them immediately to prevent choking hazards.
- Do not mix old and new batteries. Do not mix alkaline, standard (carbon-zinc), or rechargeable (nickel-cadmium) batteries.
- Batteries should be inserted with the correct polarity.
- Exhausted batteries should be removed from the product.
- The supply terminals are not to be short-circuited.
- Non-rechargeable batteries are not to be recharged.
- Rechargeable batteries are only to be charged under adult supervision.
- Rechargeable batteries are to be removed from the toy before being charged.

WARRANTY AND SUPPORT

For warranty information or customer support, please refer to the contact details provided on the product packaging or visit the official Baby Einstein website. Keep your purchase receipt as proof of purchase.

Related Documents - 12804

	<p>Baby Einstein 4-in-1 Kickin' Tunes Musical Meadow Gym - User Manual & Assembly Guide</p> <p>Comprehensive user manual and assembly guide for the Baby Einstein 4-in-1 Kickin' Tunes Musical Meadow Music & Language Discovery Gym (Model 17447-BBWS). Includes safety warnings, care instructions, parts list, and battery information.</p>
	<p>Baby Einstein 4-in-1 Kickin' Tunes Jellyfish Jamboree Activity Gym - Instructions and Safety</p> <p>This document provides essential safety warnings, care instructions, battery information, assembly guidance, operating modes, and a parts list for the Baby Einstein 4-in-1 Kickin' Tunes Jellyfish Jamboree Music & Language Discovery Gym. Designed for infants up to 36 months.</p>
	<p>Baby Einstein Curiosity Table™ - Interactive Activity Toy for Toddlers</p> <p>Explore the Baby Einstein Curiosity Table™, an interactive toddler toy designed to engage young minds with colorful activities, gears, and sounds. Includes safety, cleaning, battery, and assembly instructions.</p>
	<p>Baby Einstein Sea Dreams Soother™ Crib Toy: Safety, Operation, and Troubleshooting Guide</p> <p>Official manual for the Baby Einstein Sea Dreams Soother™ crib toy. Includes detailed instructions on setup, operation, battery installation, care, cleaning, and troubleshooting common issues. Safety warnings and product information.</p>
	<p>Baby Einstein Sensory Splash Water Mat Instructions and Safety</p> <p>Comprehensive guide for the Baby Einstein Sensory Splash Water Mat, including setup, safety warnings, and maintenance instructions in multiple languages.</p>
	<p>Baby Einstein Dine and Discover Booster Seat User Manual</p> <p>Comprehensive user manual for the Baby Einstein Dine and Discover Booster Seat (Model 12649-WW). Includes safety warnings, assembly instructions, usage guidelines for booster and floor seat modes, care and cleaning information, and a parts list. Learn how to safely use this product for infants and toddlers.</p>