



Manuals.plus /

› zouzai /

› zouzai 1 Pack 4 Inch 5CCT Ultra-Thin LED Recessed Ceiling Light with Junction Box, 2700K/3000K/3500K/4000K/5000K Selectable, 9W Eqv 80W, Dimmable, led can Lights - ETL and Energy Star Certified 4 Inch White 1 Pack

zouzai LBT-SRPL-09C

zouzai 4 Inch 5CCT Ultra-Thin LED Recessed Ceiling Light User Manual

Brand: zouzai | Model: LBT-SRPL-09C

PRODUCT OVERVIEW

The zouzai 4-inch 5CCT Ultra-Thin LED Recessed Ceiling Light is a versatile lighting solution designed for various indoor and outdoor damp locations. It features selectable color temperatures (2700K, 3000K, 3500K, 4000K, 5000K) to suit different preferences and environments. With its ultra-thin body, it requires minimal ceiling space, making installation easy even in tight areas. The light is dimmable from 5% to 100% and is ETL and Energy Star Certified, ensuring energy efficiency and safety.

WHAT'S IN THE BOX

- LED recessed lights
- Junction Box



Figure 1: The package includes the ultra-thin LED recessed light and its accompanying junction box, along with necessary connectors for installation.

SPECIFICATIONS

Attribute	Value
Brand	zouzai
Model Number	LBT-SRPL-09C
Size	4 Inch
Wattage	9 watts
Brightness	810 Lumen
Color Temperature (CCT)	2700K/3000K/3500K/4000K/5000K Selectable
Dimmable	5%-100% smooth dimming
Product Dimensions	4"L x 4"W x 0.43"H
Cutout Diameter	4.25 inches (108mm)
Material	Aluminum
Certifications	ETL, Energy Star, UL wire
Lifespan	50,000 Hours
Water Resistance Level	Water Repellent (Damp Location Available)

SETUP & INSTALLATION

Always ensure power is turned off at the circuit breaker before beginning any electrical installation. If you are unsure about any steps, consult a qualified electrician.

Step 1: Prepare the Ceiling

Using the provided 1:1 cutout template, mark the desired location on the ceiling. Carefully cut a 4.25-inch (108mm) hole in the ceiling. Ensure there are no obstructions like electrical wires or pipes within the ceiling space where the light will be installed.

Zouzai

zouzai Unafraid of the Details.




Figure 2: A 4.25-inch (108mm) hole is required for installation. A 1:1 cutout template is provided for accurate cutting.

Step 2: Wire the Junction Box

Open the junction box cover. Connect the household electrical wires (Live, Neutral, Ground) to the corresponding quick-connect terminals inside the junction box. Ensure all connections are secure and properly insulated. Close the junction box cover.



Figure 3: Connect the household wiring to the quick-connect terminals inside the junction box. Ensure proper grounding.

Your browser does not support the video tag.

Video 1: This video demonstrates the physical dimensions of the zouzai 4-inch recessed light and provides a visual guide for the cutout size and initial installation steps.

Step 3: Connect Light to Junction Box

Connect the male connector from the LED recessed light to the female connector from the junction box. Ensure the connection is firm and secure. This connection is designed to be waterproof (IP65 rated).

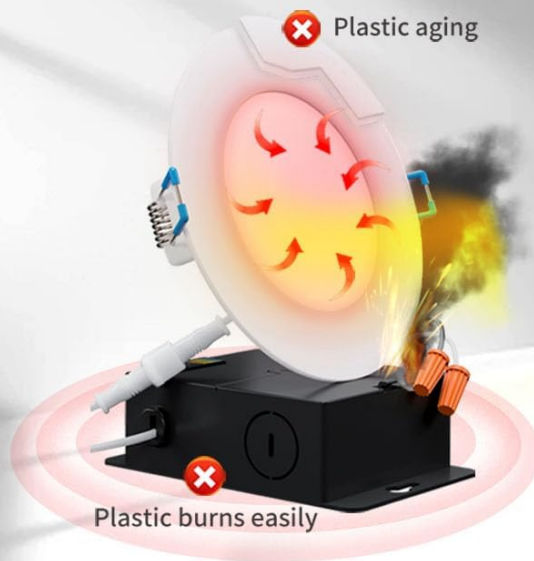


Figure 4: The light fixture connects to the junction box via a secure, waterproof DC cable connector.

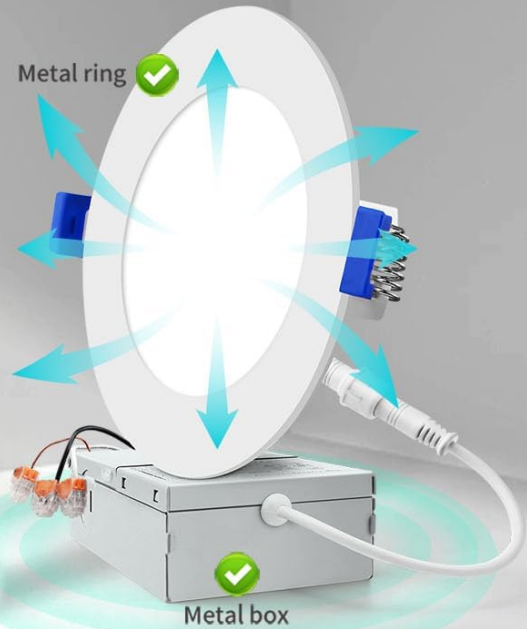
Step 4: Install Light Fixture

Carefully push the spring clips on the sides of the light fixture upwards. Insert the light fixture into the prepared ceiling hole. The spring clips will hold the light securely in place against the ceiling. Ensure the light sits flush with the ceiling surface.

Choose zouzai, Because Professional & safe & secure.



VS



zouzai

Others



Spring Clip
Short and thin
not sturdy.



Back cover
The buckle is
prone to falling off.



Connectors is
troublesome,
Spend more time



90% led drivers on market
is not rea ETL listed and
non-isolated.Easily broken
and unsafe to electricians



Spring Clip
lengthened
strengthened



Back cover
Cable clasp
Safe and Secure



UL Connectors
Easy and quick



Zouzai ETL listed
led driver Isolated
and safe with long
lifespans.

Figure 5: Compress the spring clips and push the light fixture into the ceiling opening until it sits flush.

Your browser does not support the video tag.

Video 2: This official seller video provides a comprehensive overview of the zouzai LED recessed light, including its features, installation process, and available sizes (4, 6, and 8 inches).

OPERATING INSTRUCTIONS

Color Temperature Selection (5CCT)

Before installing the light fixture into the ceiling, locate the 5CCT selectable switch on the side of the junction box. Use this switch to choose your preferred color temperature from the five available options: 2700K (Soft White), 3000K (Warm White), 3500K (Cool White), 4000K (Day White), or 5000K (Clear White). Once selected, you can proceed with the final installation of the light fixture.



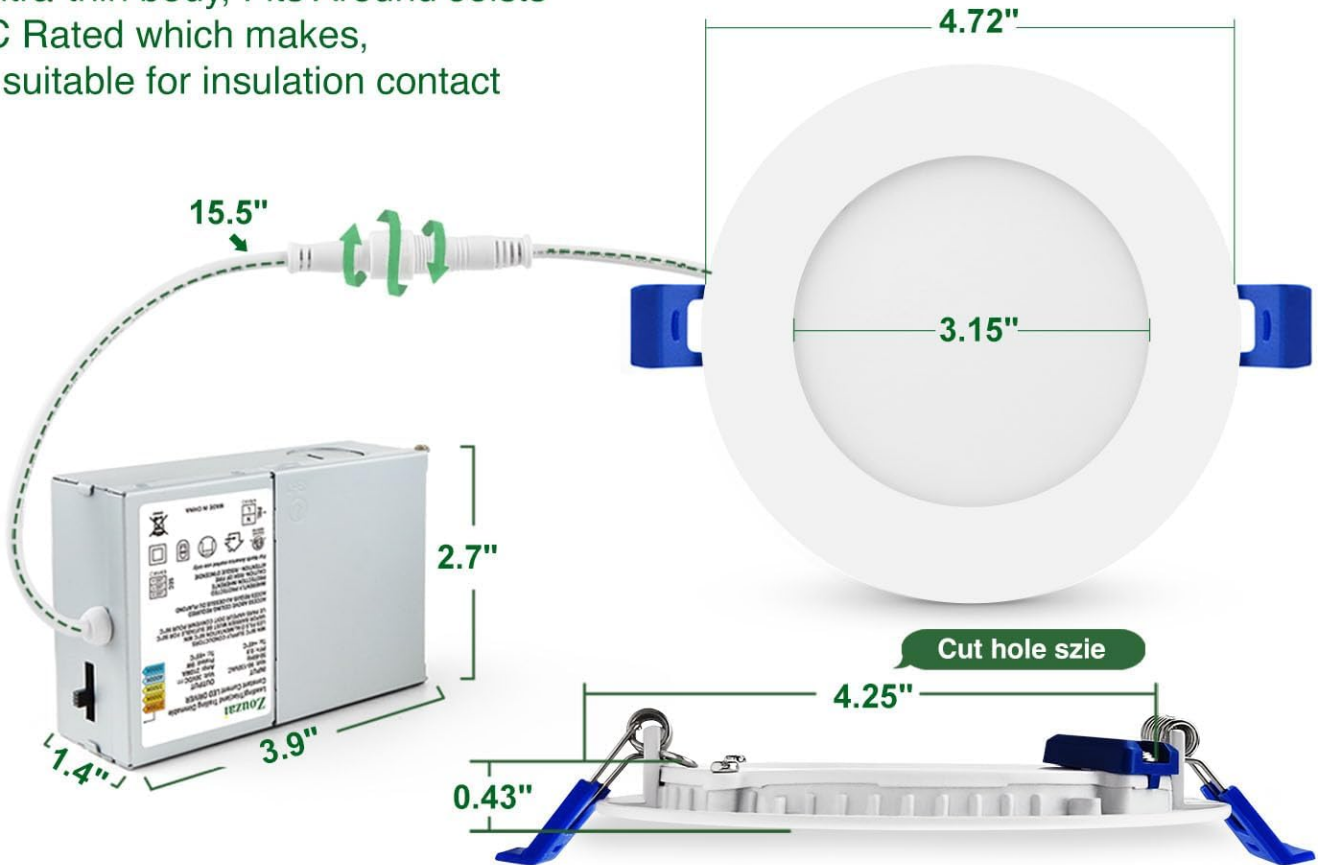
Figure 6: The 5CCT selectable switch on the side of the junction box allows you to choose from five different color temperatures.

Dimming Functionality

The Zouzai LED Recessed Ceiling Light is designed for smooth dimming, compatible with most standard dimmers. It supports a dimming range from 5% to 100% brightness. To utilize the dimming feature, a compatible dimmer switch (not included) must be installed in your electrical circuit.

Zouzai

Ultra-thin body, Fits Around Joists
IC Rated which makes,
it suitable for insulation contact



Rated Power	9W	Service Life	50,000hrs
Lumens	810LM	CRI	Ra>85
Input Voltage	AC90-135V 50/60Hz		
CCT	5CCT(2700K/3000K/3500K/4000K/5000K)		

Figure 7: The light supports smooth dimming from 5% to 100% brightness. A compatible dimmer switch (not included) is required.

Your browser does not support the video tag.

Video 3: This video from the seller demonstrates the dimming capabilities of the canless recessed light, showing its compatibility with various dimmer switches.

MAINTENANCE

To maintain the performance and appearance of your zouzai LED Recessed Ceiling Light, follow these simple guidelines:

- **Cleaning:** Ensure power is off before cleaning. Wipe the light fixture gently with a soft, dry cloth. For stubborn dirt, a slightly damp cloth can be used, but avoid abrasive cleaners or solvents.
- **No User-Serviceable Parts:** The LED components and driver are integrated and not user-serviceable. Do not attempt to open or repair the light fixture, as this will void the warranty and may pose a safety risk.
- **Inspection:** Periodically check the light fixture for any signs of damage or loose connections. If any issues are found, consult a qualified electrician.

TROUBLESHOOTING

If you encounter any issues with your zouzai LED Recessed Ceiling Light, refer to the following troubleshooting steps:

Light Not Turning On

- **Check Power Supply:** Ensure the circuit breaker supplying power to the light is in the ON position.
- **Verify Wiring:** Confirm that all electrical connections in the junction box are secure and correctly wired (Live, Neutral, Ground).
- **CCT Switch Position:** Check the 5CCT switch on the junction box. Ensure it is set to a valid color temperature and not in an intermediate position.
- **Fixture Connection:** Ensure the connection between the light fixture and the junction box is fully seated and secure.

Flickering Light

- **Dimmer Compatibility:** If using a dimmer, ensure it is compatible with LED lighting. Incompatible dimmers can cause flickering.
- **Minimum Load:** Some dimmers require a minimum load to function correctly. Ensure enough lights are connected to meet the dimmer's minimum wattage requirement.
- **Loose Connections:** Check all wiring connections for looseness, which can cause intermittent power and flickering.

Your browser does not support the video tag.

Video 4: This seller video highlights the flicker-free operation of the zouzai 4-inch LED recessed light, demonstrating its stable performance.

WARRANTY & SUPPORT

The zouzai 4-inch 5CCT Ultra-Thin LED Recessed Ceiling Light comes with a 5-year warranty from the date of purchase, covering defects in materials and workmanship under normal use. For warranty claims or technical support, please contact zouzai customer service through the Amazon platform or via the contact information provided in your product packaging.



Figure 8: The product is backed by a 5-year warranty, ensuring quality and reliability.