

## Manuals+

[Q & A](#) | [Deep Search](#) | [Upload](#)

[manuals.plus](#) /

› [Polibi](#) /

› [Polibi Twin Over Full/Twin Stairway Bunk Bed User Manual](#)

**Polibi SM000117white**

# Polibi Twin Over Full/Twin Stairway Bunk Bed User Manual

Model: SM000117white

## INTRODUCTION

This manual provides comprehensive instructions for the assembly, operation, and maintenance of your Polibi Twin Over Full/Twin Stairway Bunk Bed. Please read all instructions carefully before assembly and use to ensure safety and proper functionality.

## IMPORTANT SAFETY INFORMATION

**WARNING: Failure to follow these warnings and instructions could result in serious injury or death.**

- This product requires assembly. Always ensure proper assembly following the provided instructions to prevent instability or collapse.
- Exceeding the recommended maximum weight limit may pose a hazard.
- **Weight Capacity:** Upper Bed - 150 lbs; Down Bed (Twin) - 200 lbs; Down Bed (Full) - 400 lbs.
- Always use the recommended mattress thickness: Top bed: 6 inches; Under bed: 8-10 inches.
- Ensure all connections are tight before use and periodically check for tightness.
- Do not allow children under 6 years of age on the upper bunk.
- Always use the guardrails on the upper bunk.
- Prohibit more than one person on the upper bunk.
- Prohibit horseplay on or under the bed.
- Use the provided stairway for access to the upper bunk.

## PACKAGE CONTENTS

Before beginning assembly, verify that all components are present and undamaged. Refer to the parts list included in your packaging.

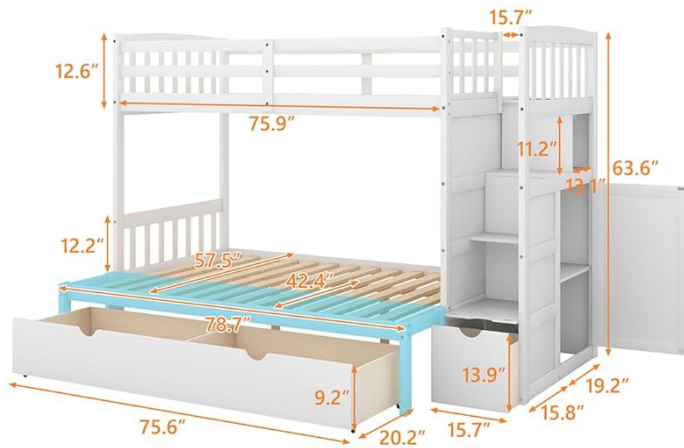
- Bunk Bed Frame Components (Solid Pine Wood and MDF)
- Stairway Unit with Integrated Storage
- Two Large Under-Bed Drawers with Wheels
- Slats for Upper and Lower Beds
- Assembly Hardware (Screws, bolts, etc.)
- Assembly Instructions Manual

## ASSEMBLY INSTRUCTIONS

Assembly requires two adults. Please follow the step-by-step instructions provided in the separate assembly guide included with your product. Ensure all parts are correctly oriented before tightening fasteners.

## Key Assembly Considerations:

- **Stairway Placement:** The stairway can be assembled on either the left or right side of the bed. Refer to "Type 1" or "Type 2" instructions in your detailed guide for specific orientation.
- **Slats Installation:** Install bed slats securely. For the top bunk, it may be easier to temporarily stack slats and then distribute them.
- **Convertible Lower Bed:** The lower bed can be configured as a twin or expanded to a full size. Follow the specific steps in your guide for this conversion.



### Convertible Bottom Bed

Twin over Full/Twin Bunk Bed--  
The down bed can be converted from twin size to full size, allowing flexible use of it.  
As a twin down bed:  
78.7" L x 42.4" W  
As a full down bed:  
78.7" L x 57.5" W

Note: The blue part is the lengthened version.



**Image 1:** This image illustrates the dimensions of the Polibi bunk bed and highlights its convertible lower bed feature, showing both twin and full-size configurations. It also details the dimensions of the stairway unit.

## FEATURES AND FUNCTIONALITY

### Convertible Bottom Bed

The innovative design allows the bottom bed to convert from a twin size to a full size, offering flexibility for different

sleeping arrangements.

### Integrated Stairway with Storage

The stairway provides safe and easy access to the top bunk. It features three integrated storage shelves and two drawers, ideal for organizing books, toys, or other personal items.

## 3 STORAGE SHELVES ON THE SIDE



3 compartments hide underneath the stairs of this bunk bed, for you to store quilts, bed sheets and other necessities.

**Image 2:** A close-up view of the integrated stairway, showcasing the three storage shelves. These compartments are designed to hide quilts, bed sheets, and other necessities, optimizing space.

### Under-Bed Storage Drawers

Two large drawers on wheels are located beneath the lower bed, providing additional storage for clothes, books, or towels, contributing to a tidy living space.





A white wooden bunk bed is shown from a side angle. The bottom bunk has a large white storage drawer pulled out, revealing its interior compartments. The top bunk has a wooden slatted base.

### BUNK BED WITH STORAGE DRAWERS



Cloth



Books



Towels

The stairway comes with two drawers, along with the space-saving staircase and inseparable under-bed drawers with wheels can store away other stuff.

**Image 3:** This image highlights the two spacious under-bed storage drawers, equipped with wheels for easy access. They are suitable for storing various items like clothing, books, and towels.

## Safety Guardrails

The upper bunk is equipped with full-length guardrails (12.6 inches high) to prevent accidental falls, ensuring a secure sleeping environment.

# Safety Design

The 12.6" high guardrails surrounding the upper bed will further prevent from accidental falling off the bed.



**Image 4:** A view of the upper bunk, emphasizing the 12.6-inch high guardrails designed to enhance safety and prevent occupants from falling during sleep.

## Product Overview Video

Your browser does not support the video tag.

**Video 1:** This video provides a brief overview of the Polibi Bunk Bed, demonstrating its features including the convertible lower bed, integrated stairway storage, and under-bed drawers. It highlights the grey color variant.

## USAGE GUIDELINES

- **Mattress Compatibility:** Compatible with twin, twin XL, full, and full XL mattress sizes for the lower bed when converted.
- **Recommended Mattress Thickness:**
  - Upper Bed: 6 inches
  - Lower Bed: 8-10 inches
- **Weight Limits:** Adhere strictly to the weight capacities listed in the Safety Information section.
- **Ventilation:** Ensure adequate air circulation around mattresses.

## MAINTENANCE AND CARE

- **Cleaning:** Wipe surfaces with a soft, damp cloth. Avoid harsh chemicals or abrasive cleaners.
- **Hardware Check:** Periodically check all bolts and screws to ensure they are tight. Re-tighten as necessary to maintain structural integrity.
- **Wood Care:** Protect the wood finish from direct sunlight and extreme temperature changes.

## TROUBLESHOOTING

### Common Issues and Solutions:

- **Squeaking Noises:** Check and tighten all assembly hardware. Ensure slats are properly seated.
- **Difficulty with Drawers:** Verify that the drawer wheels are clean and free of obstructions. Ensure the drawers are aligned correctly on their tracks.
- **Instability:** Re-check all connections and ensure the bed is on a level surface. Confirm all parts are assembled according to the instructions.

## SPECIFICATIONS

Feature	Detail
Brand	Polibi
Model Number	SM000117white
Product Dimensions	75.9"L x 75.6"W x 63.6"H
Color	White
Material	Solid Pine Wood and MDF
Assembly Required	Yes
Upper Bed Weight Capacity	150 lbs
Lower Bed Weight Capacity (Twin)	200 lbs
Lower Bed Weight Capacity (Full)	400 lbs
Recommended Upper Mattress Thickness	6 inches
Recommended Lower Mattress Thickness	8-10 inches
UPC	195358243060

## WARRANTY AND SUPPORT

For warranty information or technical support, please refer to the documentation included with your purchase or contact Polibi customer service directly. Keep your proof of purchase for warranty claims.

## ADDITIONAL PRODUCT VIEWS



**Image 5:** A full view of the Polibi Twin Over Full/Twin Stairway Bunk Bed in a white finish, situated in a bedroom. This image provides a general aesthetic overview of the product.









**Image 6:** A side profile of the Polibi bunk bed, showing the full structure including the upper and lower bunks, the stairway, and the under-bed drawers. This view emphasizes the bed's overall design and proportions.





**Image 7:** An angled view of the Polibi bunk bed, highlighting the open storage compartments within the stairway unit and the pull-out under-bed drawers. This image demonstrates the storage capabilities.

**Related Documents - SM000117white**

	<p><a href="#">Assembly Instructions: Polibi Twin/Full Bunk Bed with Desk (WF290950, WF290951)</a></p> <p>Comprehensive assembly guide for the Polibi Twin/Full Bunk Bed with Desk, featuring model numbers WF290950 and WF290951. Includes detailed safety warnings, a complete parts list, hardware inventory, and step-by-step visual instructions with textual descriptions.</p>
	<p><a href="#">Twin Twin House Bunk Bed Assembly Instructions</a></p> <p>Comprehensive assembly instructions for the Twin Twin House Bunk Bed, including safety warnings, parts list, hardware list, and step-by-step assembly diagrams with detailed textual descriptions.</p>
	<p><a href="#">Assembly Instructions for WF197908/WF197909 Bunk Bed</a></p> <p>Detailed assembly instructions for the WF197908/WF197909 bunk bed, including part lists, hardware details, and step-by-step guidance. Learn how to assemble your bunk bed safely and correctly.</p>
	<p><a href="#">Polibi Loft Bed Assembly Instructions (WF301849/301850)</a></p> <p>Detailed assembly instructions for the Polibi Loft Bed, model numbers WF301849 and WF301850. Includes safety warnings, parts list, hardware list, and step-by-step guidance for building the metal house bunk bed with slide and staircase.</p>
	<p><a href="#">Assembly Instructions for Queen Size Upholstered Wood Platform Bed with Headboard and 2 Drawers</a></p> <p>Step-by-step assembly instructions for a gray queen size upholstered wood platform bed with a headboard and two drawers. Includes safety warnings, part lists, hardware lists, and assembly steps.</p>
	<p><a href="#">House Bed Assembly Instructions WF286771</a></p> <p>Assembly instructions for the House Bed, SKU Code WF286771. Includes part list, hardware list, and step-by-step assembly guide.</p>