

HP 2022 14-inch HD Laptop User Manual

Model: HP 2022

INTRODUCTION

This manual provides essential information for setting up, operating, maintaining, and troubleshooting your HP 2022 14-inch HD Laptop. Please read this guide thoroughly to ensure proper use and to maximize the performance and longevity of your device.



Image: The HP 14-inch HD Laptop, showcasing its sleek design.

SETUP

1. Initial Power-On

Connect the power adapter to the laptop and a power outlet. Open the laptop lid. The laptop should power on automatically or by pressing the power button, typically located on the keyboard deck.

2. Operating System Setup

Follow the on-screen prompts to complete the Windows 10 setup. This includes selecting your region, connecting to a Wi-Fi network, and creating a user account.

3. Activating Microsoft Office 365

Your laptop includes a 1-year subscription to Microsoft Office 365. To activate:

1. Launch any Office application (e.g., Word, Excel).
2. Sign in with your Microsoft account. If you do not have one, create a new account.
3. Click "Activate Office" and follow the subsequent prompts.
4. Complete steps 1, 2, and 3 as instructed.
5. Click "Refresh" once Office is ready.
6. Open a document and accept the license agreement to finalize activation.

MAKE THE MOST OUT OF YOUR 365

Your creativity now gets a boost
with Microsoft 365.



Image: The HP laptop displaying Microsoft Office 365 applications.

4. Switching Out of Windows 10 S Mode

Windows 10 in S mode is designed for security and performance, exclusively running apps from the Microsoft Store. If you need to install apps from outside the Microsoft Store, you can switch out of S mode. This is a one-way switch and cannot be undone.

- Go to **Settings > Update & Security > Activation**.
- In the "Switch to Windows 10 Home" or "Switch to Windows 10 Pro" section, select **Go to the Store**.
- On the **Switch out of S mode** (or similar) page that appears in the Microsoft Store, click the **Get** button.
- After confirming, you will be able to install apps from outside the Microsoft Store.

5. Connecting Peripherals

Your laptop features various ports for connecting external devices:

- **USB Type-A & Type-C:** For connecting USB devices like external drives, mice, and keyboards.
- **HDMI:** For connecting to external displays or projectors.
- **Headphone/Microphone Combo Jack:** For audio input/output.
- **Media Card Reader:** For inserting SD cards.

HP 14 LAPTOP

Stay Connected



AMD 3020e
Dual Core

Battery life:
Up to 10 hours & 30 minutes
(video playback)

Up to 9 hours
(wireless streaming)



Windows 10
Home in
S mode OS



HP Fast Charge



Wi-Fi 5 (1x1) &
Bluetooth® 5.0

Image: Side view of the HP laptop, highlighting the SuperSpeed USB Type-A, USB Type-C, HDMI 1.4b, and headphone/microphone combo ports.

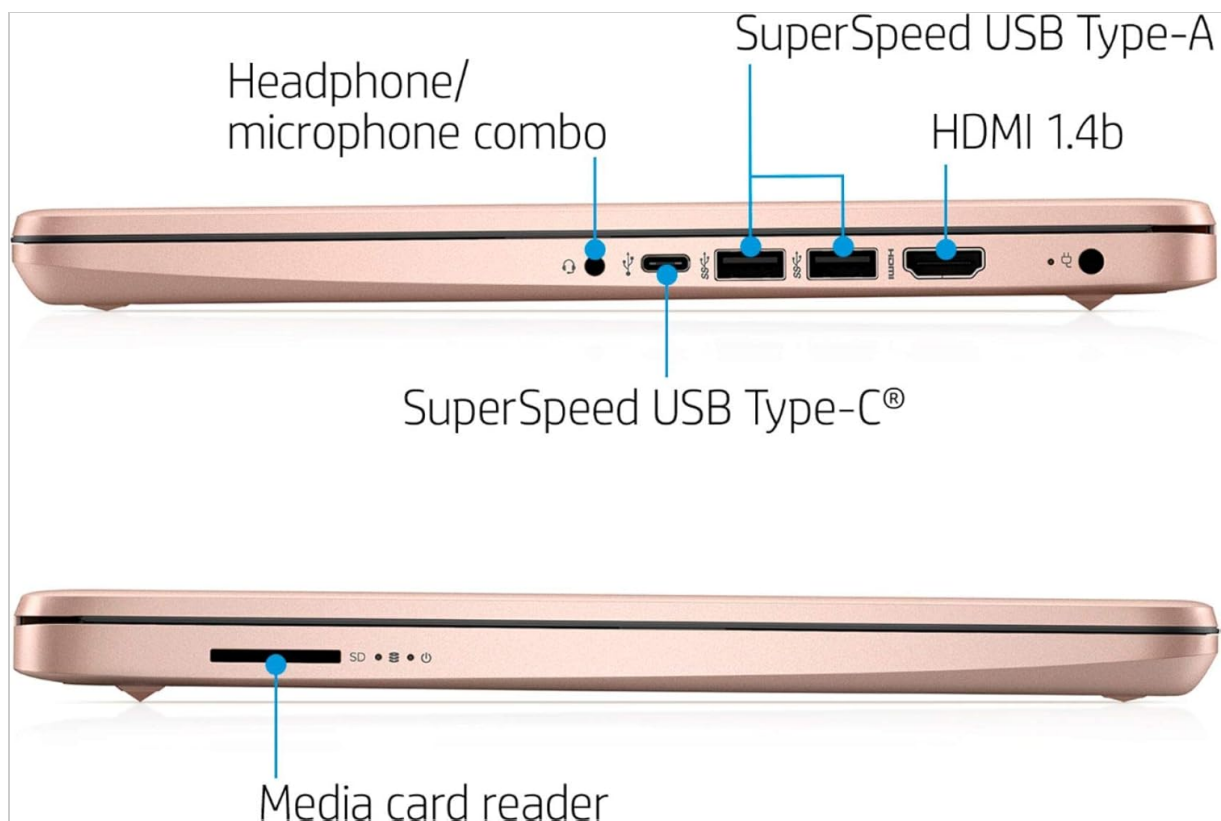


Image: Opposite side view of the HP laptop, showing the media card reader slot.

OPERATING INSTRUCTIONS

1. Power Management

- **Power On:** Press the power button.
- **Sleep Mode:** Close the lid or press the power button briefly.
- **Shut Down:** Go to Start > Power > Shut down.
- **Restart:** Go to Start > Power > Restart.

2. Display Usage

The laptop features a 14-inch HD (1366 x 768) display with a micro-edge bezel design and WLED-backlit BrightView technology. Adjust brightness using the function keys (F2/F3) or through Windows display settings.

VIEW MORE, CARRY LESS

A thin and light design makes it easy to take this PC anywhere.



High-Definition
(1366x768)



HP BrightView

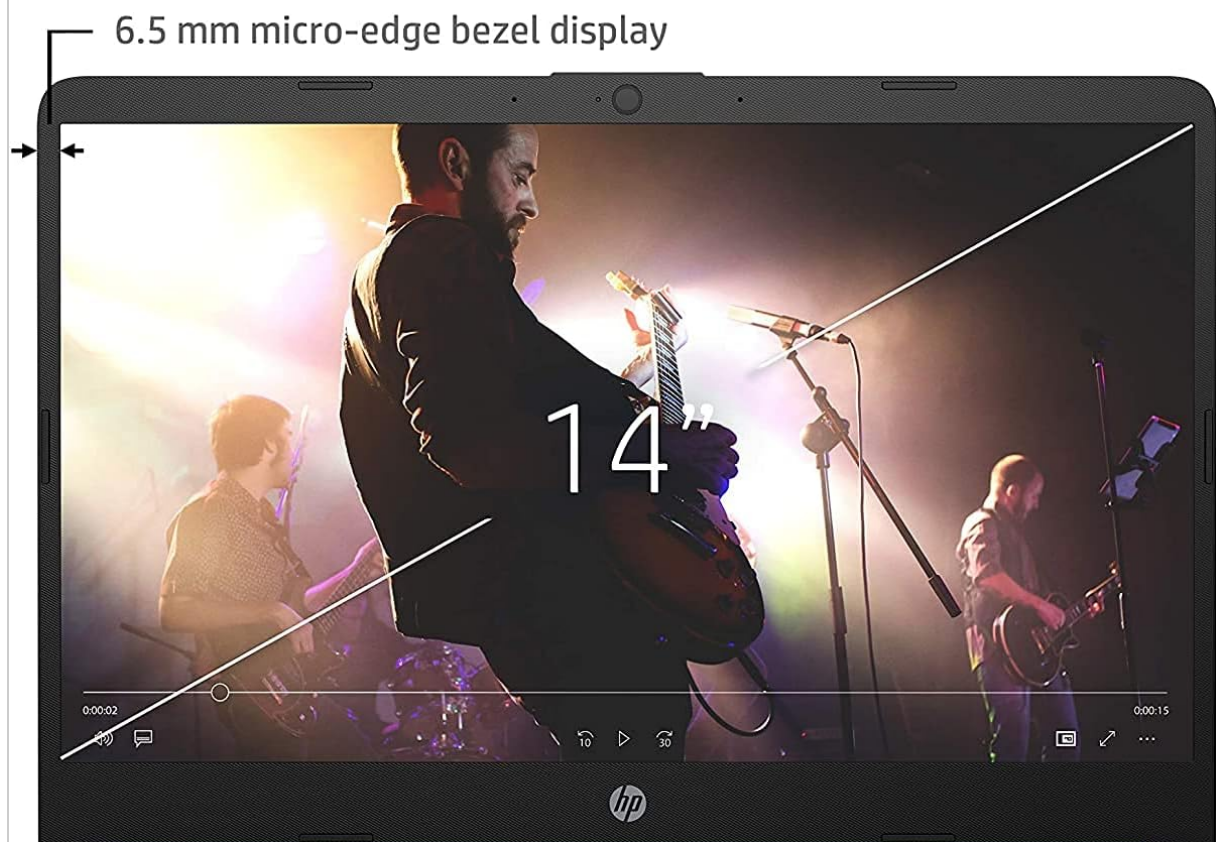


Image: The HP laptop display showcasing its micro-edge bezel and HD resolution.

3. Keyboard and Touchpad

The standard keyboard provides comfortable typing. The integrated touchpad supports multi-touch gestures for navigation. Refer to Windows settings for customizing touchpad sensitivity and gestures.

4. Webcam and Audio

The HP True Vision 720p HD camera with integrated dual array digital microphones is suitable for video calls. The laptop features HP custom-tuned dual speakers for clear audio output.

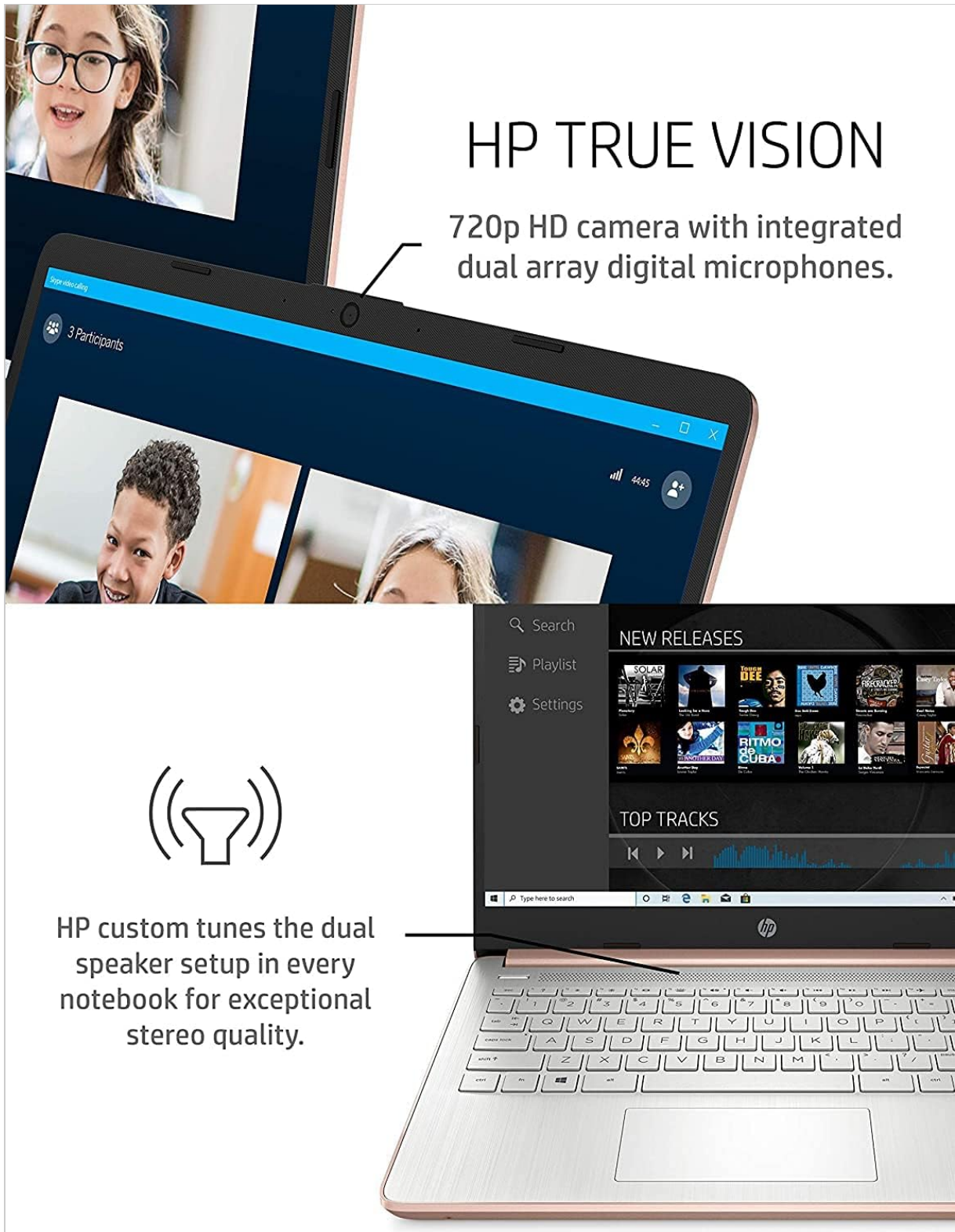


Image: The HP laptop showing the webcam in use and highlighting the dual speaker setup.

5. Wireless Connectivity

- **Wi-Fi 5 (1x1):** Connect to wireless networks for internet access. Manage Wi-Fi connections via the network icon in the taskbar.
- **Bluetooth 5.0:** Pair with Bluetooth-enabled devices such as headphones, speakers, or mice. Access Bluetooth settings via Windows Settings > Devices > Bluetooth & other devices.

MAINTENANCE

1. Battery Care

The laptop's battery provides up to 10.5 hours of video playback and up to 9 hours of wireless streaming. To prolong battery life:

- Avoid extreme temperatures.
- Do not fully discharge the battery frequently.
- Utilize HP Fast Charge for quick recharging.
- Adjust power settings in Windows to optimize battery usage.

2. Storage Management

Your laptop is equipped with 256GB SSD and 64GB eMMC storage. Regularly manage your files to ensure sufficient free space. Use Disk Cleanup and Storage Sense features in Windows to remove unnecessary files.

3. Cleaning the Laptop

- Use a soft, lint-free cloth slightly dampened with water or a screen cleaner for the display.
- For the keyboard and chassis, use a soft cloth. Avoid harsh chemicals.
- Ensure the laptop is powered off and unplugged before cleaning.

4. Software Updates

Keep your operating system and drivers updated. Windows Update automatically handles system updates. Check the HP support website for driver updates specific to your model.

TROUBLESHOOTING

Common Issues and Solutions:

- **Laptop not powering on:** Ensure the power adapter is securely connected and the battery has sufficient charge. Try a different power outlet.
- **Display issues:** Check display cable connections if using an external monitor. Adjust brightness settings.
- **No sound:** Verify volume levels, check audio output device settings in Windows, and ensure headphones are properly connected.
- **Wi-Fi connectivity problems:** Restart your router and laptop. Check Wi-Fi settings and ensure airplane mode is off.
- **Slow performance:** Close unnecessary applications. Check for background processes. Ensure sufficient free storage space.

For more detailed troubleshooting or persistent issues, refer to the HP support website or contact HP customer service.

SPECIFICATIONS

Feature	Specification
Brand	HP
Model Name	HP 2022

Screen Size	14 Inches
Processor	AMD 3020e (2 Cores, 4 Threads, 1.2GHz Base, 2.6GHz Max Boost)
RAM	8 GB DDR4
Storage	256GB SSD + 64GB eMMC (Total 320 GB)
Graphics	Integrated AMD Radeon Graphics
Operating System	Windows 10 Home in S mode (upgradeable)
Connectivity	Wi-Fi 5 (1x1), Bluetooth 5.0
Ports	USB Type-A, USB Type-C, HDMI 1.4b, Headphone/Microphone Combo, Media Card Reader
Webcam	HP True Vision 720p HD Camera
Battery Life (Standby)	Up to 10.5 Hours (video playback)
Weight	3.24 Pounds
Dimensions (L x W x Th)	8.86"L x 12.76"W x 0.71"Th

POWER THROUGH FROM ANYWHERE

Designed to keep you productive
and entertained from anywhere.

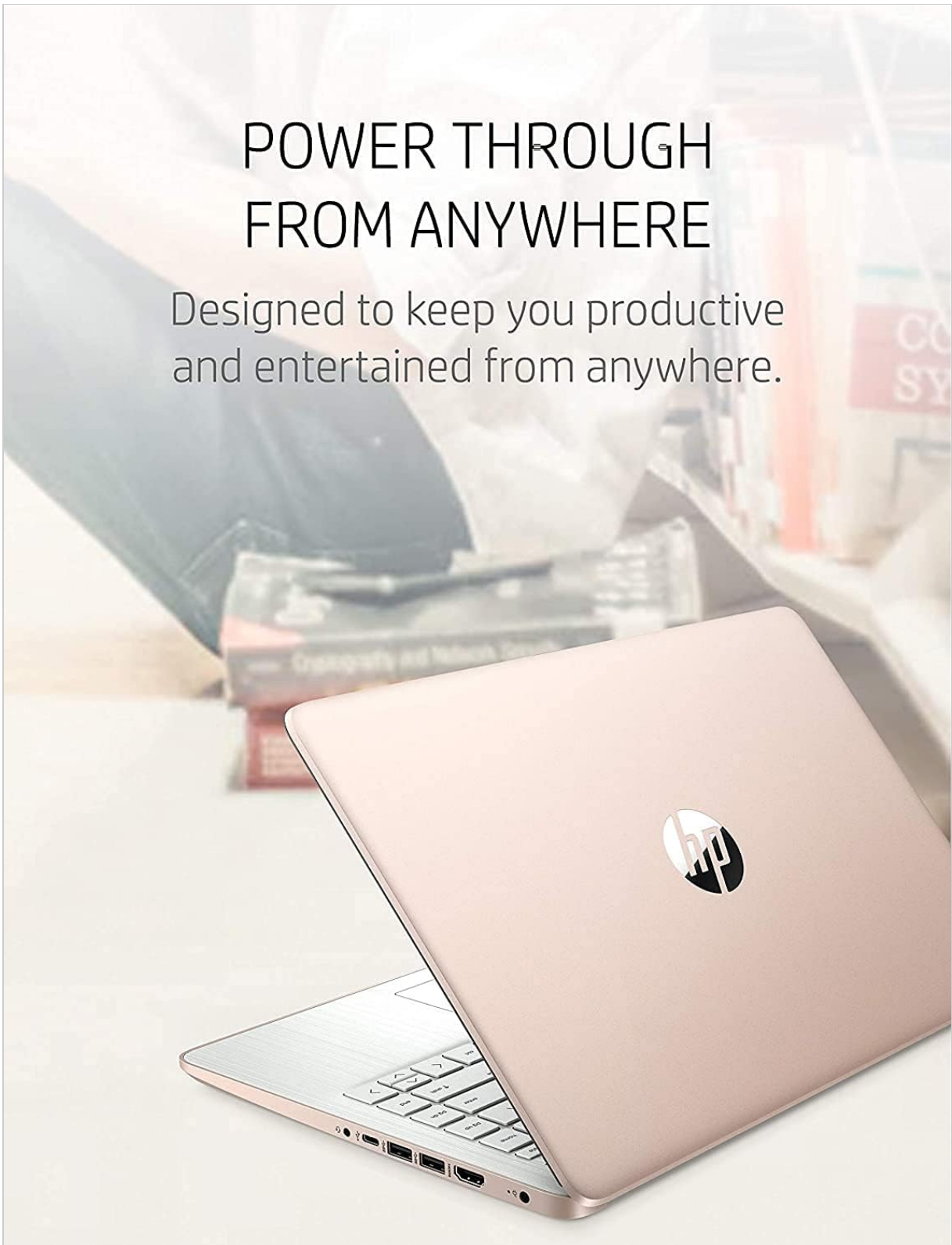


Image: Overview of the HP 14 laptop's key features including AMD 3020e processor, battery life, Windows 10 S mode, HP Fast Charge, and Wi-Fi 5 & Bluetooth 5.0.

WARRANTY AND SUPPORT

Your HP laptop comes with a standard manufacturer's warranty. Please refer to the warranty documentation included with your purchase for specific terms and conditions. For technical support, driver downloads, and service information, visit the official HP support website or contact HP customer service directly.

For additional protection, consider purchasing extended protection plans from your retailer.

