

Logitech for Creators 946-000001

Logitech Litra Glow Instruction Manual

Model: 946-000001 | Brand: Logitech for Creators

INTRODUCTION

The Logitech Litra Glow is a premium LED streaming light designed to provide professional-quality lighting for video calls, streaming, and content creation. It features TrueSoft technology for balanced, full-spectrum light and a frameless diffuser for soft, flattering illumination. This manual provides detailed instructions for setup, operation, and maintenance of your Litra Glow.

WHAT'S IN THE BOX

- Litra Glow Light for Streaming
- USB-C to USB-A Cable
- Monitor Mount
- Documentation



Image: All components included in the Litra Glow package.

SETUP INSTRUCTIONS

1. Attaching the Monitor Mount

The Litra Glow comes with a versatile three-way adjustable monitor mount. To attach the light, align the light's base with the mount's connector and slide it into place until it clicks securely. The mount allows for adjustable height, tilt, and rotation to achieve optimal light positioning.



Image: Litra Glow positioned on top of a monitor, demonstrating its adjustable mount.

2. Connecting Power

Connect the provided USB-C to USB-A cable to the USB-C port on the back of the Litra Glow. Plug the USB-A end into an available USB port on your computer or a compatible USB power adapter. The device is USB-powered and designed for plug-and-play operation.



Image: Rear view of the Litra Glow, highlighting the USB-C power input and integrated control buttons.

OPERATING THE LITRA GLOW

1. On-Device Controls

The Litra Glow features intuitive physical buttons on its back for quick adjustments:

- **Power Button:** Press to turn the light on or off.
- **Brightness Control:** Use the '+' and '-' buttons to increase or decrease the light intensity.
- **Color Temperature Control:** Use the sun and snowflake icons to adjust the color temperature from warm candlelight (2700K) to cool blue (6500K).



Image: The Litra Glow demonstrating its adjustable brightness and color temperature settings.

2. Logitech G HUB App Control

For advanced control and customization, download and install the Logitech G HUB app on your PC or Mac. The app allows you to:

- Fine-tune brightness and color temperature with sliders.
- Save and quickly access your favorite lighting presets.
- Configure the light to activate automatically when specific streaming or video conferencing applications are launched.

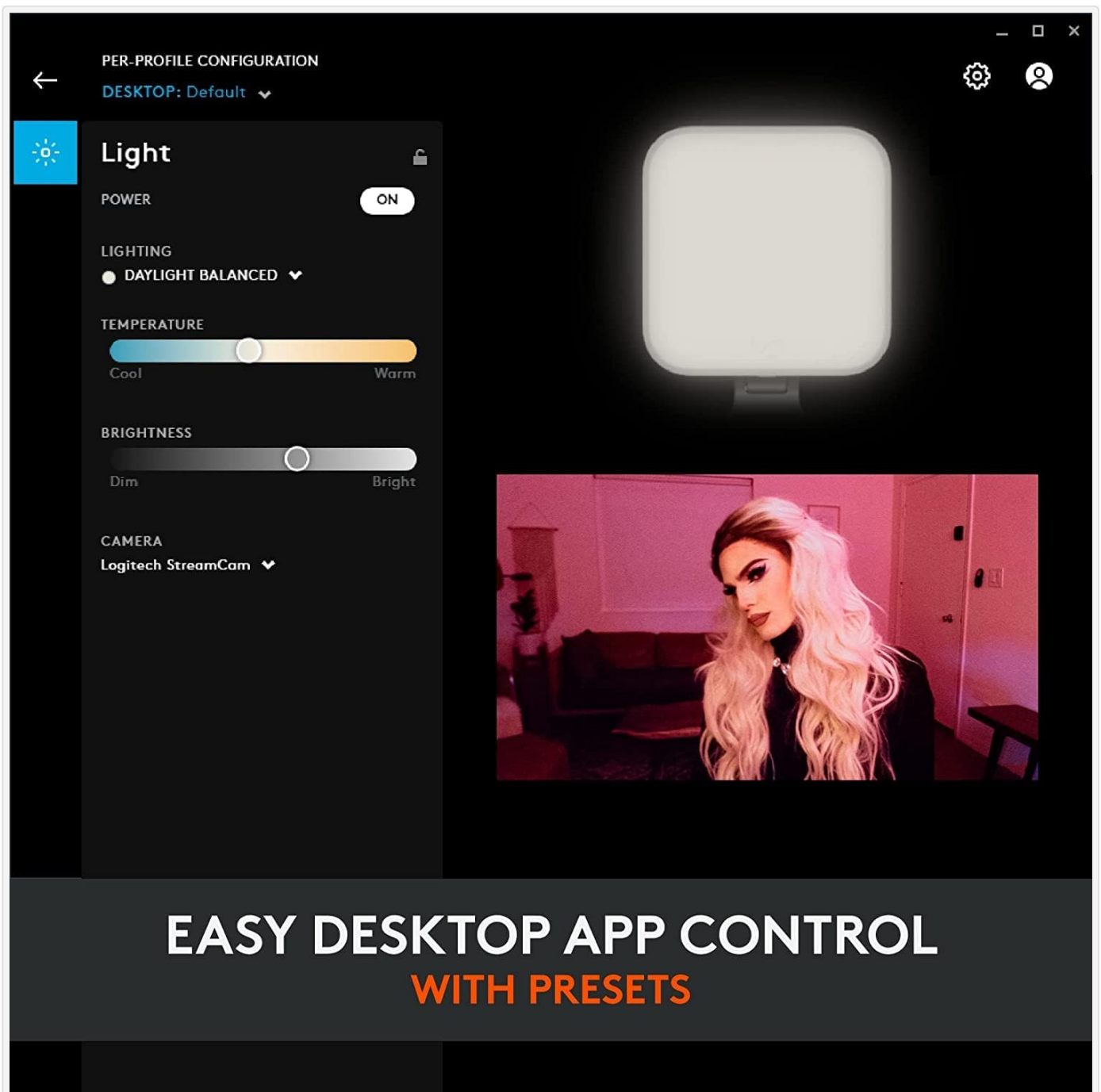


Image: Logitech G HUB application interface showing controls for Litra Glow's brightness and color temperature.

KEY FEATURES

TrueSoft Technology

Logitech's TrueSoft technology ensures balanced, full-spectrum LED light with cinematic color accuracy. This results in natural skin tones and a radiant appearance on camera, crucial for professional video quality.




Image: A streamer illuminated by Litra Glow, showcasing the natural skin tones provided by TrueSoft technology.

Frameless Diffuser

The innovative frameless diffuser radiates wide, soft light, effectively eliminating harsh shadows and flattering the subject. This design is ideal for achieving smooth, even illumination for any video setting.

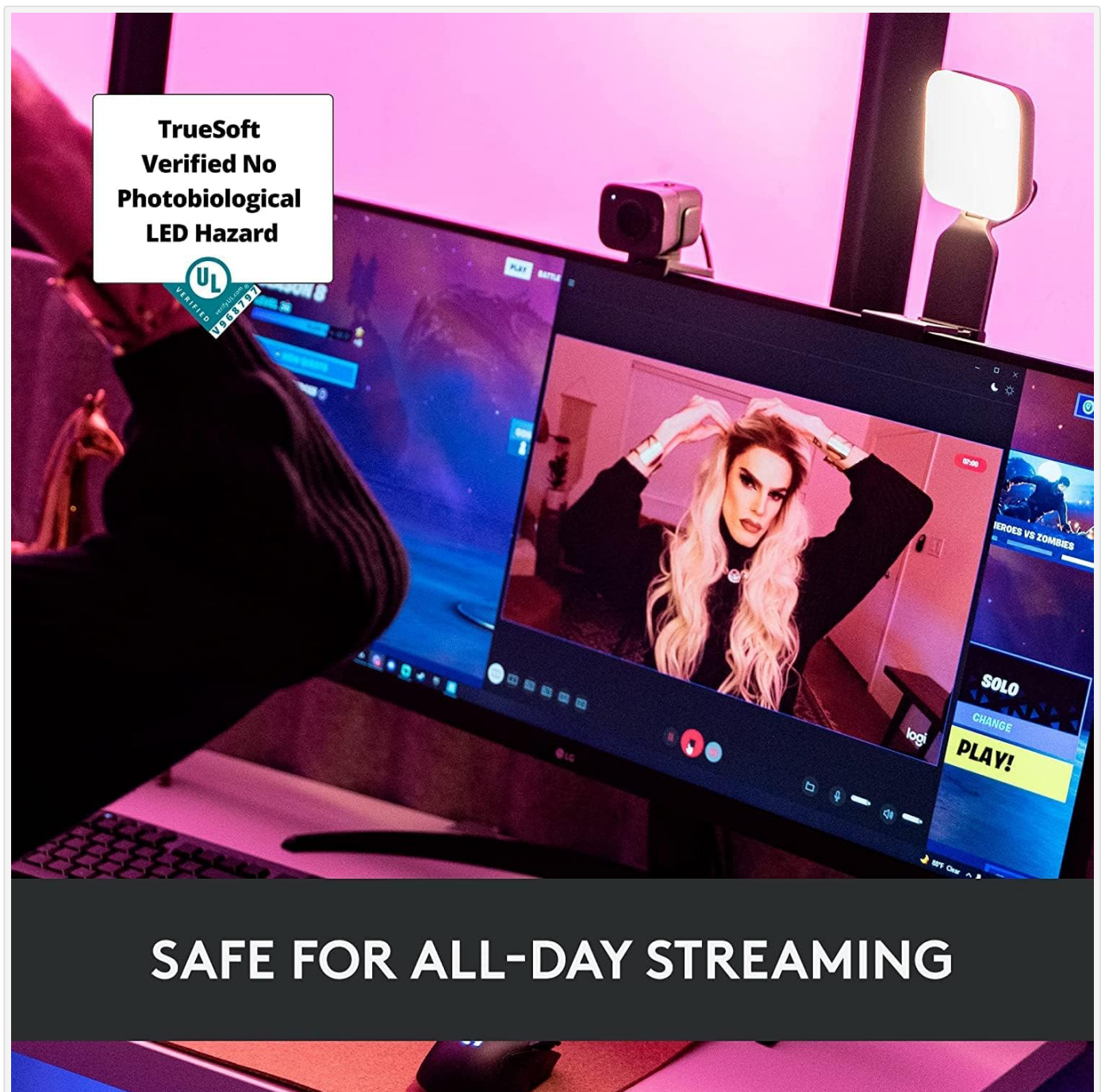


ADVANCED DIFFUSION FOR WIDE, FLATTERING LIGHT

Image: An exploded view diagram of the Litra Glow, detailing its advanced diffusion components for soft light.

Safe for All-Day Streaming

The Litra Glow has undergone rigorous UL testing and meets strict guidelines, ensuring it is safe for extended, all-day use without causing eye strain or discomfort.



SAFE FOR ALL-DAY STREAMING

Image: A user engaged in streaming, with the Litra Glow providing illumination, emphasizing its UL-verified safety for prolonged use.

TECHNICAL SPECIFICATIONS

Attribute	Detail
Brand	Logitech for Creators
Model Number	946-000001
Item Weight	13.4 ounces
Product Dimensions (LxWxH)	3.56 x 1.71 x 3.56 inches
Power Source	Corded Electric (USB)
Connectivity Technology	USB

Color Temperature Range	Adjustable (Warm candlelight to cool blue)
Mount Type	Patent-pending 3-way monitor mount

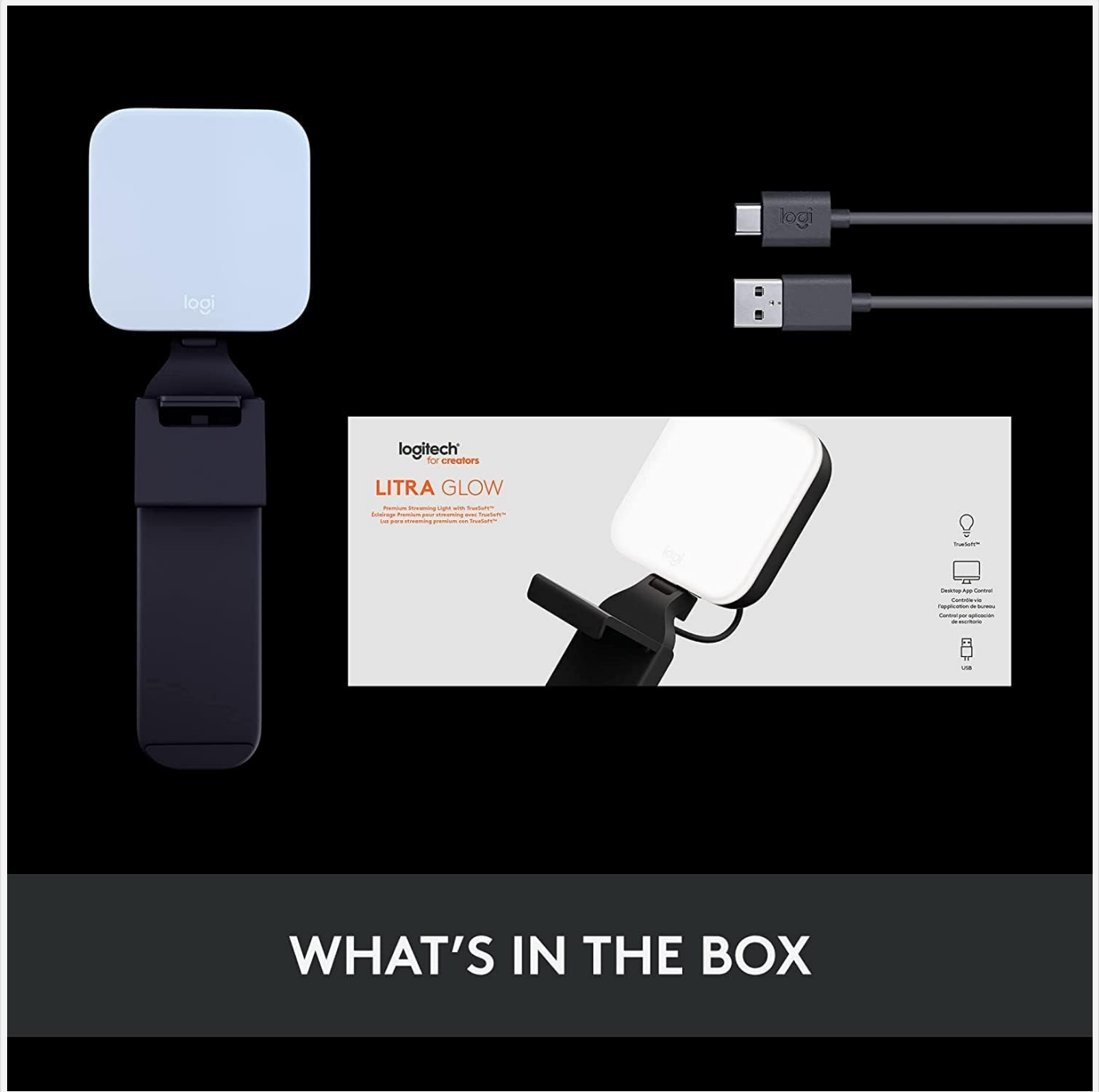


Image: Technical dimensions of the Litra Glow light.

MAINTENANCE

To ensure the longevity and optimal performance of your Litra Glow, follow these maintenance guidelines:

- **Cleaning:** Use a soft, dry cloth to wipe the surface of the light. Avoid abrasive cleaners or solvents that may damage the finish or diffuser.
- **Storage:** When not in use, store the Litra Glow in a cool, dry place away from direct sunlight and extreme temperatures.
- **Handling:** Handle the device with care. Avoid dropping it or subjecting it to strong impacts, which could damage internal components.

TROUBLESHOOTING

Light Not Turning On

- Ensure the USB cable is securely connected to both the Litra Glow and a powered USB port on your computer or adapter.
- Verify that the USB port is functional by testing it with another device.
- If using a USB hub, ensure it is a powered hub and provides sufficient power (5V, 1A) for the Litra Glow.
- Press the power button on the back of the device.

Light Flickering or Inconsistent Brightness

- Check the USB connection for any looseness or damage.
- Try connecting the Litra Glow to a different USB port or a direct wall adapter to rule out power supply issues.
- Ensure the Logitech G HUB app is up to date and not conflicting with other software.

Difficulty Adjusting Settings via G HUB App

- Make sure the Litra Glow is properly connected and recognized by the G HUB app.
- Restart the G HUB application and/or your computer.
- Check for any available firmware updates for the Litra Glow within the G HUB app.

WARRANTY AND SUPPORT

For detailed warranty information and technical support, please refer to the official Logitech for Creators website or the full user manual provided with your product.

You can download the full user manual [here](#).

For further assistance, visit the [Logitech for Creators Store](#).