

FLAMMA FX100

FLAMMA FX100 Multi Effects Pedal User Manual

Model: FX100

INTRODUCTION

This manual provides comprehensive instructions for the operation and maintenance of your FLAMMA FX100 Multi Effects Pedal and the accompanying Footswitch Toppers. The FX100 is a versatile guitar multi-effects processor designed for home practice, performance, and live streaming, featuring a wide array of effects, amp models, a looper, and a drum machine. The footswitch toppers enhance the usability and comfort of your pedal's footswitches.

SAFETY INFORMATION

Please read and understand all safety instructions before operating the device. Retain this manual for future reference.

- **Power Supply:** Use only the specified power adapter. Ensure the voltage matches the device requirements.
- **Water and Moisture:** Do not expose the device to water, rain, or excessive moisture. Do not operate with wet hands.
- **Heat Sources:** Keep the device away from heat sources such as radiators, heat registers, stoves, or other apparatus (including amplifiers) that produce heat.
- **Ventilation:** Do not block any ventilation openings. Ensure proper airflow around the unit.
- **Cleaning:** Clean only with a dry cloth. Do not use liquid cleaners or aerosol cleaners.
- **Servicing:** Do not attempt to service this product yourself. Refer all servicing to qualified service personnel.
- **Placement:** Place the device on a stable, flat surface to prevent accidental falls.

PACKAGE CONTENTS

Verify that all items are present in your package:

- FLAMMA FX100 Guitar Multi-Effects Pedal
- 5 x FLAMMA Footswitch Toppers (Mixed Colors)
- Power Adapter (if included with the specific bundle)
- USB Cable (for PC connection)
- User Manual (this document)

PRODUCT OVERVIEW

The FLAMMA FX100 is a compact yet powerful multi-effects processor. The included footswitch toppers provide enhanced comfort and visibility for the pedal's controls.

FLAMMA FX100 Multi Effects Pedal



Figure 1: Front view of the FLAMMA FX100 Multi Effects Pedal with footswitch toppers installed.

The FX100 features a clear display, three main control knobs (MODE, VALUE, MASTER), and multiple footswitches for various functions. LED indicators show active effects blocks. An expression pedal is integrated for real-time control over parameters.



Figure 2: The FX100 offers 151 effects, 55 amp models, 200 presets, an 80-second looper, 40 drum machine patterns, 10 metronomes, and OTG functionality.

Key features include 151 built-in effects, 55 amp models, 200 user presets, an 80-second looper, 40 drum machine patterns, 10 metronomes, and support for 10 third-party IR slots. It also supports USB connectivity for PC editing and direct audio recording.

9 EFFECTS BLOCKS FOR 151 DIFFERENT EFFECTS TOTAL



Figure 3: Visual representation of the 9 effects blocks available on the FX100, providing 151 different effects.

The FX100 organizes its effects into 9 distinct blocks: FX/COMP, DS/OD, AMP, CAB, NS, EQ, MOD, DLY, and REV, allowing for comprehensive tone shaping.

Footswitch Toppers



Figure 4: A single FLAMMA footswitch topper, showing its durable aluminum alloy construction and logo.

These 10mm footswitch toppers are made of quality aluminum alloy with plastic inlays. They are designed to fit standard pedal footswitches, increasing accuracy and comfort during use.



Figure 5: The set includes five footswitch toppers in mixed colors: Green, Silver, Blue, Yellow, and Purple.



Figure 6: Example of footswitch toppers installed on different guitar effects pedals, demonstrating their fit and appearance.

SETUP

Connecting the FX100 Pedal

1. **Power Connection:** Connect the provided power adapter to the DC IN jack on the FX100 and then to a suitable power outlet.
2. **Instrument Input:** Connect your guitar or other instrument to the INPUT jack using a standard 1/4-inch instrument cable.
3. **Output Connection:** Connect the OUTPUT L/MONO jack to your amplifier, mixer, or audio interface using a standard 1/4-inch cable. If using stereo, connect the OUTPUT R jack as well.
4. **Headphones:** For silent practice, connect headphones to the HEADPHONE jack.
5. **USB Connection (Optional):** To connect to a computer for editing or recording, use a USB cable to connect the USB port on the FX100 to your computer.

Installing Footswitch Toppers

The footswitch toppers are designed for easy, tool-free installation.

1. Align the footswitch topper over the existing footswitch button on your pedal.
2. Press down firmly until the topper securely snaps onto the footswitch. No tools are required.
3. To remove, gently pull the topper upwards.

OPERATING THE FLAMMA FX100

Basic Controls and Navigation

- **MODE Knob:** Rotates to select different modes or menus. Press to confirm selection.
- **VALUE Knob:** Rotates to adjust parameter values within a selected mode. Press to confirm or enter sub-menus.
- **MASTER Knob:** Controls the overall output volume of the unit.
- **Footswitches:** The two main footswitches (left and right) are used for preset changes, looper control, and other functions depending on the selected mode.
- **Expression Pedal:** Controls parameters like volume, wah, or other assignable effects in real-time.

Effects Blocks and Presets

The FX100 features 9 independent effects blocks, each with multiple effect types. You can activate or deactivate blocks and adjust their parameters.

- **Preset Selection:** Use the footswitches to cycle through presets. The display will show the current preset number (e.g., P001).
- **Effect Block Activation:** Press the corresponding button (FX, DS, AMP, CAB, NS, EQ, MOD, DLY, REV) to toggle the effect block on or off. The LED above the button indicates its status.
- **Parameter Editing:** With an effect block active, use the MODE and VALUE knobs to navigate and adjust its parameters.
- **Saving Presets:** After editing, press the **SAVE** button to store your changes to a user preset slot.

Looper Function

The built-in looper allows for recording and overdubbing up to 80 seconds of audio.

- Activate Looper mode via the system menu or dedicated footswitch function.
- Press the footswitch once to start recording.
- Press again to stop recording and start playback.
- Press a third time to begin overdubbing.
- Hold the footswitch to undo/redo or clear the loop, depending on the specific setting.

Drum Machine and Metronome

The FX100 includes a drum machine with 40 patterns and 10 metronome types for practice.

- Access the Rhythm section via the **RHYTHM** button.
- Use the knobs to select drum patterns or metronome types and adjust tempo and volume.

Tuner Function

The integrated tuner allows for accurate instrument tuning.

- Press the **TUNER** footswitch to activate the tuner. The output will be muted.
- Tune your instrument using the display.
- Press the **TUNER** footswitch again to exit tuner mode.



Figure 7: The FX100 can be connected via USB to a computer for editing presets and direct audio recording using the dedicated studio software.

The FX100 can be connected to a computer via USB for advanced preset editing and management using the FLAMMA FX100 Studio Software. This software also allows for direct audio recording to your computer.

- Download the latest software from the official FLAMMA website.
- Install the software and any necessary drivers on your computer.
- Connect the FX100 to your computer using a USB cable.
- Launch the software to begin editing presets, managing IRs, and recording audio.

MAINTENANCE

- **Cleaning:** Use a soft, dry cloth to clean the exterior of the unit. Do not use abrasive cleaners, waxes, or solvents.
- **Storage:** When not in use for extended periods, store the pedal in a cool, dry place away from direct sunlight and extreme

temperatures.

- **Cable Care:** Avoid bending or kinking cables excessively. Disconnect cables by pulling the plug, not the cable itself.

TROUBLESHOOTING

Problem	Possible Cause	Solution
No power	Incorrect power adapter; loose connection; power outlet issue.	Ensure correct power adapter is used and securely connected. Test the power outlet.
No sound output	Cables not connected properly; Master volume too low; Tuner mode active; effect block bypassed.	Check all audio cable connections. Increase Master volume. Exit Tuner mode. Ensure desired effect blocks are active.
Distorted sound	Input level too high; gain settings on effects too high; faulty cable.	Adjust input level on the FX100 or your instrument. Reduce gain/drive settings on distortion/overdrive effects. Try a different cable.
Footswitch topper loose	Not pressed down firmly enough.	Press the topper down firmly until it clicks into place.







SPECIFICATIONS

Feature	Detail
Effects	151 (across 9 effects blocks)
Amp Models	55
Presets	200 (User)
Looper Time	80 seconds
Drum Machine	40 patterns
Metronome	10 types
IR Slots	10 (3rd party)
Hardware Interface	1/4-inch Audio, USB
Signal Format	Analog
Power Source	Corded Electric
Controls Type	Knob, Footswitch, Expression Pedal
Footswitch Topper Size	10mm diameter
Footswitch Topper Material	Aluminum alloy with plastic inlays

WARRANTY AND SUPPORT

FLAMMA products are designed and manufactured to high quality standards. For warranty information, technical support, or service inquiries, please contact FLAMMA customer support through their official website or the retailer where the product was purchased. Please have your product model and purchase date available when contacting support. For more information, visit the official [FLAMMA Store on Amazon](#).

Related Documents - FX100

	<p>Flamma FX100 Guitar Multi-Effects Owner's Manual</p> <p>Comprehensive owner's manual for the Flamma FX100 Guitar Multi-Effects pedal, detailing features, controls, connections, software, effects lists, and specifications.</p>
	<p>FLAMMA FG200 Intelligent Combined Effects Pedal Owner's Manual</p> <p>This owner's manual provides comprehensive information on the FLAMMA FG200 Intelligent Combined Effects Pedal, covering safety precautions, performance features, panel layout, connection guides, effect module details, operation modes, additional functions like drum machine and tuner, tone descriptions, and technical specifications.</p>
	<p>Flamma FB200 Intelligent Combined Effects Pedal Manual</p> <p>Comprehensive user manual for the Flamma FB200 Intelligent Combined Effects Pedal, covering important notes, safety instructions, performance overview, panel description, device connections, effect modules, operation modes, additional functions, tone descriptions, and technical specifications.</p>
	<p>FLAMMA FV02 Doubling Vocal Processor Owner's Manual Features, Specs, Instructions</p> <p>Comprehensive owner's manual for the FLAMMA FV02 Doubling vocal processor. Learn about its features, layout, instructions, effects list, and technical specifications. Includes safety precautions and FCC certification.</p>
	<p>Flamma C4 Wireless Footswitch: Operation Manual & Specifications</p> <p>Comprehensive operation manual for the Flamma C4 Wireless Footswitch, detailing setup, pairing, functions, precautions, and technical specifications for the FLAMMA intelligent guitar system.</p>
	<p>FLAMMA FV04 Harmony Pedal: User Manual and Features</p> <p>Comprehensive user manual for the FLAMMA FV04 Harmony pedal, detailing its features, layout, instructions for use, and technical specifications. Learn about harmony modes, reverb effects, and connectivity.</p>



[Flamma FX100 Guitar Multi-Effects Owner's Manual](#)

Comprehensive owner's manual for the Flamma FX100 Guitar Multi-Effects pedal, detailing features, controls, connections, software, effects lists, and specifications.
lang:i-klngon **score:22** filesize: 1.52 M page_count: 33 document date: 2025-03-27



[\[pdf\] User Manual](#)

FX100 Manual EN V03 2021 01 08 cdr Kelly Guitar Multi Effect Flamma Innovation v 1671178625 cdn shopify s files 1 0260 4476 0127 |||

OwnersManual 80SEC

www.flammainnovation.comShenzhenFlammaInnovationCo.,Ltd Content Precautions-
--- ... -----17-21

FX100STUDIOSoftware-----...

lang:it **score:20** filesize: 19.5 M page_count: 33 document date: 2021-01-08



[\[pdf\] User Manual](#)

FX100 Manual EN V03 2021 01 08 cdr Kelly FLAMMA инструкция Размер 4428 КБМагазин гитар в Челябинске каталог музыкальных инструментов и звукового оборудования1y12dlcj8whvgxhbdyooof0s0ube8tvv6oberton74 ru upload iblock f96

1y12dlcj8whvgxhbdyooof0s0ube8tvv6 |||

OwnersManual 80SEC

www.flammainnovation.comShenzhenFlammaInnovationCo.,Ltd Content Precautions-
--- ... -----17-21

FX100STUDIOSoftware-----...

lang:it **score:19** filesize: 4.32 M page_count: 33 document date: 2021-09-26



[\[pdf\] User Manual](#)

FX100 Manual EN V03 2021 01 08 cdr Kelly Owner's Flamma Innovation Clean only with a dry cloth AUX IN 1 8 stereo jack to connect an external audio source such as mp3 player or mobile phone 10 25 A flammainnovation file url group1 M00 00 04 wKgA0GF2hI AdbJEANyAHM7JTMA999 fileName |||

OwnersManual 80SEC

www.flammainnovation.comShenzhenFlammaInnovationCo.,Ltd Content Precautions-
--- ... -----17-21

FX100STUDIOSoftware-----...

lang:it **score:16** filesize: 13.78 M page_count: 33 document date: 2021-10-21



[\[pdf\]](#) User Manual


FX100 Manual EN V03 2021 01 08 cdr Kelly User FLAMMA Guitar Multi effects Pedal with 55 Amp Models 151 Built in Effects 80 Looper 40 Drum Machine 10 3rd Party IR Slots Headphone OTG for Home Practice Performance Live Streaming Musical Instruments B19ERyQhJkL m media amazon images I ||| OwnersManual 80SEC
www.flammainnovation.comShenzhenFlammaInnovationCo.,Ltd Content Precautions-
--- ... -----17-21

FX100STUDIOSoftware-----
lang:it **score:15** filesize: 2.08 M page_count: 33 document date: 2021-10-21

[\[pdf\]](#) User Manual


FX100 Manual EN V03 2021 01 08 cdr Kelly rockguitaruniverse Flamma Rock Guitar Universe OUTPUT 9V 300mA 02 03 04 05 06 07 RIGHT 1 4 mono jack Connect to the L output when using a setup both and R outputs for true stereo The features chromatic tuning rangefrom 435 445Hz ○ Press any footswitch exit Tuner 14 Shenzhen Innovation Co Ltd 09 ||| OwnersManual 80SEC
www.flammainnovation.comShenzhenFlammaInnovationCo.,Ltd Content Precautions-
--- ... -----17-21

FX100STUDIOSoftware-----
lang:it **score:13** filesize: 4.32 M page_count: 33 document date: 2021-09-26



[\[pdf\]](#)

ChopTones Introduces New Products proaudio de en news recording 25217 choptones introduces new products ||| ChopTones Introduces New Products Saturday, 02 October 2021 08:25 ChopTones Introduces New Products ... 5 Sabbath era through to 1987 s The Eternal Idol album. As such, it is available for Flamma Audio s **FX100**; Harley Benton s DNAfx GiT; Headrush s Pedalbaord * series; Hotone s Ampero and Ampero One; Mo...
lang:en **score:13** filesize: 144.74 K page_count: 3 document date: 2022-11-19



[\[pdf\]](#)


ChopTones Introduces New Products proaudio de news recording 25217 choptones introduces new products tmp1 component ||| ChopTones Introduces New Products Samstag, 02. Oktober 2021 08:25 ChopTones Introduces New Products ... 5 Sabbath era through to 1987 s The Eternal Idol album. As such, it is available for Flamma Audio s **FX100**; Harley Benton s DNAfx GiT; Headrush s Pedalbaord * series; Hotone s Ampero and Ampero One; Mo...
lang:en **score:13** filesize: 144.77 K page_count: 3 document date: 2022-11-19

ChopTones Introduces New Products

Samstag, 02. Oktober 2021 08:25

ChopTones Introduces New Products

Kemper Profiles, Mooer GE Series MNRS Amp Profiles, Cabinet IRs, and Sabbath vol1



Professional producer and seller of content for all guitar and bass digital devices pTones announces the availability of numerous new additions to its online shop - including Fend PBS Just Play Kemper Profiles pack, new Mooer GE Series MNRS Amp Profiles pack, Cabinet IR (Impulse Response) packs, and Sabbath vol1 packs.

As alluded to by name, Fend PBS Just Play Kemper Profiles is the perfect fit for any KEMPER PROFILER™ - user seeking to recreate the sound of a 1967 Fender Bassman Amp 50 Watt AB1 65 circuit, available as a Just Play specially selected pack of 25 ready-to-play profiles.

Placing MOODER at the centre, ChopTones' new Mooer GE Series MNRS Amp Profiles are made with MOODER's profiling technology exclusive to that company's GE200.

1 / 1

Rechts008

[pdf]

ChopTones Introduces New Products proaudio de news recording 25217 choptones introduces new products |||


ChopTones Introduces New Products Samstag, 02. Oktober 2021 08:25 ChopTones Introduces New Products ... 5 Sabbath era through to 1987 s The Eternal Idol album. As such, it is available for Flamma Audio s **FX100**; Harley Benton s DNAfx GiT; Headrush s Pedalbaord * series; Hotone s Ampero and Ampero One; Mo... lang:en score:13 filesize: 144.77 K page_count: 3 document date: 2022-11-19

ChopTones Introduces New Products

Saturday, 02 October 2021 08:25

ChopTones Introduces New Products

Kemper Profiles, Mooer GE Series MNRS Amp Profiles, Cabinet IRs, and Sabbath vol1



Professional producer and seller of content for all guitar and bass digital devices pTones announces the availability of numerous new additions to its online shop - including Fend PBS Just Play Kemper Profiles pack, new Mooer GE Series MNRS Amp Profiles pack, Cabinet IR (Impulse Response) packs, and Sabbath vol1 packs.

As alluded to by name, Fend PBS Just Play Kemper Profiles is the perfect fit for any KEMPER PROFILER™ - user seeking to recreate the sound of a 1967 Fender Bassman Amp 50 Watt AB1 65 circuit, available as a Just Play specially selected pack of 25 ready-to-play profiles.

Placing MOODER at the centre, ChopTones' new Mooer GE Series MNRS Amp Profiles are made with MOODER's profiling technology exclusive to that company's GE200.

1 / 1

Rechts008

[pdf]

ChopTones Introduces New Products proaudio de en news recording 25217 choptones introduces new products tpl component |||

ChopTones Introduces New Products Saturday, 02 October 2021 08:25 ChopTones Introduces New Products ... 5 Sabbath era through to 1987 s The Eternal Idol album. As such, it is available for Flamma Audio s **FX100**; Harley Benton s DNAfx GiT; Headrush s Pedalbaord * series; Hotone s Ampero and Ampero One; Mo... lang:en score:13 filesize: 144.74 K page_count: 3 document date: 2022-11-19

ChopTones Introduces New Products

Kemper Profiles, Mooer GE Series MNRS Amp Profiles, Cabinet IRs, and Sabbath vol1



Professional producer and seller of content for all guitar and bass digital devices pTones announces the availability of numerous new additions to its online shop - including Fender PBS Just Play Kemper Profiles pack, new Mooer GE Series MNRS Amp Profiles pack, Cabinet IR (Impulse Response) packs, and Sabbath vol1 packs.

As alluded to by name, Fender PBS Just Play Kemper Profiles is the perfect fit for any KEMPER PROFILER™ - user seeking to recreate the sound of a 1967 Fender Bassman Amp 50 Watt, AB1 65 circuit, available as a Just Play specially selected pack of 25 ready-to-play profiles.

Placing MOOER at the centre, ChopTones' new Mooer GE Series MNRS Amp Profiles are made with MOOER's profiling technology exclusive to that company's GE200.

[pdf]

ChopTones Introduces New Products proaudio de Placing MOOER at the centre new Mooer GE Series MNRS Amp Profiles are made with s profiling technology exclusive to that company GE200 news recording choptones introduces products tmp1 component format |||

ChopTones Introduces New Products Samstag, 02. Oktober 2021 08:25 ChopTones Introduces New Products ... 5 Sabbath era through to 1987 s The Eternal Idol album.

As such, it is available for Flamma Audio s **FX100**; Harley Benton s DNAfx GiT;

Headrush s Pedalbaord * series; Hotone s Ampero and Ampero One; Mo...

lang:en score:13 filesize: 144.77 K page_count: 3 document date: 2025-08-02