

Manuals+

[Q & A](#) | [Deep Search](#) | [Upload](#)

Manuals.plus /

› [DOOGEE](#) /

› DOOGEE S97 Pro Rugged Smartphone User Manual

DOOGEE DOOGEE S97 PRO

DOOGEE S97 Pro Rugged Smartphone User Manual

Model: DOOGEE S97 PRO

INTRODUCTION

This manual provides comprehensive instructions for the safe and efficient use of your DOOGEE S97 Pro Rugged Smartphone. Please read this manual thoroughly before operating the device to ensure optimal performance and longevity.



Image: Front and back view of the DOOGEE S97 Pro Rugged Smartphone, showcasing its robust design.

Product Overview Video

Your browser does not support the video tag.

Video: An overview of the DOOGEE S97 Pro, highlighting its key features including durability, charging capabilities, and internal components. Duration: 0:49.

SETUP

1. Inserting SIM Card(s) and MicroSD Card

1. Locate the SIM card tray on the side of the device.
2. Use the provided SIM ejector tool to open the tray.

3. Carefully place your Nano-SIM card(s) and/or MicroSD card into the designated slots on the tray. Ensure the gold contacts face downwards.
4. Gently push the tray back into the device until it is flush with the phone's body.

2. Initial Power On and Setup

1. Press and hold the Power button (located on the right side) until the DOOGEE logo appears.
2. Follow the on-screen prompts to complete the initial setup, including language selection, Wi-Fi connection, Google account setup, and security settings.

3. Charging the Device

Before first use, it is recommended to fully charge the device. Connect the provided USB cable to the phone's charging port and the other end to a compatible power adapter. The DOOGEE S97 Pro supports 33W fast charging and 10W wireless charging.

OPERATING YOUR DEVICE

Basic Operations

- **Power On/Off:** Press and hold the Power button. Select "Power off" or "Restart" from the options.
- **Screen Lock/Unlock:** Briefly press the Power button.
- **Volume Control:** Use the Volume Up (+) and Volume Down (-) buttons on the left side to adjust media, call, and alarm volumes.
- **Custom Buttons:** The DOOGEE S97 Pro features dual customizable keys. These can be configured in settings for quick access to specific functions or applications (e.g., SOS, Compass, Outdoor Light, Emergency Contact, GPS, Height Measure).
- **Navigation:** Utilize the on-screen navigation bar (Back, Home, Recent Apps) or gesture navigation, configurable in Android 11 settings.

KEY FEATURES

Durability: IP68/IP69K & MIL-STD-810G Certified

The DOOGEE S97 Pro is engineered for extreme environments, boasting IP68/IP69K ratings for water and dust resistance, and MIL-STD-810G certification for shockproof capabilities. It can withstand water immersion for 30 minutes at 1.5m depth, 24 hours of immersion in 1m depth of concrete, and extreme temperatures between 70°C (158°F) and -55°C (-67°F).

MIL-STD-810G Certified

Waterproof, Dustproof & Shockproof



Image: The DOOGEE S97 Pro submerged in water, covered in sand, and showing resistance to impact, illustrating its MIL-STD-810G certification for waterproof, dustproof, and shockproof performance.

Professional Laser Rangefinder

Equipped with a 40m laser ranging module, the S97 Pro allows for accurate and simple distance measurements. This feature supports four measurement modes: Length, Pythagoras, Area, and Volume, providing a convenient alternative to traditional measuring tools.

Professional Laser Rangefinder

Technology Changes The Way You Measure



40m Distance Measurement



Image: Close-up of the DOOGEE S97 Pro's laser rangefinder in action, demonstrating its ability to measure distances up to 40 meters.

Advanced Camera System

The DOOGEE S97 Pro features a versatile five-camera setup. The rear camera system includes a 48MP AI Main Camera, an 8MP Ultra Wide-Angle Camera, a 2MP Macro Camera, and a 2MP Portrait Camera. The 16MP front camera is designed for enhanced selfies and video calls. The IP68 waterproof rating also enables underwater photography and video recording.

Samsung® 48MP AI Main Camera

Capture Your Favorite Moments

The 48MP ultra high-resolution camera delivers almost twice the number of pixels of 8K resolution. Zoom way into your photo and explore a new, shockingly clear new world. Capture your stories in movie-quality with 4K video recording.

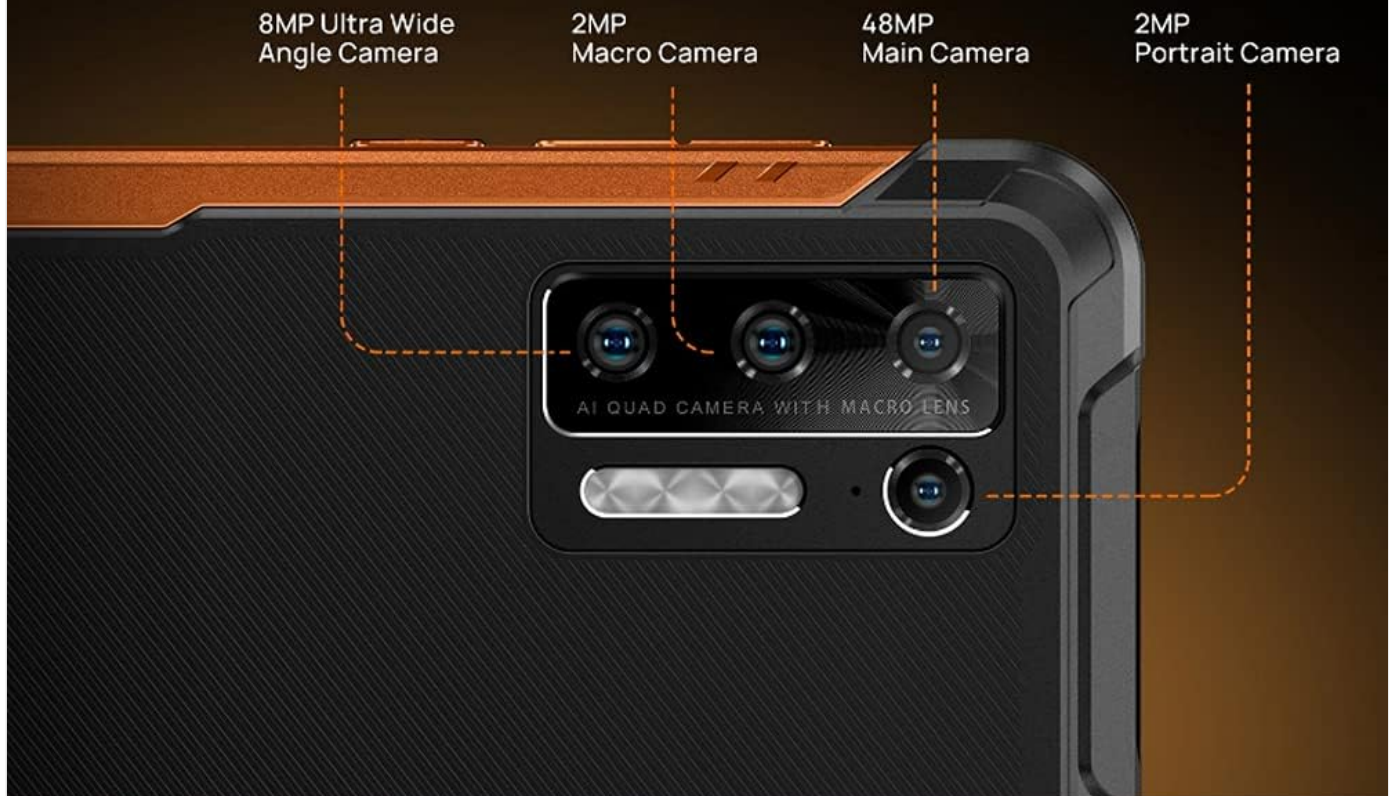


Image: Detailed view of the DOOGEE S97 Pro's rear camera module, highlighting the 48MP AI Main Camera, 8MP Ultra Wide-Angle, 2MP Macro, and 2MP Portrait lenses.

High-Performance Processor & Memory

Powered by the MTK Helio G95 Octa Core Chipset, built on a 12nm processing technology, the S97 Pro delivers powerful and stable performance for smooth multitasking and an enhanced gaming experience. It comes with 8GB of RAM and 128GB of internal storage, expandable up to 256GB via MicroSD card.

Helio G95 Octa Core Chipset

Experience Brilliant Picture Quality And Speed Uplift For Rapid Gameplay

DOOGEE S97 Pro is powered by the Helio G95 Octa Core chipset, which adopts 12nm process technology and powerful CPU architectures. It can provide you powerful and stable performance, smooth multi-tasking, and seamless audiovisuals and gaming experience. Everything you do on DOOGEE S97 Pro feels fast and smooth. Compared to the G90T, the Helio G95 offers a 5% increase in CPU performance; 8% increase in GPU performance.

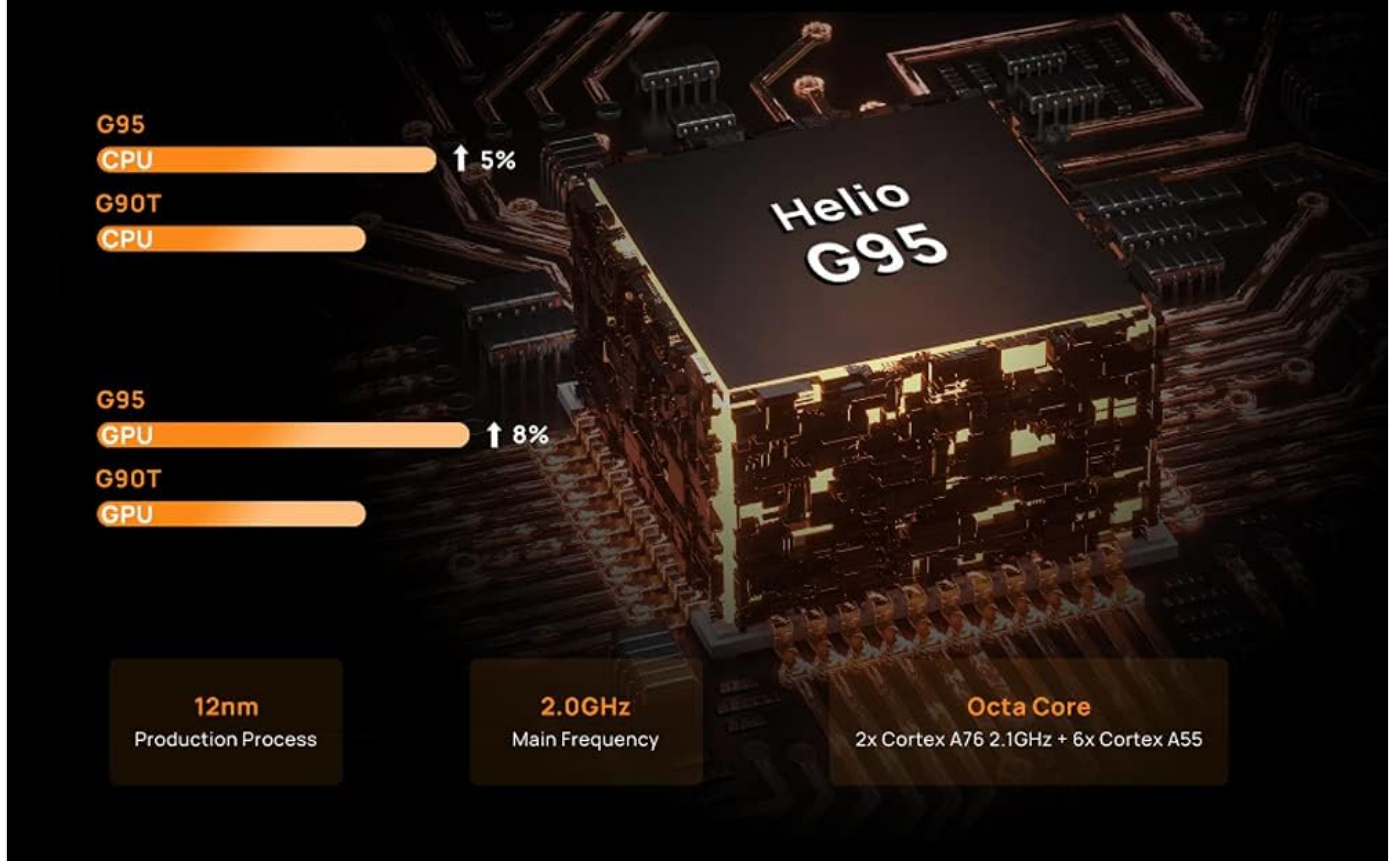


Image: Diagram illustrating the Helio G95 Octa Core Chipset, emphasizing its 12nm production process, 2.0GHz main frequency, and octa-core architecture for brilliant performance.

Long-Lasting Battery & Fast Charging

The S97 Pro is equipped with a large 8500mAh battery, designed to meet demanding power needs. It supports 33W fast charging, allowing the battery to reach 55% in just one hour, and also features 10W wireless charging for convenience.

8500mAh High Capacity Battery

Engineered To For The Most Energy Demanding Use

 **Standby**
27 Days

 **Music**
23 Hours

 **Calling**
47 Hours

 **Video**
15 Hours

 **3D Game**
16 Hours



Support 10W Wireless Charging + 33W Fast Charging



Image: Visual representation of the 8500mAh high-capacity battery, highlighting 10W wireless charging and 33W fast charging capabilities.

6.39" Dot-Display with Corning Gorilla Glass 5


Experience clear and vibrant visuals on the 6.39-inch Dot-display. Protected by Corning Gorilla Glass 5, the screen offers enhanced durability and resistance to scratches, capable of withstanding drops from up to 2 meters.

6.39" Dot-display

Protected By Corning Gorilla Glass 5

6.39" Dot-display clearly contrasts light and shadow for a more true-to-life image. Discover the world in great clarity through the screen. Thanks to Corning® Gorilla® Glass, phones can be dropped from a height of up to 2 meters and remain intact, with increased resistance to scratches.

 LCD Screen

 720*1560


 High Resolution



Image: The 6.39-inch Dot-display of the DOOGEE S97 Pro, emphasizing its protection by Corning Gorilla Glass 5 and high resolution.

Additional Features

- **Operating System:** Runs on Android 11.0, offering the latest features and security updates.
- **Dual SIM 4G Network:** Supports GSM, WCDMA, and LTE networks for most carriers (e.g., T-Mobile, Metro PCS).
Note: Not compatible with AT&T, Cricket, or CDMA Networks (e.g., Verizon, Sprint, Boost Mobile).
- **Four Navigation System:** Integrated GPS, Glonass, Beidou, and Galileo for precise positioning.
- **Handy Toolkit:** Includes useful tools such as Compass, Sound Meter, Pic Hanging, Gradienter, Height Measure, Magnifier, Protractor, Plumb Bob, and Warning.
- **NFC + Google Pay:** For convenient mobile payments and data transfer.

MAINTENANCE

- **Cleaning:** Use a soft, damp cloth to clean the device. Avoid harsh chemicals or abrasive materials.

- **Water Exposure:** While waterproof, ensure all port covers are securely closed before exposing the device to water. After water exposure, dry the device thoroughly before charging.
- **Temperature:** Avoid exposing the device to extreme temperatures outside its operating range (-55°C to 70°C) for prolonged periods.
- **Storage:** Store the device in a cool, dry place when not in use.

TROUBLESHOOTING

Problem	Possible Cause	Solution
Device does not power on	Low battery; software crash	Charge the device for at least 30 minutes. Press and hold the Power button for 10-15 seconds to force restart.
Cannot connect to network	Incorrect SIM insertion; network not supported; signal issues	Reinsert SIM card. Verify carrier compatibility (not compatible with AT&T, Cricket, Verizon, Sprint, Boost Mobile). Move to an area with better signal.
Apps are slow or crashing	Too many apps running; low storage; outdated software	Close background apps. Clear cache/data for problematic apps. Free up storage. Check for system updates.
Laser Rangefinder inaccurate	Obstruction; reflective surface; environmental factors	Ensure clear line of sight. Avoid highly reflective surfaces. Use in stable environmental conditions.

SPECIFICATIONS

Feature	Detail
Model Name	DOOGEE S97 PRO
Operating System	Android 11.0
Processor	MTK Helio G95 Octa Core, 2 GHz CPU Speed
RAM	8 GB
Storage	128 GB (expandable up to 256GB)
Display	6.39 Inches Dot-display, 1080 x 2340 Resolution, Corning Gorilla Glass 5
Rear Camera	48MP AI Main + 8MP Ultra Wide-Angle + 2MP Macro + 2MP Portrait
Front Camera	16MP
Laser Rangefinder	40m measurement range
Battery Capacity	8500 mAh
Charging	33W Fast Charging, 10W Wireless Charging
Durability	IP68/IP69K Waterproof & Dustproof, MIL-STD-810G Shockproof

Feature	Detail
Connectivity	Dual SIM 4G (GSM, WCDMA, LTE), GPS, Glonass, Beidou, Galileo, NFC
Dimensions	7.83 x 7.24 x 1.46 inches (Package)
Item Weight	10.9 ounces (310 Grams)
What's in the box	USB Cable

WARRANTY AND SUPPORT

The DOOGEE S97 Pro comes with a 12-month warranty from the date of purchase. For any questions, technical assistance, or warranty claims, please contact DOOGEE customer support. Refer to your purchase documentation for specific contact details or visit the official DOOGEE website.

Please ensure to confirm your SIM compatibility with your carrier before purchasing or if experiencing network issues.

