

## Retevis RB21

# Retevis RB21 4G LTE Network Radio User Manual

Model: RB21

## 1. INTRODUCTION

---

### 1.1 Product Overview










The Retevis RB21 is a versatile 4G LTE network radio designed for extensive communication. It combines the functionality of a walkie-talkie with essential smartphone features, offering unlimited communication range across 2G/3G/4G networks. This device is suitable for various professional and outdoor activities, ensuring reliable connectivity.

### 1.2 Key Features

- **Unlimited Range Communication:** Utilizes 2G/3G/4G networks for nationwide coverage.
- **SIM Card Support:** Compatible with major network operators (Vodafone, T-Mobile, Telefonica, O2, e-Plus).
- **Wi-Fi & Bluetooth Connectivity:** Allows communication via Wi-Fi without a SIM card, and supports Bluetooth accessories.
- **GPS Positioning:** Integrated GPS function for location tracking and navigation.
- **Zello Application Support:** Facilitates communication with companions using Zello and similar PTT applications.
- **Memory & Storage:** Equipped with 1GB RAM and 8GB internal storage.
- **Display:** Features a 2.4-inch touchscreen for easy navigation.
- **Durability:** IP54 water and dust resistance for robust performance in various environments.
- **Long-lasting Battery:** Powered by a 2800mAh rechargeable Li-ion battery with USB charging.

# Multiple Features



-  Nationwide call
-  GPS tracking
-  2G/3G/4G
-  Bluetooth
-  Wi-fi
-  1G+8G memory
-  Support Zello
-  2800mAh battery
-  2.4Inch screen
-  IP54 waterproof

This image highlights the comprehensive features of the Retevis RB21, such as its ability for nationwide calls, GPS tracking, multi-network support (2G/3G/4G), wireless connectivity (Bluetooth, Wi-Fi), ample memory (1GB RAM + 8GB storage), Zello application compatibility, a powerful 2800mAh battery, a clear 2.4-inch screen, and IP54 water resistance.

## 2. PACKAGE CONTENTS

Please check the box for the following items:

- Retevis RB21 Network Radio Unit
- Rechargeable Li-ion Battery (2800mAh)
- USB Charging Cable
- Power Adapter (if included)
- Belt Clip
- User Manual



This image provides a detailed look at the Retevis RB21 device from various angles, illustrating its physical components including the screen, keypad, side buttons, charging port, and the detachable belt clip, which are typically included in the package.

### 3. SETUP GUIDE

#### 3.1 Installing the SIM Card and Battery

1. **Remove the Back Cover:** Gently pry open the back cover of the device.
2. **Insert SIM Card:** Locate the SIM card slot. Insert your single SIM card into the designated slot with the gold contacts facing down, ensuring it is properly seated.
3. **Insert Battery:** Place the 2800mAh Li-ion battery into the battery compartment, aligning the contacts.
4. **Replace Back Cover:** Securely attach the back cover until it clicks into place.

#### 3.2 Charging the Device

1. Connect the USB charging cable to the device's charging port.
2. Connect the other end of the USB cable to a power adapter or a computer's USB port.
3. The charging indicator will illuminate. Allow the device to charge fully before first use.

# Signal nationwide coverage allowing unlimited communication



This image shows the Retevis RB21 powered on, displaying its user interface. This is relevant for the setup section as it indicates the device is ready for initial configuration after battery and SIM installation.

## 4. OPERATING INSTRUCTIONS

### 4.1 Power On/Off

To power on the device, press and hold the Power button until the screen illuminates. To power off, press and hold the Power button, then select 'Power Off' from the options.

### 4.2 Basic Communication (PTT)

The Retevis RB21 functions as a Push-To-Talk (PTT) device. Once configured with a network or Wi-Fi connection and a compatible application like Zello:

1. Select your desired contact or group from the main menu.
2. Press and hold the dedicated PTT button on the side of the device to transmit your voice.
3. Release the PTT button to listen for incoming messages.

### 4.3 Using Zello and GPS Features

The device supports the Zello application for instant communication. The integrated GPS function allows

for location tracking and sharing, which can be utilized within compatible applications for enhanced coordination.



**With GPS and 4G signal,  
you can communicate with the  
transportation team anytime,  
anywhere**

This image demonstrates the Retevis RB21's utility for communication in mobile environments, such as logistics or transportation, highlighting its GPS and 4G capabilities for maintaining contact with teams anytime, anywhere.

## 5. MAINTENANCE

### 5.1 Cleaning

Regularly clean the device with a soft, dry cloth. Avoid using harsh chemicals or abrasive cleaners. For stubborn dirt, a slightly damp cloth can be used, ensuring no moisture enters ports or openings.

### 5.2 Water and Dust Resistance

The Retevis RB21 has an IP54 rating, meaning it is protected against dust ingress and splashing water from any direction. While it offers good protection, it is not fully waterproof. Avoid submerging the device in water or exposing it to heavy rain.



This image visually represents the IP54 rating of the Retevis RB21, showing its resilience against dust and water splashes, which is important for understanding its maintenance and usage in challenging environments.

## 6. TROUBLESHOOTING

---

### 6.1 Common Issues and Solutions

**Device not powering on:**

Ensure the battery is correctly installed and fully charged. Connect the device to a charger to confirm if it's a battery issue.

**No network signal:**

Check if the SIM card is properly inserted and activated. Verify that you are within a 2G/3G/4G network coverage area. If using Wi-Fi, ensure the Wi-Fi network is active and you have the correct password.

**Cannot transmit or receive messages:**

Confirm that your device is connected to the internet (via SIM data or Wi-Fi). Ensure the Zello or other PTT application is running and you are logged in. Check your selected contact or group for communication.

**GPS not working:**

Ensure GPS is enabled in the device settings. Move to an open area with a clear view of the sky for better satellite reception.

## 7. TECHNICAL SPECIFICATIONS

---

Feature	Specification
Model Number	RB21
Operating System	Android 7.1
RAM	1 GB
Storage Capacity	8 GB
Screen Size	2.4 Inches
Display Resolution	320 x 240
Cellular Technology	4G (2G, 3G, 4G, LTE)

Wireless Technology	GSM, LTE, UMTS
Wireless Carrier Support	O2, T-Mobile, Vodafone
GPS Functionality	Yes
Water Resistance Rating	IP54 (Not waterproof)
Battery Capacity	2800 mAh Lithium-ion
Item Weight	60 Grams
Dimensions	6 x 2.1 x 13.5 cm
Compatible Devices	Retevis RB21 devices, PoC devices on the same network, Bluetooth devices, Wi-Fi networks

## 8. WARRANTY AND SUPPORT

---

### 8.1 Warranty Information

Retevis offers a 2-year warranty for the radio body and a 1-year warranty for accessories. Additionally, a 30-day no-reason return policy is provided. Beyond the warranty period, maintenance services are available, with buyers responsible for associated costs.

### 8.2 Customer Support

For any inquiries or support needs, please contact Retevis customer service via Amazon. Responses are typically provided within 12 hours.