

Ohuhu Ohuhu Alcohol Markers 320 Colors Oahu Series

Ohuhu Alcohol Markers 320 Colors Oahu Series Instruction Manual

INTRODUCTION

Welcome to the world of vibrant artistry with your new Ohuhu Alcohol Markers 320 Colors Oahu Series. This comprehensive set is designed to provide artists, illustrators, and hobbyists with a wide spectrum of colors and versatile tools for creative expression. This manual will guide you through the features, setup, usage, and maintenance of your markers to ensure an optimal artistic experience.

PRODUCT FEATURES

- **Dual-Tip Design:** Each marker features a chisel tip (1-6mm) for broad strokes and filling large areas, and a fine tip (1-2mm) for precise details and outlines. This dual functionality enhances versatility for various artistic techniques.
- **320 Vibrant Colors + 1 Colorless Blender:** The set includes 320 unique, brilliant colors, offering an extensive palette for any project. A colorless blender is also included to facilitate seamless color transitions and blending effects.
- **Seamless Blending & Quick Drying:** The high-quality, alcohol-based ink is formulated for smooth, even application, allowing for seamless blending without splotches. The ink dries quickly to prevent smudging, ensuring clean and crisp artwork.
- **Refillable Ink:** Ohuhu offers refillable ink for many popular colors across its series, including the Oahu series. This feature extends the lifespan of your markers and supports continuous creative work.
- **Easy Identification & Organization:** Markers are equipped with color-coded caps, each displaying the color name and number for quick identification. The set comes with a carrying case for convenient organization and portability.
- **AP Certificated:** These markers are AP certified, indicating they are non-toxic and safe for artistic use.

SETUP

1. **Unpacking:** Carefully remove all markers and accessories from the carrying case.
2. **Organization:** Utilize the color-coded caps to arrange your markers in a preferred order (e.g., by color family, numerical order). The carrying case is designed with compartments to help maintain organization.

3. **Color Swatching:** It is highly recommended to create a color swatch chart for your set. This helps in accurately identifying colors as the cap color may slightly differ from the actual ink color on paper. Use the provided swatch sheets or create your own.




Image: A color swatch sheet for the Ohuhu 320-color marker set, showing various colors and their corresponding codes. This helps artists accurately identify and select colors for their projects.


OPERATING INSTRUCTIONS

1. **Selecting a Marker:** Choose the desired color using the color-coded caps and your swatch chart.
2. **Using the Fine Tip:** For intricate details, outlines, and fine lines, use the fine tip (1-2mm). Apply gentle pressure for best results.
3. **Using the Chisel Tip:** For broad strokes, filling larger areas, and creating varied line widths, use the chisel tip (1-6mm). Varying the angle and pressure will produce different effects.
4. **Blending:** To achieve smooth color transitions, apply a lighter color first, then layer a darker color over it. Use the colorless blender marker to soften edges, lighten colors, or create gradients. Apply the blender over the area where colors meet or to spread color.



5. **Paper Selection:** Alcohol markers can bleed through thin paper. For optimal results and to protect underlying surfaces, use specialized marker paper or place a blotter sheet beneath your artwork.



1-2mm **Fine**
Designed for details and can make precise and straight lines.



Ohuhu Dual Tip Markers Oahu Series



Chisel 1-6mm
Perfect for large streak-free color coverage, adding texture and variety of marks.

Image: Close-up view of an Ohuhu alcohol marker highlighting its dual-tip design: a fine tip for details and a chisel tip for broader strokes and filling. This illustrates the versatility of the marker for various artistic applications.

Enjoy Seamless Blending & No Smudging




Image: An illustration demonstrating seamless color blending using Ohuhu Alcohol Markers. Various leaf shapes are colored with smooth gradients, showcasing the markers' ability to create professional-grade artwork without splotches or smudges.

Official Product Video: Ohuhu Alcohol Markers, The Final Largest Set of Oahu Series

Your browser does not support the video tag.

Video Description: This official product video from Ohuhu Direct provides a detailed overview of the 320-color Oahu Series alcohol marker set, highlighting its features, color range, and artistic applications. It showcases the markers in action, demonstrating their blending capabilities and the variety of colors available.

MAINTENANCE

- Recap After Use:** Always recap your markers tightly after each use to prevent the alcohol-based ink from drying out.
- Refilling Ink:** If a marker starts to run dry, check if a refill is available for that specific color. Ohuhu offers refill inks for many colors. Follow the instructions provided with the refill ink for proper replenishment.
- Nib Replacement/Flipping:** The dual tips are durable, but if a nib becomes frayed or worn, it can often be flipped to expose a fresh tip or replaced with new nibs (sold separately). Refer to Ohuhu's official resources for

detailed instructions on nib maintenance.

4. **Storage:** Store markers horizontally to ensure even ink distribution to both tips. The included carrying case is ideal for this purpose and protects markers from damage.

Honolulu: R21 Fruit Pink Oahu/Kaala: R193 Fruit Pink	Honolulu: YR4 Salmon Pink Oahu: YR295 Salmon Pink	Honolulu/Molokai: YR209 Rosé Pink Oahu/Kaala: E288 Rosé Pink
Honolulu/Molokai: R170 Lipstick Red Oahu/Kaala: R855 Coralium	Honolulu: R8 Coralium Oahu/Kaala: R855 Coralium	Honolulu: E090 Lipstick Red Oahu/Kaala: Y295 Lipstick Red
Honolulu: BR3 Rose Beige Oahu/Kaala: E287 Rose Beige	Honolulu/Molokai: Y050 Summer Lemon Oahu/Kaala: Y295 Summer Lemon	Honolulu: Y3 Summer Lemon Oahu/Kaala: Y295 Summer Lemon
Honolulu: GY5 Aloe Vera Oahu/Kaala: C345 Deep Teal Green	Honolulu/Molokai: GY43 Deep Teal Green Oahu/Kaala: C345 Deep Teal Green	Honolulu/Molokai: C320 Aloe Vera Oahu/Kaala: C345 Deep Teal Green
Honolulu/Molokai: BC5 Opal Blue Oahu/Kaala: B230 Opal Blue	Honolulu/Molokai: BC8 Teal Oahu/Kaala: B230 Opal Blue	Honolulu: B030 Teal Oahu: B996 Teal
Honolulu/Molokai: B190 Ultramarine Oahu: B878 Ultramarine	Honolulu: PB1 Sky Blue Oahu/Kaala: B230 Opal Blue	Honolulu/Molokai: PB2 Ultramarine Oahu/Kaala: B575 Ultramarine
Honolulu: P4 Lavender Oahu/Kaala: V569 Lavender	Honolulu: V230 Violet Oahu/Kaala: B230 Opal Blue	Honolulu: V320 Violet Oahu/Kaala: B230 Opal Blue
Honolulu/Molokai: CC5 Cool Grey 1.5 Oahu/Kaala: B081 Cool Grey 1.5	Honolulu/Molokai: CC 07 Cool Grey 1.7 Oahu/Kaala: B083 Cool Grey 1.7	Honolulu: WC0.5 Warm Grey 1 Oahu/Kaala: WC140 Warm Grey 1
Honolulu: B18 Rose Pink Oahu/Kaala: E494 Rose Pink	Honolulu: R19 Rose Pink Oahu/Kaala: R196 Rose Pink	Honolulu: R20 Rose Pink Oahu/Kaala: E194 Rose Pink
Honolulu/Molokai: Y591 Natural Oak Oahu/Kaala: E544 Natural Oak	Honolulu: R1 Coral Pink Oahu/Kaala: R395 Coral Pink	Honolulu: R2 Vermillion Oahu/Kaala: R687 Vermillion
Honolulu/Molokai: E260 Leather Oahu/Kaala: E557 Leather	Honolulu: BR1 Raw Amber Oahu/Kaala: E557 Leather	Honolulu: BR2 Raw Amber Oahu/Kaala: E763 Raw Amber
Honolulu: Y2 Sunflower Oahu/Kaala: Y596 Sunflower	Honolulu: CY172 Spectrum Green Oahu/Kaala: C483 Spectrum Green	Honolulu: GY2 Sage Green Oahu/Kaala: C483 Spectrum Green
Honolulu/Molokai: C170 Mint Green Oahu: C494 Mint Green	Honolulu/Molokai: G270 Mint Oahu/Kaala: C191 Mint Green	Honolulu/Molokai: BC68 Turquoise Blue Oahu/Kaala: C191 Mint Green
Honolulu/Molokai: B220 Pale Celadon Blue Oahu: B291 Pale Celadon Blue	Honolulu/Molokai: B260 Smoky Blue Oahu: B291 Pale Celadon Blue	Honolulu/Molokai: B140 Aqua Marine Oahu: B291 Pale Celadon Blue
Honolulu: PB7 Pastel Blue Oahu/Kaala: B269 Pastel Blue	Honolulu: PB8 Cerulean Blue Oahu/Kaala: B883 Cerulean Blue	Honolulu: P3 Pastel Violet Oahu/Kaala: V284 Pastel Violet
Honolulu/Molokai: CC020 Neutral Grey 2 Oahu/Kaala: WC190 Warm Grey 10	Honolulu/Molokai: CC 00 Cool Grey 0 Oahu/Kaala: B038 Cool Grey 0	Honolulu/Molokai: CC2 Cool Grey 2 Oahu/Kaala: B042 Cool Grey 2
Honolulu: WC01 Warm Grey 1 Oahu/Kaala: WC190 Warm Grey 10	Honolulu/Molokai: 0 Oahu/Kaala: 0 Oahu/Kaala: 0	Honolulu/Molokai: 120 Black Oahu/Kaala: 120 Black

51 Colors Refillable More on the way !

Fits for Honolulu, Oahu, Kaala and Molokai series.

Honolulu
3ml x 5

Oahu
2ml x 8

Kaala
2ml x 8

Molokai
5ml x 3

Image: An illustration showing various Ohuhu marker series (Honolulu, Oahu, Kaala, Molokai) and their corresponding refill ink bottles. This highlights the refillable nature of the markers, promoting sustainability and extended use.

TROUBLESHOOTING

- **Ink Bleeding:** Alcohol markers are prone to bleeding through standard paper. Always use thick, specialized marker paper or place a protective sheet (like the one included in some sets) underneath your artwork to prevent bleed-through.
- **Smudging:** Ohuhu alcohol inks are fast-drying. Ensure adequate drying time between layers, especially when working with multiple colors, to prevent smudging.
- **Dry Marker:** If a marker appears dry, ensure the cap was tightly sealed. If it remains dry, the ink may have

evaporated or been depleted. Consider refilling the marker if compatible ink is available.

SPECIFICATIONS

Product Dimensions	13.39 x 8.66 x 7.09 inches
Item Weight	12.65 pounds
Brand	Ohuhu
Ink Color	320 Vibrant Colors + 1 Colorless Blender
Number of Items	321
Point Type	Chisel & Fine
Recommended Uses	Coloring, Drawing, Illustration

SAFETY INFORMATION




Ohuhu Alcohol Markers are AP Certificated, meaning they have been evaluated by a toxicologist and deemed safe for use in art and craft applications. They contain no materials in sufficient quantities to be toxic or injurious to humans or to cause acute or chronic health problems. Always use in a well-ventilated area.




WARRANTY AND SUPPORT

For warranty information, product support, or to purchase replacement parts and refill inks, please visit the official Ohuhu website or contact Ohuhu customer service directly. Keep your purchase receipt for any warranty claims.

© 2023 Ohuhu. All rights reserved.

Related Documents - Ohuhu Alcohol Markers 320 Colors Oahu Series

	<p>Ohuhu Alcohol Markers: Explore the Honolulu & Oahu Series</p> <p>Discover the vibrant world of Ohuhu alcohol markers. This guide explores the Honolulu and Oahu series, detailing features, color codes, and tips for artists of all levels.</p>
	<p>Ohuhu Portable Stainless Steel Camping Stove User Manual</p> <p>User manual for the Ohuhu Portable Stainless Steel Camping Stove, providing instructions for assembly, safety warnings, and cooking with firewood or solid alcohol for outdoor use.</p>
	<p>Ohuhu Folding Walking Cane with LED Light - User Manual, Instructions, and Safety Information</p> <p>User manual for the Ohuhu Folding Walking Cane with LED Light. Provides instructions on light function, foot security, folding/unfolding, storage, weight limits, and critical battery safety warnings. Includes links to EU and UK Declarations of Conformity and FCC compliance information.</p>

	<p>Ohuhu Permanent Adhesive Vinyl User Manual & Application Guide</p> <p>Comprehensive user manual for Ohuhu Permanent Adhesive Vinyl. Learn step-by-step instructions for designing, cutting, weeding, and transferring vinyl for crafts and decor. Compatible with Cricut and Silhouette machines.</p>
	<p>Ohuhu Bathtub Caddy Tray User Manual - Enhance Your Bathing Experience</p> <p>Comprehensive user manual for the Ohuhu Bathtub Caddy Tray, detailing package contents, product features, and installation instructions for a relaxing bath experience.</p>
	<p>Ohuhu Key Storage Lock Box: Setup and Usage Guide</p> <p>Learn how to set up and use your Ohuhu Key Storage Lock Box with this comprehensive guide. Features include a 4-digit combination, secure mounting, and durable zinc alloy construction for home and garage security.</p>