

## CHESONA B097MN4L9Q

# CHESONA Wireless Keyboard and Mouse Combo

## USER MANUAL

Model: B097MN4L9Q

### 1. Product Overview

The CHESONA Wireless Keyboard and Mouse Combo offers a versatile and efficient solution for your computing needs. Featuring multi-device connectivity via Bluetooth (5.0 + 3.0) and 2.4G wireless, this full-size combo is designed for seamless switching between up to three devices, including Mac OS, iOS, Windows, and Android systems. Its ultra-thin design, low-profile scissor-switch keys, and rechargeable battery ensure a comfortable and productive user experience.



Image: The CHESONA wireless keyboard and mouse combo, showcasing the integrated slot for holding a smartphone or tablet.

## 2. What's in the Box

- 1 x Wireless Keyboard
- 1 x Wireless Mouse
- 1 x Type-C Charging Cable
- 1 x Keyboard Cover
- 1 x 2.4G USB Receiver (stored on the bottom of the keyboard)
- 1 x User Manual



Image: A visual representation of all items included in the product package: keyboard, mouse, 2.4G receiver, charging cable, keyboard cover, and user manual.

## 3. Setup Guide

### 3.1 Charging the Devices

The keyboard and mouse are equipped with built-in rechargeable 280mAh lithium batteries. Before first use, or when the battery indicator is low, connect the included Type-C charging cable to the respective charging ports on the keyboard and mouse, and then to a USB power source. A full charge provides approximately 50 hours of continuous work and 200 hours of standby time.

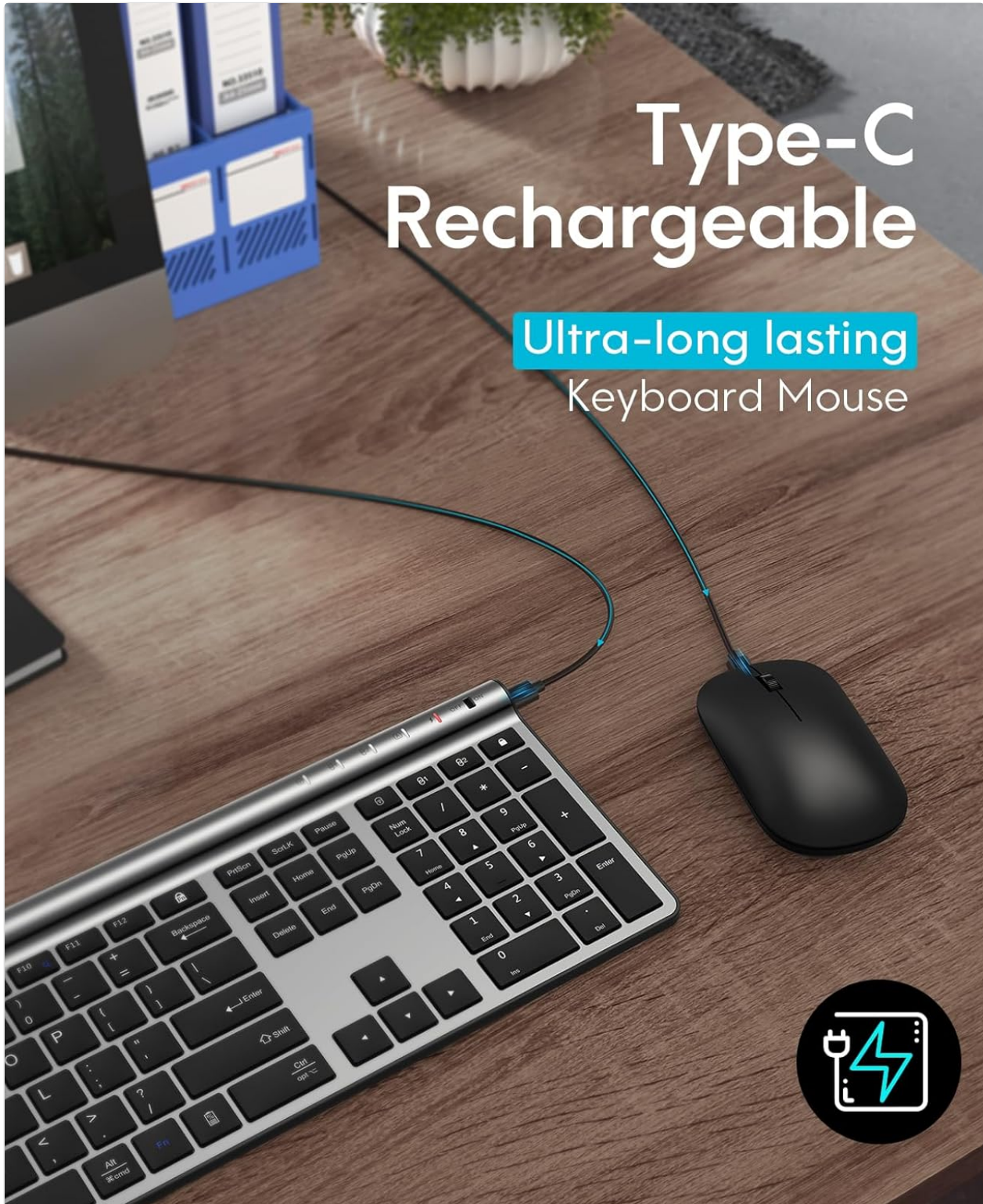


Image: The keyboard and mouse connected to a Type-C charging cable, illustrating the recharging process.

### 3.2 Connecting via 2.4G Wireless

For 2.4G wireless connection, locate the USB receiver stored on the bottom of the keyboard. Plug this receiver



into an available USB port on your computer or device. The keyboard and mouse will automatically connect. No additional software or drivers are required.

# Full-Size Ultra Slim Design



Image: The keyboard and mouse with a visual representation of the 2.4G wireless connection, highlighting the USB receiver.

## 3.3 Connecting via Bluetooth (BT 5.0 + 3.0)

The combo supports connection to up to two Bluetooth devices simultaneously. To connect:

1. Turn on the keyboard and mouse.
2. Press the **BT 1** or **BT 2** button on the keyboard to select a Bluetooth channel. The indicator light will flash.
3. On your device (Mac, iPad, iPhone, Android, Windows PC), go to Bluetooth settings and search for "CHESONA Keyboard" or "CHESONA Mouse".
4. Select the device to pair. Once paired, the indicator light will stop flashing.

5. Repeat for a second Bluetooth device using the other BT channel.



Image: Close-up of the keyboard and mouse, illustrating the 2.4G, BT1, and BT2 connection buttons for multi-device pairing.

**Compatibility:** Compatible with Mac OS/iOS 10.12 or above, Windows 8/10 or above, Android 4.3 or above.

## 4. Operating Instructions

### 4.1 Switching Between Devices

To switch between connected devices, simply press the corresponding button on the keyboard:

- Press **2.4G** button for the device connected via USB receiver.
- Press **BT 1** button for the first Bluetooth device.
- Press **BT 2** button for the second Bluetooth device.



Image: The keyboard displaying its multi-device compatibility with icons for Windows, Mac, Android, and iOS operating systems.

## 4.2 Power Saving Mode

To conserve battery life, the keyboard and mouse will automatically enter sleep mode if not used for more than 30 minutes. To wake them up, simply press any key on the keyboard or move the mouse.

## 4.3 Keyboard Features

The keyboard features low-profile keys with a scissor mechanism, providing increased stability, silent operation, and quick rebound for comfortable and precise typing. It includes a full-size layout with a numeric keypad for enhanced productivity.



# Low-profile Keys

Designed as Scissor-switch,  
Responsive, Quiet

Image: A close-up view of the keyboard's low-profile keys, highlighting their design for quiet and responsive typing.

## 4.4 Integrated Device Slot

The keyboard includes an integrated slot designed to hold your smartphone or tablet, providing a convenient viewing angle while you work or type.





Image: A smartphone securely placed in the integrated slot of the keyboard, demonstrating its utility.

## 5. Maintenance

---

To ensure the longevity and optimal performance of your CHESONA Wireless Keyboard and Mouse Combo, follow these maintenance guidelines:

- **Cleaning:** Use a soft, dry cloth to wipe down the surfaces of the keyboard and mouse. For stubborn dirt, a slightly damp cloth can be used, ensuring no moisture enters the device.
- **Keyboard Cover:** The included keyboard cover is waterproof and stain-resistant, providing protection against spills and dust. Regularly clean the cover with mild soap and water, and ensure it is completely dry before placing it back on the keyboard.
- **Storage:** When not in use for extended periods, store the devices in a cool, dry place away from direct sunlight and extreme temperatures.





Image: The CHESONA keyboard with its transparent, waterproof, and stain-resistant cover being applied, demonstrating protection against spills.

## 6. Troubleshooting

If you encounter any issues with your CHESONA Wireless Keyboard and Mouse Combo, please refer to the following common solutions:

- **Connection Issues:**
  - Ensure both the keyboard and mouse are fully charged.
  - For 2.4G connection, verify the USB receiver is securely plugged into a working USB port. Try a different USB port.

- For Bluetooth connection, ensure Bluetooth is enabled on your device and the keyboard/mouse are in pairing mode (indicator light flashing). Try unpairing and re-pairing the devices.
- Ensure the devices are within the 33-foot operating range.

- **Input Delay or Unresponsiveness:**

- Check battery levels and recharge if necessary.
- Move closer to your device to reduce potential interference.
- If using 2.4G, try plugging the USB receiver into a different USB port.
- If using Bluetooth, try disconnecting and reconnecting the Bluetooth pairing.

- **Keyboard/Mouse Not Turning On:**

- Ensure the power switch on both devices is in the "ON" position.
- Connect the charging cable to confirm if the battery is completely depleted.

If problems persist, please contact CHESONA customer support for further assistance.

## 7. Specifications

Feature	Detail
Product Dimensions	16.93 x 5.31 x 0.31 inches
Item Weight	1.31 pounds
Batteries	1 Lithium Ion batteries required (included)
Brand	CHESONA
Color	Black
Connectivity Technology	Wireless (BT 5.0+3.0+2.4G)
Special Feature	Rechargeable
Compatible Devices	Laptop, Personal Computer, Smartphone, iPad

# Product Details








Image: Detailed diagram illustrating the various components and features of the CHESONA keyboard and mouse.

## 8. Warranty and Support

CHESONA products are designed for reliability and performance. For any warranty claims, technical support, or product inquiries, please contact CHESONA customer service through the retailer where you purchased the product or visit the official CHESONA store online.

[Visit the Official CHESONA Store](#)

Related Documents - B097MN4L9Q

<div><div>User Manual</div><div>Multi-Device 2.4GHz &amp; BT Wireless Keyboard and Mouse Combo</div><div></div><div><div>Note: Please read the manual carefully before using.</div><div><div>Package Contents</div><div><div>1 x 2.4GHz &amp; BT Wireless Keyboard with Receiver</div><div>1 x 2.4GHz &amp; BT Wireless Mouse</div><div>1 x USB-C Charging Cable</div><div>1 x User Manual</div></div></div></div></div> <div><div><a href="#">CHESONA Multi-Device 2.4GHz &amp; BT Wireless Keyboard and Mouse Combo User Manual</a></div><div>User manual for the CHESONA Multi-Device 2.4GHz &amp; BT Wireless Keyboard and Mouse Combo (Model: YF8810-BK-US-N). This guide provides detailed instructions on product overview, package contents, pairing steps for 2.4GHz and Bluetooth connections, key functions, device switching, power saving, and troubleshooting.</div></div>	
<div><div>CHESONA Multi-Device Bluetooth Keyboard and Mouse Combo</div><div></div><div><div>Contact Us: chesona@chesona.com</div></div></div>	<div><div><a href="#">CHESONA Multi-Device Bluetooth Keyboard and Mouse Combo User Guide</a></div><div>Comprehensive user guide for the CHESONA Multi-Device Bluetooth Keyboard and Mouse Combo, covering setup, connectivity options (2.4GHz and Bluetooth), indicator explanations, and troubleshooting tips for Windows, macOS, iOS, and Android devices.</div></div>
<div><div></div><div><div>尺寸:110*140mm</div><div>纸张:105g铜版纸</div></div></div>	<div><div><a href="#">CHESONA Multi-Device Wireless Keyboard and Mouse Combo User Manual</a></div><div>User manual for the CHESONA Multi-Device 2.4GHz &amp; Bluetooth Wireless Keyboard and Mouse Combo. Includes setup, pairing, troubleshooting, and feature information.</div></div>
<div><div>User Manual</div><div>Wireless Keyboard</div><div><div>Note: Please read the manual carefully before using.</div></div></div>	<div><div><a href="#">CHESONA WR136H-BK-N-V0 Wireless Keyboard User Manual</a></div><div>Comprehensive user manual for the CHESONA WR136H-BK-N-V0 wireless keyboard, covering setup, features, specifications, troubleshooting, and support.</div></div>
<div><div>5-in-1 USB-C HUB Multi-functional Keyboard Case for iPad Pro 12.9</div><div></div><div><div>Email: support@chesona.com</div><div>Note: Please read the manual carefully before use</div></div></div>	<div><div><a href="#">CHESONA 5-in-1 USB-C HUB Keyboard Case for iPad Pro 12.9</a></div><div>User manual and guide for the CHESONA 5-in-1 USB-C HUB Multi-functional Keyboard Case for iPad Pro 12.9 (4th/3rd Gen). Features include detachable keyboard, USB-C hub, 7-color backlit keys, Apple Pencil holder, and detailed specifications.</div></div>
<div><div>User Manual</div><div>Magnetic Wireless Keyboard</div><div><div>Compatible with iPad Pro 12.9</div><div></div><div><div>support@chesona.com</div><div>chesona.com</div></div></div></div> <div><div><a href="#">User Manual: CHESONA Magnetic Wireless Keyboard for iPad Pro 12.9</a></div><div>Comprehensive user manual for the CHESONA Magnetic Wireless Keyboard, detailing setup, compatibility with iPad Pro 12.9, shortcut maps, touchpad functions, charging, troubleshooting, product specifications, and compliance information.</div></div>	