

## PETLIBRO PLAF102

# PETLIBRO Automatic Pet Feeder User Manual

Model: PLAF102 | Brand: PETLIBRO

## 1. INTRODUCTION

---

The PETLIBRO Automatic Pet Feeder is designed to simplify pet feeding by providing automated and customizable meal schedules. With its smart features, you can manage your pet's diet remotely, ensuring they receive the right amount of food at the right time, promoting healthy eating habits and providing peace of mind.



This image displays the PETLIBRO Automatic Pet Feeder in white, showcasing its sleek design and the accompanying mobile application interface on a smartphone. The feeder has a food bowl filled with kibble.

## 2. SETUP GUIDE

---

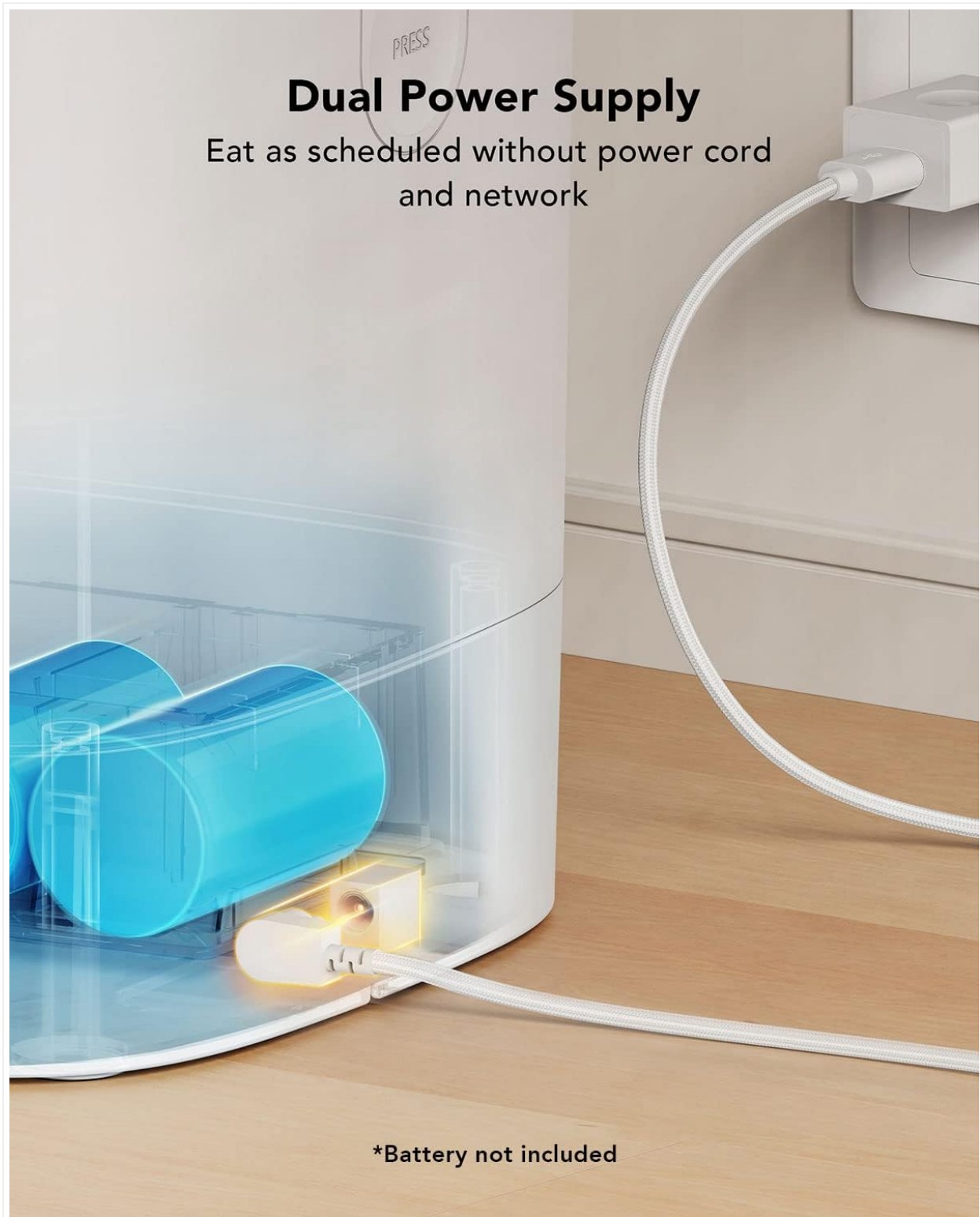
### 2.1 Unpacking and Assembly

- Carefully remove all components from the packaging.
- Assemble the feeder by attaching the food tank to the base. Ensure it clicks securely into place.
- Place the stainless steel bowl into the designated slot at the front of the feeder.

### 2.2 Powering the Device

The feeder supports dual power modes for reliable operation:

- **Power Adapter:** Connect the included power adapter to the feeder's power port and plug it into a wall outlet.
- **Battery Backup:** For uninterrupted feeding during power outages, insert 3 D batteries (not included) into the battery compartment at the bottom of the feeder. It is recommended to use both battery and adapter for optimal reliability.



This image demonstrates the dual power mode of the feeder, allowing it to be powered by either the included power adapter or 3 D batteries (not included) for uninterrupted feeding during power outages.

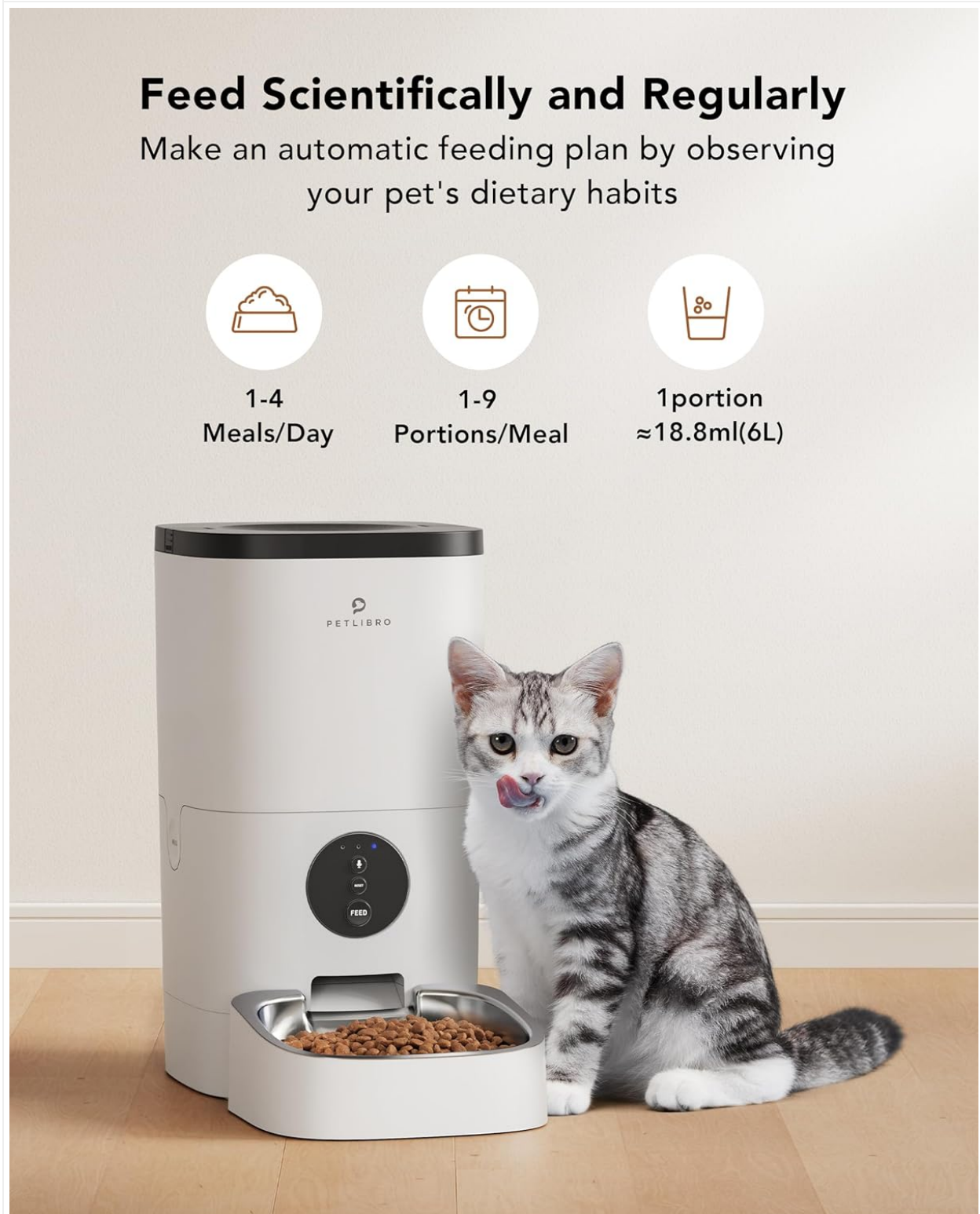
### 2.3 Connecting to Wi-Fi

Download the PETLIBRO app from your smartphone's app store (Android and iOS). Follow the in-app instructions to connect the feeder to your 2.4GHz Wi-Fi network. Note: Only supports 2.4GHz Wi-Fi networks.

### 3. OPERATING INSTRUCTIONS

#### 3.1 Customizing Feeding Schedules

Use the PETLIBRO app to set up a personalized feeding schedule for your pet. You can customize the number of meals per day (1-4 meals) and the portion size per meal (1-9 portions). The app also allows you to track feeding records for better management.



A cat is shown next to the PETLIBRO Automatic Pet Feeder, with text highlighting its ability to 'Feed Scientifically and Regularly'. Icons indicate features like 1-4 meals/day, 1-9 portions/meal, and 1 portion  $\approx 18.8\text{ml}$  (6L).


#### 3.2 Manual Feeding

For additional feedings outside of the schedule, you can use the 'FEED' button on the feeder's LCD screen or

the manual feeding option within the mobile app.

### 3.3 Personalized Voice Recording

Record a personalized voice message (up to 10 seconds) that will play before each meal. This feature helps to call your pet to their food and makes mealtime more engaging.



A cat is shown near the feeder, with a speech bubble indicating the 'Personalized Voice Recording' feature, where your voice can be played before meals to call your pet.

## 4. FEATURES

- **6L Large Capacity:** Reduces the frequency of kibble refills, ideal for busy pet owners or short trips.

## Make Every Bite Fresh

Replaceable desiccant bag can absorb moisture from the air to keep the kibble fresh



A visual representation of the feeder's 6L capacity, indicating it can store approximately 4.4 lbs of kibble, sufficient for an adult cat for up to 24 days. Note: For dry kibble only.

- **8° Tilt Design:** The proper angle of the food outlet prevents food accumulation and provides a comfortable feeding experience for pets, reducing neck strain.

## 8° Tilt Design For Protection Neck

304 stainless steel avoid feline acne  
Wider diameters avoid whisker stress

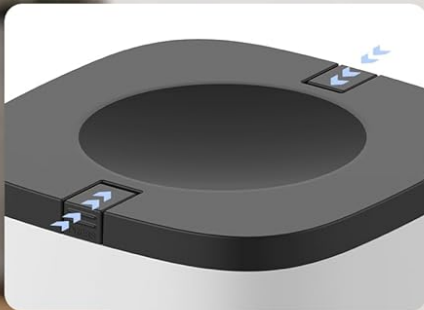


This close-up shows a cat comfortably eating from the feeder's bowl, emphasizing the 8° tilt design which is beneficial for neck protection and prevents feline acne due to the 304 stainless steel material.

- **Secure Lock Lid:** The lid features a secure locking mechanism to prevent pets from opening the feeder and accessing food, ensuring controlled portions and preventing overeating.

## Locking Design to Prevent Obesity

Lock lid prevents pets from opening  
and overeating



The image illustrates the feeder's secure locking lid design, intended to prevent pets from accessing extra food and overeating, thus helping to manage their weight.

- **Freshness Preservation:** Includes a replaceable desiccant bag to absorb moisture and keep the kibble fresh and palatable.

## Personalized Voice Recording

Your voice will be played before  
the meal as a meal message

Hi Honey  
It's time  
to eat!



This image highlights the replaceable desiccant bag feature located within the feeder's lid, designed to absorb moisture and keep the pet food fresh.

- **Detachable Stainless Steel Tray:** The food-grade stainless steel tray is detachable for easy cleaning, promoting healthy and hygienic feeding and helping to prevent chin acne in pets.

## 5. MAINTENANCE

---

### 5.1 Cleaning the Feeder

Regular cleaning ensures optimal performance and hygiene. The food tank and tray are removable for cleaning. The base of the feeder is not washable.

- Ensure the food tank is empty before disassembly.
- Disassemble the food tank and tray from the base.
- Wash the food tank and stainless steel tray with mild soap and water. Rinse thoroughly.

- Wipe the base of the feeder with a damp cloth. Do not submerge the base in water.
- Allow all parts to dry completely before reassembling.

## 5.2 Desiccant Bag Replacement

Replace the desiccant bag every half month to ensure continued food freshness. Additional desiccant bags can be purchased separately.

## 6. TROUBLESHOOTING

---

If you encounter any issues with your PETLIBRO Automatic Pet Feeder, please refer to the following common troubleshooting tips:

- **Feeder not dispensing food:** Check if the food tank is empty or if kibble is jammed. Ensure the feeder is properly powered and connected to Wi-Fi.
- **App connectivity issues:** Verify your Wi-Fi network is 2.4GHz. Restart your router and the feeder. Ensure your phone is close to the feeder during setup.
- **Food becoming stale:** Ensure the desiccant bag is replaced regularly (every half month) and the lid is securely locked.
- **Pet accessing food outside of schedule:** Confirm the lid is properly locked and secured.

For more detailed troubleshooting or persistent issues, please consult the full user manual or contact customer support.

## 7. SPECIFICATIONS

---

Attribute	Value
Item Weight	4.73 pounds (2.15 Kilograms)
Manufacturer	PETLIBRO
ASIN	B097H1QDTY
Item Model Number	PLAF102
Item Package Dimensions L x W x H	15.04 x 8.43 x 7.87 inches
Item Dimensions LxWxH	8.46 x 7.64 x 14.96 inches
Date First Available	June 18, 2021
Color	White Opaque
Size	6L with Wifi
Material	Stainless Steel, Acrylonitrile Butadiene Styrene

Attribute	Value
Target Audience Keyword	house-cats, small-animal-pets, dogs
Age Range Description	All Life Stages
Care Instructions	Do not wash the base, Please use indoor, Use kibble with the diameter 2-10mm
Number of Items	1
Style	Regular
Breed Recommendation	Large Animals, All American Shorthair, Maine Coon, Ragdoll, All British Shorthair, Persian, Scottish Fold, French bulldogs, corgi, Exotic, Sphynx, Persian,Sphynx, Small Animals
Included Components	Quick Guide, Stainless Steel Bowl, Automatic Pet Feeder, Charger, User Manual
Specific Uses for Product	Suitable for Cats Dogs Small Animals, Help Pets on a Healthy Diet, Suitable for Pets, Feed Pets while Traveling, Pet Daily Feeding
Recommended Uses For Product	Replace Desiccant Bag Every Half Month, Keep dry before use, Dry Food, Kibble with diameter 2-10mm, Indoor
Special Feature	Slide Food Outlet, App Control, Voice Recording, Double-Sided Lid, 6L Large Capacity


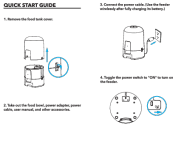
## 8. WARRANTY AND SUPPORT


The PETLIBRO Automatic Pet Feeder comes with a **24 Months Warranty** from the date of purchase. Please retain your proof of purchase for warranty claims.

For further assistance, detailed instructions, or technical support, please refer to the official user manual:

[Download User Manual  
\(PDF\)](#)

### Related Documents - PLAF102

	<p><a href="#">PETLIBRO PLAF102 Automatic Pet Feeder User Manual</a></p> <p>Comprehensive user manual for the PETLIBRO PLAF102 Automatic Pet Feeder. Covers safety precautions, product diagram, app control, setup instructions, cleaning, specifications, and troubleshooting.</p>
	<p><a href="#">PETLIBRO Air WiFi Automatic Pet Feeder PLAF108 Quick Start Guide</a></p> <p>A concise guide to setting up your PETLIBRO Air WiFi Automatic Pet Feeder (PLAF108). Learn how to assemble, power on, add food, connect to the app, and schedule feedings for your pet.</p>

	<p><a href="#">PETLIBRO Air WiFi Feeder User Manual</a></p> <p>User manual for the PETLIBRO Air WiFi Feeder (Model PLAF108), detailing product features, setup instructions, operation, specifications, safety guidelines, and warranty information.</p>
<p>User Manual of Product 1: PETLIBRO Automatic Cat Feeder for Two Cats, 5L Dry Food Dispenser with Splitter and Two Stainless Bowls, 10s Meal Call and Timer Setting, 50 Portions &amp; Meals Per Day for Cat and Dog/Dogs</p>	<p><a href="#">PETLIBRO Automatic Cat Feeder User Manual (PLAF005/PLAF006) - Setup, Operation, and Care</a></p> <p>User manual for the PETLIBRO Automatic Cat Feeder (Model PLAF005/PLAF006), a 5L dry food dispenser designed for two cats or dogs. It features a splitter, two stainless steel bowls, a 10-second meal call, timer settings, and capacity for 50 portions across 6 meals per day. The manual covers safety guidelines, product overview, operation instructions, cleaning, and troubleshooting.</p>
	<p><a href="#">PETLIBRO Space Automatic Pet Feeder PLAF107 User Manual</a></p> <p>Comprehensive user manual for the PETLIBRO Space Automatic Pet Feeder (Model PLAF107), covering product overview, installation, app control, specifications, safety instructions, warranty, and regulatory notices.</p>
	<p><a href="#">PETLIBRO PLAF003 Automatic Pet Feeder User Manual</a></p> <p>Comprehensive user manual for the PETLIBRO PLAF003 Easy Feed Automatic Pet Feeder, covering setup, operation, safety precautions, troubleshooting, and specifications.</p>