

Lacidoll 6973763820984

Lacidoll 4.2 Gal/16L Large Room Humidifier User Manual

Model: 6973763820984

INTRODUCTION

This manual provides comprehensive instructions for the safe and efficient operation, maintenance, and troubleshooting of your Lacidoll 4.2 Gal/16L Large Room Humidifier. Please read this manual thoroughly before initial use and retain it for future reference.



Figure 1: The Lacidoll 4.2 Gal/16L Large Room Humidifier in a modern living space, emitting a cool mist.

SAFETY INSTRUCTIONS

- Always place the humidifier on a firm, flat, waterproof surface at least 6 inches (15 cm) away from walls and appliances.
- Do not immerse the unit in water or other liquids.
- Unplug the humidifier before filling, cleaning, or performing any maintenance.
- Keep out of reach of children and pets.
- Use only clean, cool tap water. Distilled or demineralized water is recommended to prevent white dust.
- Do not add essential oils directly into the water tank. Use the designated aroma diffuser tray.
- Ensure the extension tube and nozzles are securely attached before operation.

PACKAGE CONTENTS

- Lacidoll Humidifier Unit
- Remote Control

- Extension Tube
- Mist Nozzles (360° adjustable)
- User Manual (located at the bottom of the water tank)

PRODUCT DIAGRAM



Figure 2: Internal view highlighting the dual mist discs for enhanced output and the four mist settings.

The humidifier features dual mist discs for double the output, ensuring efficient humidification. The 360° nozzles allow for adjustable mist direction.

SETUP INSTRUCTIONS

1. **Unpack:** Carefully remove all packaging materials and accessories from the humidifier unit. Ensure to retrieve the user manual and other components from the bottom of the water tank.
2. **Placement:** Place the humidifier on a stable, level surface in the desired room. For optimal performance, ensure it is positioned centrally or where mist can disperse freely.
3. **Assemble Extension Tube (Optional):** If using the extension tube for elevated mist, securely attach it to the mist outlet on top of the unit. Then, attach the desired nozzle to the top of the extension tube.
4. **Fill Water:** The humidifier features a convenient top-fill design. Simply pour clean, cool tap water directly into the top opening until it reaches the 'MAX LEVEL' indicator. Do not overfill.
5. **Power On:** Plug the power cord into a standard electrical outlet. The unit will enter standby mode.



Figure 3: Demonstrating the easy top-fill method and the replaceable pump and hose for hard water maintenance.

OPERATING INSTRUCTIONS

Your Lacidoll humidifier can be operated using the touch control panel on the unit or the included remote control.



Figure 4: The smart humidity control panel, allowing precise adjustment of humidity levels.

Control Panel Functions:

- **Power Button:** Press to turn the unit ON or OFF.
- **Max/Min Mist:** Adjusts mist output between Low, Medium, High, and Turbo settings.
- **Humidity Setting:** Customize desired humidity levels from 40% to 90%. The unit will automatically suspend mist when the set level is reached and resume when humidity drops.

- **Timer:** Set an automatic shut-off timer for up to 12 hours.
- **Interval Mist:** Activates intermittent mist modes (P1, P2, P3) for controlled humidification.
- **Sleep Mode:** Dims the display and operates quietly for undisturbed sleep.
- **Night Light:** Activates a soothing night light feature.



Figure 5: The humidifier's whisper-quiet operation (35dB) ensures a peaceful environment, ideal for bedrooms.

Aroma Diffuser Tray:

Locate the small tray on the side of the unit. Add a few drops of your preferred essential oil onto the aroma pad. Do not add oils directly into the water tank. The mist will carry the aroma into the air.

Humidifiers **large room**

Covering an area up to 1500 sq.ft



Figure 6: The humidifier effectively covers large areas up to 1500 sq.ft, suitable for whole houses, offices, and plant rooms.

MAINTENANCE

Regular cleaning is crucial for optimal performance and hygiene. Unplug the unit before any cleaning or maintenance.

Daily Maintenance:

- Empty any remaining water from the tank.
- Wipe the water tank and base with a clean, soft cloth.

Weekly Cleaning:

- 1. **Descaling:** Mix 1 teaspoon of white vinegar with 1 cup of water. Pour the solution into the water tank and base. Let it sit for 30 minutes.
- 2. **Clean Components:** Use a soft brush or cloth to clean the stainless steel atomizer and the detachable water pump. Rinse thoroughly with clean water.
- 3. **Rinse:** Empty the vinegar solution and rinse the tank and base thoroughly with clean water until the smell of vinegar is gone.
- 4. **Dry:** Allow all parts to air dry completely before reassembling or storing.

TROUBLESHOOTING

Problem	Possible Cause	Solution
No mist or low mist output	Low water level; clogged atomizer; unit not level.	Refill water tank; clean atomizer with vinegar solution; ensure unit is on a flat surface.
White dust around the unit	Hard water minerals.	Use distilled or demineralized water; clean the unit regularly.
Unusual odor from mist	Stagnant water; dirty tank.	Empty and clean the water tank thoroughly; use fresh water daily.
Unit not turning on	Not plugged in; power outage; unit malfunction.	Check power connection; verify power supply; contact customer support if issue persists.

SPECIFICATIONS

Feature	Detail
Brand	Lacidoll
Model Name	cool mist ultrasonic
Capacity	4.2 Gallons / 16 Liters
Coverage Area	Up to 1500 sq.ft (advertised as 2000 sq.ft in feature bullets)
Run Time	Up to 48 hours on a single fill
Mist Settings	Low, Medium, High, Turbo
Humidity Control	Adjustable from 40% to 90%
Noise Level	35dB (Ultra-quiet)
Timer	12-hour




Feature	Detail
Control Method	Remote, Touch
Special Features	Adjustable Humidity Control, Low Water Indicator, Night Light, Remote Control, Timer, Aroma Diffuser Tray, Stainless Steel Atomizer, Detachable Water Pump
Product Dimensions	10.2"D x 10.3"W x 25.1"H
Item Weight	9.3 Pounds
Voltage	120 Volts (AC)
Wattage	50 watts




WARRANTY AND SUPPORT

Lacidoll offers a **30-day free replacement** and a **1-year warranty** for your humidifier. Our dedicated customer service team is available **24-hour online** to provide assistance with refunds, returns, or technical support. We also offer **lifetime after-sales service and technical support** to ensure your complete satisfaction.

For any inquiries or assistance, please do not hesitate to contact us through the provided channels.

Related Documents - 6973763820984

 <p>Lacidoll LCDJSQ-J19 User's Guide with Warranty Card</p>	<p>Lacidoll LCDJSQ-J19 Ultrasonic Humidifier User Guide</p> <p>Comprehensive user guide for the Lacidoll LCDJSQ-J19 Ultrasonic Humidifier, covering safety precautions, components, installation, operation, maintenance, and troubleshooting.</p>
 <p>Lacidoll USER MANUAL Ultrasonic Cool Mist Humidifier (LCDJSQ-J19)</p>	<p>Lacidoll Ultrasonic Cool Mist Humidifier LCDJSQ-J19 User Manual</p> <p>Comprehensive user manual for the Lacidoll LCDJSQ-J19 Ultrasonic Cool Mist Humidifier, covering setup, operation, maintenance, troubleshooting, and warranty information.</p>
 <p>Lacidoll USER MANUAL Ultrasonic Cool Mist Humidifier (LCD-JSQ-J19WA)</p>	<p>Lacidoll Ultrasonic Cool Mist Humidifier User Manual (LCD-JSQ-J19WA)</p> <p>User manual for the Lacidoll Ultrasonic Cool Mist Humidifier, model LCD-JSQ-J19WA. Provides safety instructions, specifications, operation, cleaning, maintenance, and troubleshooting. Features Alexa and Smart Life app compatibility.</p>

	<p>Cool & Warm Mist Ultrasonic Humidifier LCD-MH-2301J User Manual</p> <p>User manual for the Lacidoll Cool & Warm Mist Ultrasonic Humidifier, model LCD-MH-2301J. Includes safety instructions, operation guide, cleaning and maintenance, troubleshooting, and warranty information.</p>
	<p>Lacidoll LCD-MH-2303A Ultrasonic Cool Mist Humidifier User Manual</p> <p>Comprehensive user manual for the Lacidoll LCD-MH-2303A Ultrasonic Cool Mist Humidifier, covering safety instructions, product overview, operation, cleaning, maintenance, troubleshooting, and warranty information.</p>
	<p>Lacidoll LCDJSQ-J19 Ultrasonic Cool Mist Humidifier User Manual</p> <p>Comprehensive user manual for the Lacidoll LCDJSQ-J19 Ultrasonic Cool Mist Humidifier, covering safety instructions, product overview, operation, cleaning, maintenance, and troubleshooting.</p>