

OnePlus BE2028

OnePlus Nord N10 5G User Manual

Model: BE2028

INTRODUCTION

Welcome to the user manual for your OnePlus Nord N10 5G smartphone. This guide provides essential information on setting up, operating, maintaining, and troubleshooting your device. The OnePlus Nord N10 5G is designed to deliver a smooth and responsive user experience with its 90Hz display and powerful performance.

Key features include a 6.49-inch 90Hz display, a versatile 64MP quad-camera system, dual stereo speakers for immersive audio, and 5G connectivity for next-generation speeds. It comes with 6GB RAM and 128GB internal storage, expandable via microSD.

WHAT'S IN THE BOX

Upon unboxing your OnePlus Nord N10 5G, you should find the following items:

- OnePlus Nord N10 5G Smartphone (Model: BE2028)
- Power Adapter
- USB Type-C Cable
- SIM Ejector Tool (typically included in the welcome kit)
- Quick Start Guide and Safety Information (part of the welcome kit)



Image: Contents of the OnePlus Nord N10 5G retail package, showing the phone, charger, and cable.

SETUP

1. Inserting the SIM Card

1. Locate the SIM card tray on the side of your device.
2. Insert the SIM ejector tool into the small hole on the tray and press firmly until the tray pops out.
3. Place your Nano-SIM card(s) into the tray with the gold contacts facing down. Ensure it is correctly aligned.
4. Gently push the tray back into the slot until it clicks into place.

2. Powering On Your Device

Press and hold the Power button (located on the right side of the phone) until the OnePlus logo appears on the screen. The device will then boot up.

3. Initial Setup

Follow the on-screen prompts to complete the initial setup process. This includes selecting your language, connecting to a Wi-Fi network, signing in with your Google account, and setting up security features like fingerprint unlock or facial recognition.



Image: Front view of the OnePlus Nord N10 5G, ready for initial setup.

OPERATING YOUR DEVICE

Display and Navigation

The OnePlus Nord N10 5G features a 6.49-inch LCD display with a 90Hz refresh rate, providing a smoother scrolling and viewing experience compared to standard 60Hz displays. Navigate your device using touch gestures, including taps, swipes, and pinches.

Camera System

Capture stunning photos and videos with the versatile quad-camera system:

- **64MP Main Camera (f/1.8, wide):** For high-resolution, detailed shots.
- **8MP Ultra-wide Camera (f/2.3, 119°):** Expand your view to capture more of the scene.
- **2MP Depth Camera (f/2.4):** Enhances portrait mode with natural background blur.
- **2MP Macro Camera (f/2.4):** Get up close to capture intricate details.
- **16MP Front Camera (f/2.1):** For clear selfies and video calls.

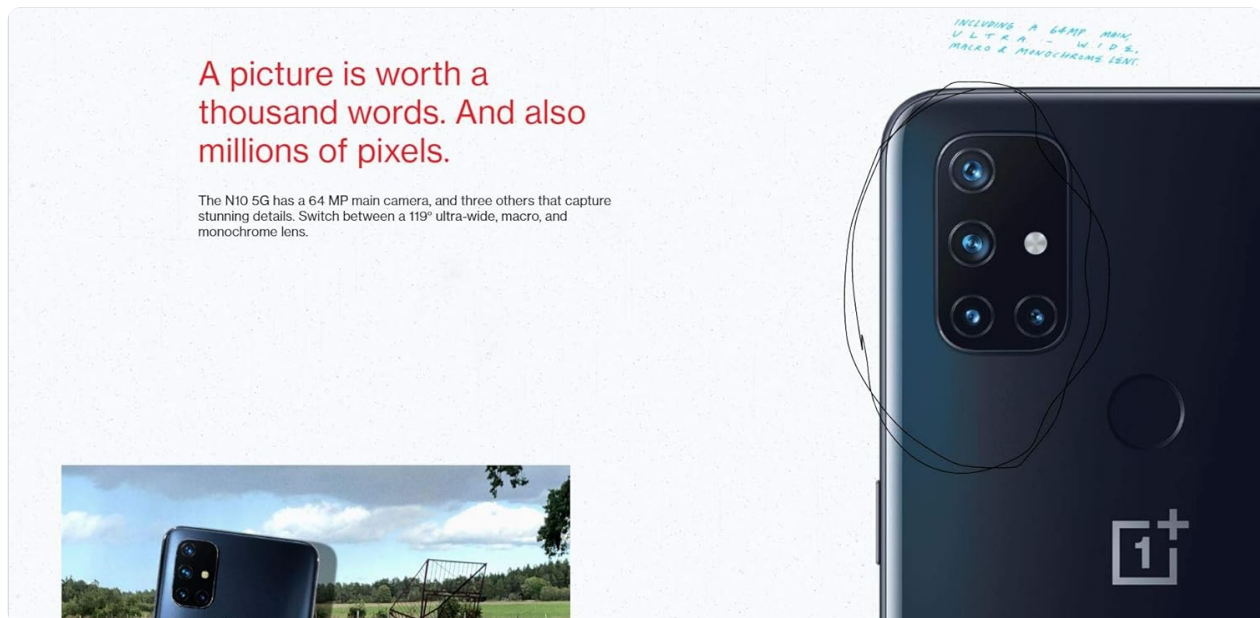


Image: The 64MP Quad Camera system on the OnePlus Nord N10 5G.

Audio Features

Experience immersive sound with the dual stereo speakers, providing rich and clear audio for media consumption, gaming, and calls.



Image: Visual representation of the dual stereo sound experience on the Nord N10 5G.

Storage

The device comes with 128GB of internal storage, providing ample space for your apps, photos, and videos. If you need more space, the storage is expandable up to 512GB using a microSD card (sold separately).

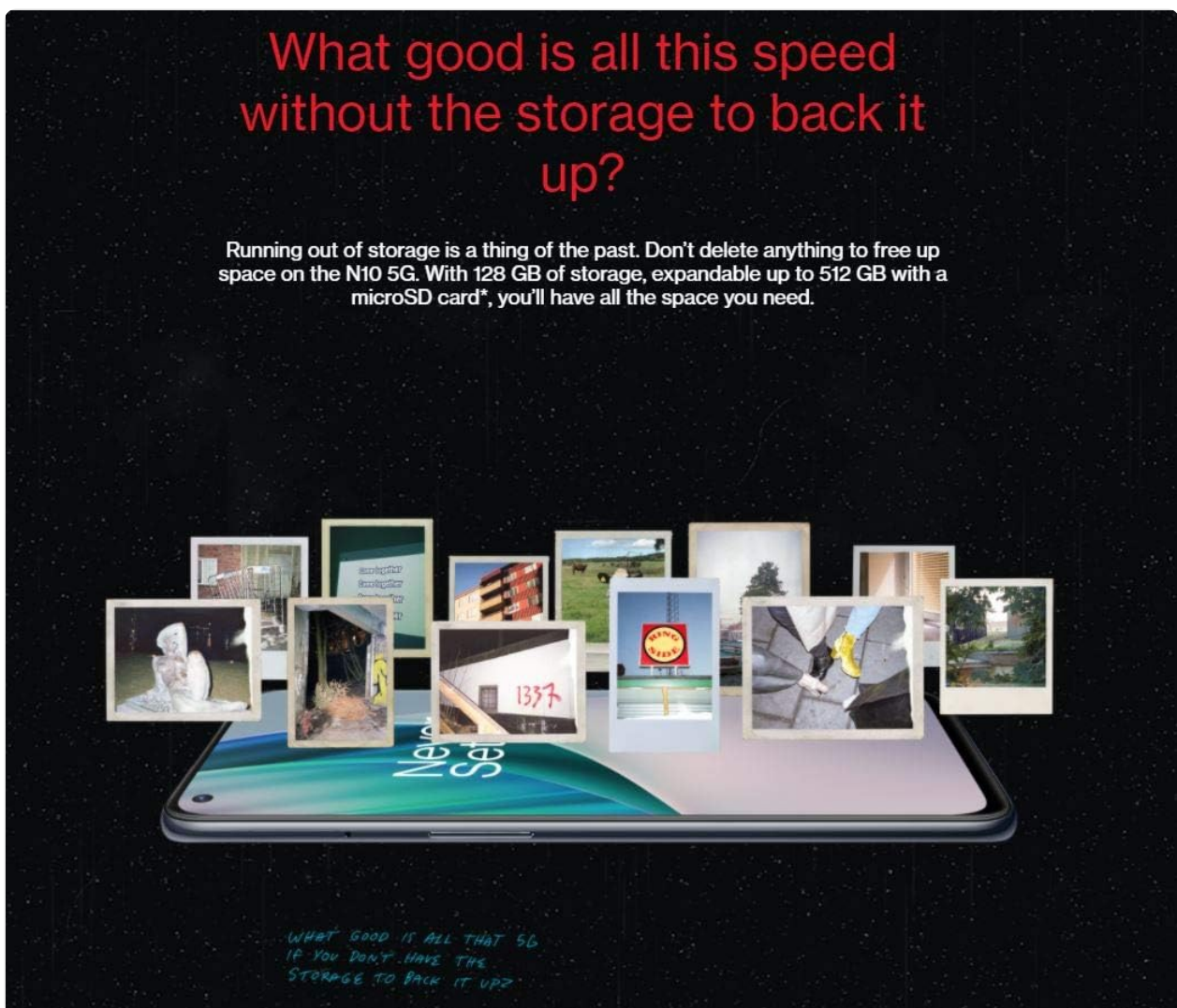


Image: The OnePlus Nord N10 5G's storage capabilities, highlighting its 128GB internal storage and microSD expansion.

Connectivity

The OnePlus Nord N10 5G supports both 4G LTE and 5G networks, offering fast data speeds. It is fully unlocked for all carriers in the US and globally. Bluetooth 5.1 is also supported for wireless accessory connections.

MAINTENANCE

Battery Management

The device is equipped with a 4300mAh battery. To optimize battery life:

- Use the provided power adapter and USB Type-C cable for charging.
- Avoid extreme temperatures.
- Close unused apps running in the background.
- Adjust screen brightness and refresh rate settings.

Software Updates

Regularly check for and install software updates to ensure your device has the latest features, security patches, and performance improvements. You can typically find this option in the device's Settings menu under "System" or "About phone."

TROUBLESHOOTING

If you encounter issues with your OnePlus Nord N10 5G, try the following common troubleshooting steps:

- **Device Not Responding:** Press and hold the Power button for about 10-15 seconds to force a restart.
- **Network Connectivity Issues:**
 - Ensure your SIM card is properly inserted.
 - Toggle Airplane Mode on and off.
 - Restart your device.
 - Check your network settings (Settings > Wi-Fi & Network > SIM & network).
- **Battery Draining Quickly:** Review battery usage in Settings to identify power-hungry apps. Reduce screen brightness, disable unnecessary features like GPS or Bluetooth when not in use.
- **App Crashes/Freezes:** Clear the app's cache and data (Settings > Apps & notifications > [App Name] > Storage & cache). If the issue persists, uninstall and reinstall the app.
- **Slow Performance:** Close background apps, clear cache, and ensure sufficient storage space. A factory reset can resolve persistent performance issues (back up your data first).

For more complex issues, refer to the official OnePlus support website or contact customer service.

SPECIFICATIONS



Feature	Detail
Model Name	Nord N10 5G (BE2028)
Display	6.49 inches LCD, 1080 x 2400 (FHD+), 90Hz Refresh Rate, 405 PPI
Processor	Qualcomm Snapdragon 690, Octa-core, Adreno 619L GPU
RAM	6 GB
Internal Storage	128 GB (expandable up to 512GB via microSD)
Rear Camera	64MP (wide) + 8MP (ultrawide) + 2MP (depth) + 2MP (macro)
Front Camera	16 MP
Battery	4300 mAh
Operating System	OxygenOS based on Android 10.0
Connectivity	5G, 4G LTE, Bluetooth 5.1, USB Type-C
Dimensions	6 x 4 x 4 inches
Weight	11.3 ounces
Color	Midnight Ice





WARRANTY AND SUPPORT

For warranty information, technical support, or service inquiries, please refer to the official OnePlus website or contact their customer service directly. Keep your proof of purchase for warranty claims.

© 2024 OnePlus. All rights reserved.

Related Documents - BE2028

	<p>OnePlus BE2025/BE2026/BE2028/BE2029 Quick Start Guide</p> <p>Concise quick start guide for OnePlus smartphones (models BE2025, BE2026, BE2028, BE2029) covering device overview, basic operations, and technical specifications.</p>
	<p>OnePlus Nord User Manual: Comprehensive Guide to Your Smartphone</p> <p>Explore the OnePlus Nord User Manual for detailed instructions on setup, features, settings, app usage, safety precautions, and regulatory compliance for your OnePlus Nord smartphone.</p>

 <div data-bbox="140 147 293 170">OnePlus Nord N10 5G User Manual</div>	OnePlus Nord N10 5G User Manual: Setup, Features, and Guide Comprehensive user manual for the OnePlus Nord N10 5G smartphone. Learn about setup, basic operations, settings, apps, advanced features, safety, and more.
 <div data-bbox="140 322 293 353">OnePlus Nord N10 5G Användarmanual</div>	OnePlus Nord N10 5G Användarmanual Denna användarmanual för OnePlus Nord N10 5G ger detaljerade instruktioner för att komma igång, konfigurera inställningar, använda appar, samt viktig säkerhetsinformation och tekniska specifikationer. Lär dig allt du behöver veta för att maximera din enhets potential.
 <div data-bbox="140 512 280 544">Návod na použitie OnePlus Nord N10 5G</div>	OnePlus Nord N10 5G Návod na použitie Kompletný návod na použitie pre smartfón OnePlus Nord N10 5G, ktorý pokrýva nastavenia, funkcie, tipy a bezpečnostné informácie.
 <div data-bbox="140 692 277 723">OnePlus Nord CE 5G Návod na použitie</div>	OnePlus Nord CE 5G: Návod na použitie a informácie o produkte Komplexný návod na použitie pre smartfón OnePlus Nord CE 5G. Získajte podrobné informácie o nastavení, funkciách, bezpečnosti, tipoch a podpore pre vaše zariadenie.