

## MageGee MK-Star

# MageGee 75% Mechanical Gaming Keyboard User Manual

Model: MK-Star | Brand: MageGee

## 1. PRODUCT OVERVIEW

The MageGee 75% Mechanical Gaming Keyboard (MK-Star) is a compact, tenkeyless (TKL) wired keyboard designed for gamers, typists, programmers, and writers. It features 87 keys with mechanical red switches, offering a linear and smooth typing experience with minimal resistance and a fast action without a tactile bump.

This keyboard boasts a classic charming blue LED backlight with 19 different illuminated light effects, including static and dynamic modes. All 87 keys are anti-ghosting, ensuring no conflicts and allowing multiple keys to work simultaneously for a reliable and high-speed connection. Its ergonomic design includes a stylish black and grey mash-up layout, double-shot injection non-slip suspension keycaps, and a splash-proof metal panel for durability. The keyboard also comes with extra red keycaps for customization and adjustable kickstand feet for comfortable typing angles.



Figure 1.1: MageGee MK-Star Mechanical Gaming Keyboard with blue LED backlight.

## 2. WHAT'S IN THE BOX

Upon unboxing your MageGee MK-Star Mechanical Gaming Keyboard, please ensure all the following items are present:

- MageGee Mechanical Keyboard x 1
- Extra 16 Red Keycaps x 1 set
- Instruction Manual x 1
- Key Puller x 1



Figure 2.1: Packaging contents of the MageGee MK-Star keyboard.

## 3. SETUP GUIDE

### 3.1 Connecting the Keyboard

1. Locate the USB 2.0 connector cable attached to the MageGee MK-Star keyboard.
2. Insert the USB connector into an available USB port on your computer (desktop PC, laptop, or gaming console).
3. The keyboard is plug-and-play; no additional drivers or software are required for basic functionality.

### 3.2 Compatibility

The MageGee MK-Star keyboard is compatible with a wide range of operating systems, including:

- Windows (2000, XP, ME, Vista, 7, 8)
- Linux
- Mac OS



Figure 3.1: Keyboard connected to a typical computer setup.

## 4. OPERATING INSTRUCTIONS

### 4.1 Mechanical Red Switches

The keyboard features mechanical red switches, known for their linear and smoother keystrokes. They produce a slight key sound without a tactile bump, allowing for fast action and making them ideal for rapid typing and gaming.



Figure 4.1: Detail of the mechanical red switches.

## 4.2 LED Backlight Control

The MageGee MK-Star keyboard comes with a classic blue LED backlight, offering approximately 19 different backlight modes (static and dynamic). You can customize the illumination using the following key combinations:

- **Fn + | (Backslash key):** Switch between different backlight modes.
- **Fn + ↑ (Up Arrow key):** Increase backlight brightness.
- **Fn + ↓ (Down Arrow key):** Decrease backlight brightness.
- **Fn + \_ (Minus/Underscore key):** Decrease backlight speed (for dynamic modes).
- **Fn + = (Equals/Plus key):** Increase backlight speed (for dynamic modes).





Figure 4.2: Backlight control keys and anti-scratch metal panel.

### 4.3 Multimedia Shortcut Keys

The keyboard includes 12 multimedia shortcut keys for convenient control over media playback and other functions. These are typically accessed by pressing the **Fn** key in combination with the corresponding F-keys (F1-F12).

# 12 MULTIMEDIA SHORTCUT KEYS

Designed for Unstoppable Gaming

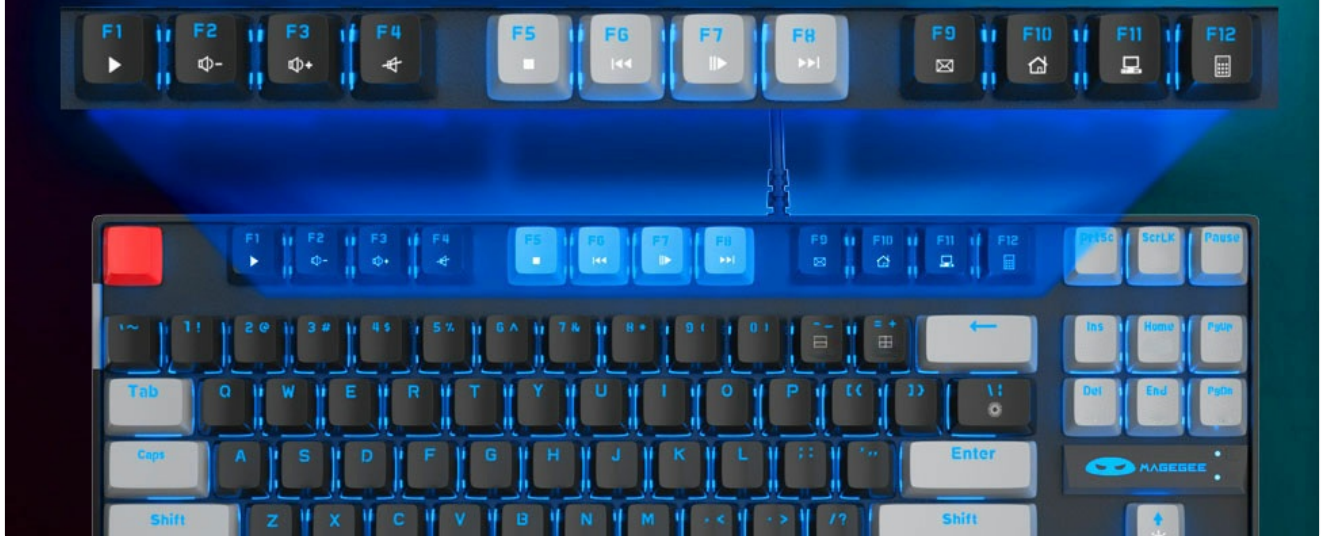


Figure 4.3: Location of multimedia shortcut keys.

## 4.4 Anti-Ghosting Feature

All 87 keys on the MageGee MK-Star keyboard feature full anti-ghosting. This means that every keypress is registered accurately, even when multiple keys are pressed simultaneously, which is crucial for fast-paced gaming and typing.



Figure 4.4: Anti-ghosting capability for all 87 keys.

## 4.5 Ergonomic Design and Customization

The keyboard's 75% layout is compact and space-saving. It includes double kickstand feet for adjusting the typing angle to your preference, enhancing ergonomic comfort during extended use. The package also includes 16 extra red keycaps, allowing for personalized aesthetic customization.





Figure 4.5: Compact 75% layout for space saving.





Figure 4.6: Double kickstand feet for ergonomic adjustment.



Figure 4.7: Fashion contrast color design with included red keycaps.



Figure 4.8: Keycap removal for customization or cleaning.

## 5. MAINTENANCE AND CARE

To ensure the longevity and optimal performance of your MageGee MK-Star keyboard, follow these maintenance

guidelines:

- **Cleaning:** Regularly clean the keyboard to prevent dust and debris buildup. Use a soft, dry cloth for general cleaning. For deeper cleaning, you may use a can of compressed air to remove particles from between the keys.
- **Keycap Cleaning:** Keycaps can be removed using the provided key puller for thorough cleaning. Clean them with a mild soap solution and water, then ensure they are completely dry before reattaching.
- **Spill Prevention:** While the keyboard has a splash-proof design, avoid direct exposure to liquids. In case of a spill, immediately disconnect the keyboard from your computer and allow it to dry completely before reconnecting.
- **Storage:** When not in use for extended periods, store the keyboard in a dry, dust-free environment.

## 6. TROUBLESHOOTING

If you encounter any issues with your MageGee MK-Star keyboard, please refer to the following common troubleshooting steps:

Problem	Possible Cause	Solution
Keyboard not responding	Loose USB connection; Faulty USB port; Driver issue (rare for plug-and-play)	<div>1. Ensure the USB cable is securely plugged into both the keyboard and the computer.</div> <div>2. Try plugging the keyboard into a different USB port on your computer.</div> <div>3. Restart your computer.</div>
Backlight not working or stuck	Backlight turned off; Software glitch	<div>1. Press <b>Fn +  </b> to cycle through backlight modes and ensure it's not turned off.</div> <div>2. Adjust brightness using <b>Fn + ↑/↓</b>.</div> <div>3. Disconnect and reconnect the keyboard.</div>
Keys not registering (specific keys)	Debris under keycap; Damaged switch	<div>1. Remove the keycap using the key puller and check for any obstructions. Clean thoroughly.</div> <div>2. If the issue persists after cleaning, the switch may be damaged. Contact customer support.</div>

## 7. PRODUCT SPECIFICATIONS

Feature	Detail
Brand	MageGee
Model Number	MK-Star
Product Dimensions	13.98 x 5.04 x 1.4 inches (35.5cm x 12.8cm x 3.6cm)
Item Weight	2.31 pounds

Feature	Detail
Number of Keys	87
Switch Type	Mechanical Red Switch
Connectivity Technology	USB 2.0 (Wired)
Backlight Color	Blue LED (Single Color)
Backlight Modes	Approx. 19 types
Special Features	Backlit, Ergonomic, Full Anti-Ghosting, Splash-proof, Durable Metal Panel
Compatible Devices	Gaming Console, Laptop, PC



Figure 7.1: Keyboard dimensions.



## 8. WARRANTY INFORMATION

MageGee products are manufactured to the highest quality standards. This product comes with a limited warranty against defects in materials and workmanship from the date of purchase. Please retain your proof of purchase for warranty claims.

The warranty does not cover damage caused by accident, abuse, misuse, natural disaster, or unauthorized modification or repair. For specific warranty terms and conditions, please refer to the official MageGee website or contact customer support.




## 9. CUSTOMER SUPPORT




For further assistance, technical support, or inquiries regarding your MageGee MK-Star Mechanical Gaming Keyboard, please contact our customer support team through the following channels:

- **Official Website:** Visit the MageGee official website for FAQs, driver downloads (if applicable), and support resources.
- **Email Support:** Refer to the contact information provided on the product packaging or the official website for email support.
- **Online Store:** You can also visit the [MageGee Store on Amazon](#) for product information and customer service options.

Our support team is dedicated to providing prompt and helpful assistance.

### Related Documents - MK-Star

	<a href="#">MageGee MK-MINI PLUS Mechanical Keyboard User Guide and FCC Statement</a> Comprehensive user guide for the MageGee MK-MINI PLUS Mechanical Keyboard, covering features, specifications, product quality assurance, and FCC compliance information. Includes instructions for wired and Bluetooth modes, key functions, and troubleshooting.
	<a href="#">MageGee SKY87 Mechanical Keyboard User Guide and Warranty</a> Comprehensive user guide for the MageGee SKY87 Mechanical Keyboard, detailing its features, multi-function keys, lighting effects, and warranty information. Includes product specifications and troubleshooting tips.
	<a href="#">MAGEGEE MK-STAR75 Mechanical Keyboard User Guide</a> This user guide provides comprehensive details for the MAGEGEE MK-STAR75 Mechanical Keyboard, covering its features like N-key rollover, ergonomic design, and cool lighting, along with multimedia and combination key functions. Specifications and after-sale service information are also included.

	<p><a href="#">MageGee MK-BOX Mechanical Keyboard User Guide</a></p> <p>A comprehensive user guide for the MageGee MK-BOX Mechanical Keyboard, detailing its features, specifications, and combination key instructions. Includes information on magnetic switches, hot-swappable capabilities, RGB lighting, and driver usage.</p>
	<p><a href="#">MageGee MK-STAR 61 Mechanical Keyboard User Guide</a></p> <p>Comprehensive user guide for the MageGee MK-STAR 61 mechanical keyboard, covering warranty information, customer details, keyboard features, function key operations, product instructions, specifications, and important precautions.</p>
	<p><a href="#">MageGee K1 Keyboard and Mouse User Manual</a></p> <p>Comprehensive user manual for the MageGee K1 keyboard and mouse, detailing features, specifications, multimedia key functions, combination key instructions, and warranty information.</p>