

[manuals.plus](#) /

› [Yaheetech](#) /

› [Yaheetech Outdoor Potting Bench Table User Manual](#)

Yaheetech YT-00105547VC

Yaheetech Outdoor Potting Bench Table User Manual

Model: YT-00105547VC

1. PRODUCT OVERVIEW

The Yaheetech Outdoor Potting Bench Table is a versatile garden workstation designed to enhance your gardening experience. Constructed from 100% fir wood, it features a durable metal tabletop, ample storage, and convenient design elements for various horticultural tasks. This potting bench is ideal for transplanting, potting, and organizing your gardening tools and supplies.



Image: The Yaheetech Outdoor Potting Bench Table, showcasing its design and functionality in an outdoor environment.

2. FEATURES

- **Premium Fir Wood Construction:** Made of 100% fir wood, ensuring durability and safety for handling edible plants. The solid structure supports up to 100 kg (220 lb) on the tabletop and 80 kg (176 lb) on the bottom shelf and cabinet.
- **Metal Tabletop for Easy Cleaning:** The galvanized metal tabletop offers superior water resistance and durability compared to wood. It can be easily washed or wiped clean, preventing dirt from settling into wood grains and extending

the product's lifespan.

- **Ergonomic Design:** Designed at a comfortable waist-height to reduce strain and soreness from bending during gardening tasks.
- **Thoughtful Storage Solutions:**
 - **Handy Side Hooks:** Includes 3 side hooks for convenient hanging of tools like scissors, shovels, or bags.
 - **Elevated Rack/Top Shelf:** An upper shelf provides space for finished work, small plants, or frequently used tools, maximizing the main tabletop area.
 - **Drawer:** A smooth-pulling drawer offers a convenient enclosed space for smaller tools and accessories.
 - **Cabinet:** A roomy cabinet provides enclosed storage for larger items or supplies.
 - **Slatted Bottom Shelf:** Located at a lower position, offering generous, airy storage for larger items like watering cans or soil bags.
- **Raised Tabletop Edges:** Prevents items from falling off the work surface.



Image: Close-up of the potting bench highlighting its key features: handy side hooks, galvanized iron sheet tabletop, slatted shelf, easy accessible drawer, and roomy cabinet.

Built-in storage

Shelves/hooks for small/big plants/buckets towels, cabinet for fertilizers, drawer for scissors/memos, etc.



Built-in Drawer



3 Side hooks



Roomy cabinet



Image: Visual representation of the built-in storage options, including the drawer, side hooks, and cabinet, demonstrating their utility for gardening supplies.

3. SETUP AND ASSEMBLY

Assembly of the Yaheetech Outdoor Potting Bench Table is required. Please refer to the comprehensive installation manual provided with your product for detailed step-by-step instructions, diagrams, and a complete list of parts and hardware. Ensure all components are present and undamaged before beginning assembly.

For optimal stability, assemble the unit on a flat, level surface. It is recommended to have two people for assembly to ensure proper alignment and secure fastening of all parts.

Your browser does not support the video tag.

Video: An official Yaheetech video showcasing the assembled potting bench and its various features, demonstrating its sturdy construction and versatile usage in an outdoor setting.

4. OPERATING INSTRUCTIONS

The potting bench is designed for ease of use in various gardening activities. Utilize the metal tabletop for potting plants, mixing soil, or performing other tasks that require a cleanable and durable surface. The waist-height design minimizes bending, promoting a more comfortable and efficient workflow.

- **Work Surface:** Use the galvanized metal tabletop for all potting and transplanting needs. Its smooth surface allows for easy cleanup of soil and debris.
- **Tool Organization:** Hang frequently used hand tools on the side hooks for quick access. Store smaller items like seed packets or labels in the pull-out drawer.
- **Material Storage:** The spacious cabinet and slatted bottom shelf are ideal for storing larger bags of soil, empty pots, watering cans, or other gardening essentials, keeping your workspace tidy.
- **Plant Display:** The elevated top shelf can be used to temporarily place potted plants or display decorative items, freeing up space on the main work surface.

5. MAINTENANCE

Regular maintenance will ensure the longevity and optimal performance of your Yaheetech Potting Bench Table.

- **Cleaning the Metal Top:** After each use, wipe the galvanized metal tabletop clean with a damp cloth. For stubborn dirt, use mild soap and water. Rinse thoroughly and dry to prevent water spots.
- **Wood Care:** While the fir wood is durable, prolonged exposure to harsh weather conditions can affect its appearance and integrity. To maintain the wood's condition and extend its lifespan, consider applying a wood sealer or protective coating periodically, especially if the bench is exposed to direct sunlight or rain.
- **General Cleaning:** Wipe down all wooden surfaces with a damp cloth as needed. Avoid using abrasive cleaners that could damage the finish.
- **Hardware Check:** Periodically check all screws and bolts to ensure they are tight. Tighten any loose fasteners to maintain structural stability.

Galvanized metal sheet

Planting table will help reduce accidental scratches and water/dirt erosion on top.



Image: A detailed view of the galvanized metal tabletop, emphasizing its smooth, easy-to-clean surface, ideal for gardening tasks.

6. TROUBLESHOOTING







If you encounter any issues with your potting bench, please refer to the following common solutions:

Problem	Possible Cause	Solution
Wobbling/Instability	Loose fasteners; uneven surface.	Ensure all screws and bolts are tightened. Move the bench to a level surface.
Drawer/Cabinet sticking	Debris in tracks; wood expansion/contraction.	Clean tracks of any dirt. If wood has expanded due to moisture, allow it to dry or apply a thin layer of wax to the sliding surfaces.
Wood discoloration/wear	Prolonged exposure to elements.	Apply a suitable outdoor wood sealer or paint to protect and restore the finish.

7. SPECIFICATIONS

Attribute	Detail
Brand	Yaheetech
Model Number	YT-00105547VC
Material	100% Fir Wood, Galvanized Metal Tabletop
Product Dimensions (D x W x H)	18.5"D x 44"W x 49.5"H
Item Weight	38.5 Pounds
Load Capacity (Tabletop)	220 lb (100 kg)
Load Capacity (Bottom Shelf & Cabinet)	176 lb (80 kg)
Color	Light Green
Assembly Required	Yes
Country of Origin	China

Related Documents - YT-00105547VC

<div><div>Yaheetech</div><div>592332</div><div></div><div><p>1. Please read the instruction manual carefully before assembly.</p><p>2. The bench is made of high-quality solid wood, which is durable and sturdy.</p><p>3. The sliding tabletop can be adjusted to different heights to meet your needs.</p><p>4. The bench has a built-in storage compartment for tools and pots.</p><p>5. The bench is easy to assemble and disassemble.</p><p>6. The bench is suitable for indoor and outdoor use.</p></div><div>1/2</div></div>	<p>Yaheetech 592332 Wooden Potting Bench with Sliding Tabletop - Assembly Instructions</p> <p>Detailed assembly instructions for the Yaheetech 592332 Wooden Potting Bench with Sliding Tabletop, including parts list, hardware, and step-by-step guidance for garden use.</p>
<div><div>610922</div><div></div><div><p>1. Please read the instruction manual carefully before assembly.</p><p>2. The bench is made of high-quality solid wood, which is durable and sturdy.</p><p>3. The bench has a built-in storage compartment for tools and pots.</p><p>4. The bench is easy to assemble and disassemble.</p><p>5. The bench is suitable for indoor and outdoor use.</p></div><div>1/2</div></div>	<p>Yaheetech 610922 Fir Wood Potting Bench Assembly Instructions</p> <p>Comprehensive assembly guide for the Yaheetech 610922 Fir Wood Potting Bench. Includes parts list, step-by-step instructions, safety information, and contact details.</p>
<div><div>Yaheetech</div><div>614427</div><div></div><div><p>1. Please read the instruction manual carefully before assembly.</p><p>2. The bench is made of high-quality solid wood, which is durable and sturdy.</p><p>3. The bench has a built-in storage compartment for tools and pots.</p><p>4. The bench is easy to assemble and disassemble.</p><p>5. The bench is suitable for indoor and outdoor use.</p></div><div>1/2</div></div>	<p>Yaheetech 614427 Outdoor Potting Bench Assembly Instructions</p> <p>Comprehensive assembly guide for the Yaheetech 614427 Outdoor Potting Bench. Includes parts list, step-by-step instructions, and important safety information for garden and patio use.</p>
<div><div>Yaheetech</div><div>610923</div><div></div><div><p>1. Please read the instruction manual carefully before assembly.</p><p>2. The bench is made of high-quality solid wood, which is durable and sturdy.</p><p>3. The bench has a built-in storage compartment for tools and pots.</p><p>4. The bench is easy to assemble and disassemble.</p><p>5. The bench is suitable for indoor and outdoor use.</p></div><div>1/2</div></div>	<p>Yaheetech Potting Bench Assembly Instructions - Model 610923</p> <p>Concise assembly instructions and safety guidelines for the Yaheetech Potting Bench, Model # 610923. Includes a detailed parts list, step-by-step assembly guidance, and product care information.</p>
<div><div>Yaheetech</div><div>615158</div><div></div><div><p>1. Please read the instruction manual carefully before assembly.</p><p>2. The cart is made of high-quality solid wood, which is durable and sturdy.</p><p>3. The cart has a built-in storage compartment for tools and pots.</p><p>4. The cart is easy to assemble and disassemble.</p><p>5. The cart is suitable for indoor and outdoor use.</p></div><div>1/2</div></div>	<p>Yaheetech 615158 Kitchen Island Cart Assembly Instructions</p> <p>Detailed assembly guide for the Yaheetech 615158 Kitchen Island Cart on Wheels. Includes parts list, step-by-step instructions, and care information.</p>
<div><div>Yaheetech</div><div>614123</div><div></div><div><p>1. Please read the instruction manual carefully before assembly.</p><p>2. The island is made of high-quality solid wood, which is durable and sturdy.</p><p>3. The island has a built-in storage compartment for tools and pots.</p><p>4. The island is easy to assemble and disassemble.</p><p>5. The island is suitable for indoor and outdoor use.</p></div><div>1/2</div></div>	<p>Yaheetech 614123 Kitchen Island Assembly Instructions</p> <p>Detailed assembly instructions for the Yaheetech 614123 kitchen island, a rolling storage trolley with extendable tabletop and multiple storage options.</p>