

Timex TW2U86200VQ

Timex x Peanuts Waterbury Standard 40mm Watch User Manual

Model: TW2U86200VQ

INTRODUCTION

This manual provides instructions for the setup, operation, maintenance, and troubleshooting of your Timex x Peanuts Waterbury Standard 40mm Watch (Model TW2U86200VQ). Please read this manual thoroughly to ensure proper use and care of your timepiece.



Image 1: Front view of the Timex x Peanuts Waterbury Standard 40mm Watch. The watch features a cream dial with Snoopy and Woodstock amidst fall leaves, Arabic numerals, and a brown leather strap.

SETUP

Setting the Time

1. Pull the crown (the small knob on the side of the watch case) out to the furthest position.
2. Turn the crown clockwise or counter-clockwise to move the hands and set the correct time.
3. Once the time is set, push the crown back into its original position to start the watch.

Adjusting the Strap

The watch features an adjustable 20mm genuine leather strap with quick-release spring bars. To adjust the fit, use the buckle to select the appropriate hole on the strap for your wrist circumference (up to 8 inches).





Image 2: Back view of the watch, illustrating the brown leather strap and its buckle mechanism.

OPERATING YOUR WATCH

Indiglo Night-Light Feature

Your Timex watch is equipped with the Indiglo night-light. To activate the Indiglo feature, press and hold the crown. The entire watch dial will illuminate for easy reading in low-light conditions.

Water Resistance

This watch is water resistant to 30 meters (100 feet). This means it is suitable for splashes or brief immersion in water, such as washing hands or light rain. It is **not** suitable for swimming, bathing, or diving. Do not operate the crown while the watch is wet or submerged.

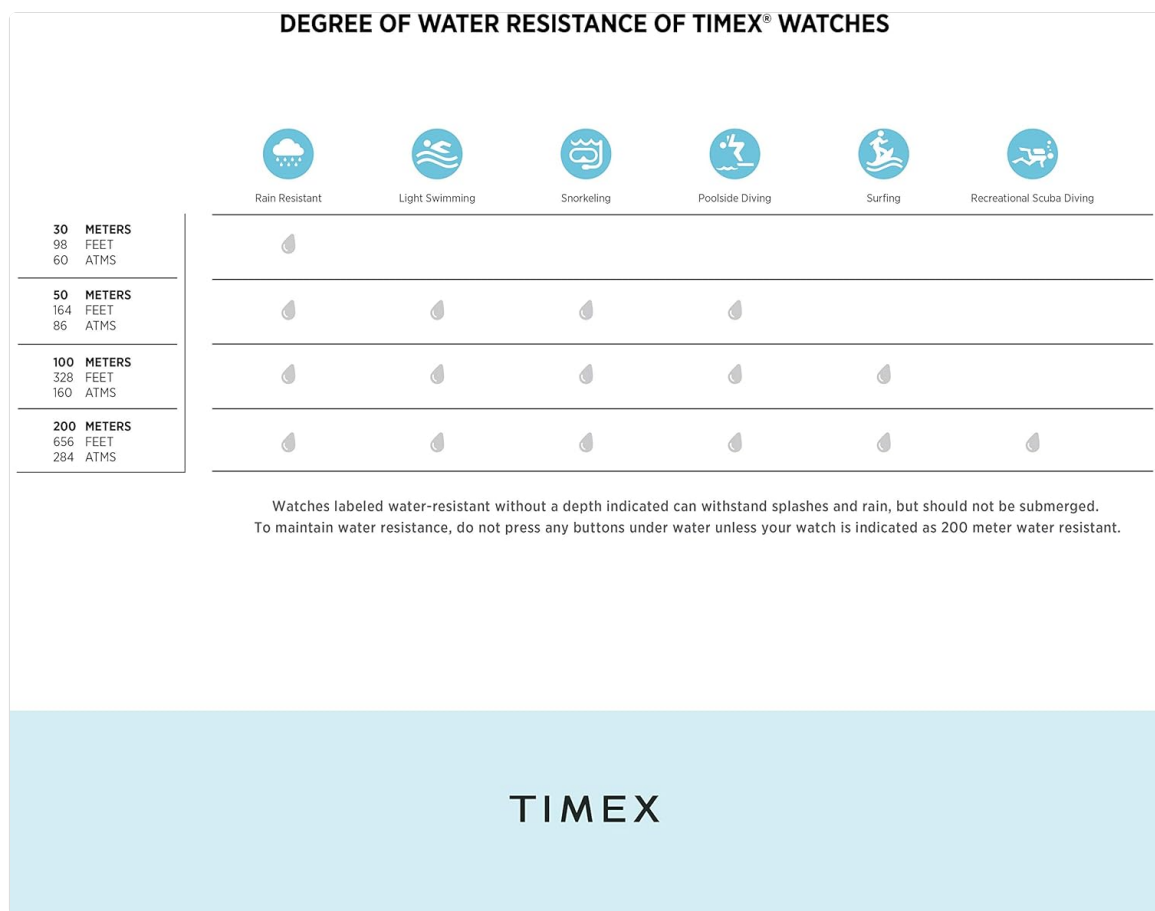


Image 3: Timex Water Resistance Chart. This chart visually explains the appropriate activities for various water resistance ratings. For 30 meters, it indicates suitability for rain and splashes, but not swimming or bathing.

MAINTENANCE AND CARE

General Care

- Clean your watch regularly with a soft, dry cloth.
- Avoid exposing the watch to extreme temperatures, direct sunlight for prolonged periods, or strong magnetic fields.
- Avoid contact with chemicals, solvents, and detergents, as these can damage the watch case, strap, or seals.

Battery Replacement

Your watch uses one Lithium Metal battery (CR 2016 CELL). When the battery needs replacement, it is recommended to have it replaced by a qualified watch technician to ensure the water resistance seal is maintained. Attempting to replace the battery yourself may void the warranty and compromise the watch's water resistance.



Image 4: Close-up of the watch's stainless steel back, indicating the battery type (CR 2016 CELL) and water resistance rating.

TROUBLESHOOTING

- **Watch not running:** Ensure the crown is fully pushed in. If it still does not run, the battery may need replacement.
- **Indiglo not working:** Check if the battery needs replacement. If the battery is new, ensure the crown is pressed firmly.
- **Condensation under crystal:** This may indicate a loss of water resistance. Avoid further contact with water and have the watch inspected by a professional.

For issues not covered here, please contact Timex customer support.

SPECIFICATIONS

Model Number	TW2U86200VQ
Case Diameter	40mm
Case Material	Stainless Steel

Crystal Material	Mineral Glass
Strap Material	Genuine Leather
Strap Width	20mm
Water Resistance	30 meters (100 feet)
Battery Type	CR 2016 Lithium Metal (included)
Weight	1.76 ounces
First Available Date	June 15, 2021

WARRANTY INFORMATION




Warranty details for your Timex watch are typically provided with the product packaging or can be found on the official Timex website. Please refer to these resources for specific terms and conditions regarding your watch's warranty coverage.




CUSTOMER SUPPORT

For further assistance, technical support, or inquiries regarding your Timex x Peanuts Waterbury Standard 40mm Watch, please visit the official Timex website or contact their customer service department directly.

Official Timex Website: www.timex.com

Related Documents - TW2U86200VQ

	<p>Руководство по эксплуатации часов Timex</p> <p>Подробное руководство по эксплуатации часов Timex, охватывающее настройку времени, использование хронографа, водонепроницаемость, регулировку браслета и функции подсветки INDIGLO® для различных механизмов Timex.</p>
	<p>Timex Analog Watch User Manual - Features, Settings, and Care</p> <p>Comprehensive user guide for Timex Analog watches, covering setup, features like INDIGLO® Night-Light, water resistance, alarms, perpetual calendar, and maintenance. Available in multiple languages.</p>
	<p>Timex Kids Digital Watch User Guide - Operation and Features</p> <p>Comprehensive user guide for the Timex Kids digital watch (model 791-095007). Covers features, basic operations, setting time and date, chronograph, alarm, timer, INDIGLO night light, water resistance, strap adjustments, battery information, and warranty details.</p>

	<p>Timex Atelier Marine M1a User Manual and International Warranty</p> <p>Comprehensive user manual and international warranty details for the Timex Atelier Marine M1a watch. Includes product specifications, instructions for setting the time and adjusting the bracelet, and warranty coverage information.</p>
	<p>Timex Ironman 50-Lap Watch User Manual</p> <p>Comprehensive user manual for the Timex Ironman 50-Lap watch, detailing features, operations, and maintenance for optimal use.</p>
	<p>Timex Watch User Manual and International Warranty</p> <p>Comprehensive guide to Timex watches, including operating instructions, water resistance details, battery replacement, and international warranty information. Features INDIGLO night-light and strap adjustment for Timex Kids and Timex Jr. models.</p>