

Manuals+

[Q & A](#) | [Deep Search](#) | [Upload](#)

manuals.plus /

- › [Timex](#) /
- › [Timex Expedition Scout 40mm Men's Analog Watch User Manual](#)

Timex TW4B247009J

Timex Expedition Scout 40mm Men's Analog Watch User Manual

Model: TW4B247009J | Brand: Timex

INTRODUCTION

The Timex Expedition Scout 40mm Analog Watch is a reliable and durable timepiece designed for everyday use and outdoor adventures. It features a classic analog display with 12 or 24-hour time, a date feature, and luminous hands for visibility in low light conditions. Built with a robust brass case and mineral glass face, this watch is engineered to withstand various environments.





Front view of the Timex Expedition Scout 40mm Analog Watch, showcasing its tan strap, gunmetal case, and gray dial with luminous hands and Arabic numerals.

SETUP

Setting Time and Date

1. **Pull out the crown:** Gently pull the crown (the knob on the side of the watch) to its outermost position. This will stop the second hand.
2. **Set the time:** Rotate the crown clockwise or counter-clockwise to set the hour and minute hands to the desired time. Ensure you account for AM/PM if setting the date.
3. **Set the date:** Push the crown in one click to the middle position. Rotate the crown to adjust the date in the date window. If the date changes at noon, you are in the PM cycle; adjust accordingly.
4. **Push in the crown:** Once the time and date are set, push the crown fully back into its original position against the watch case. The second hand will resume movement.







Rear view of the Timex Expedition Scout 40mm Analog Watch, showing the watch case back and the strap buckle. The crown for setting time and date is visible on the side.

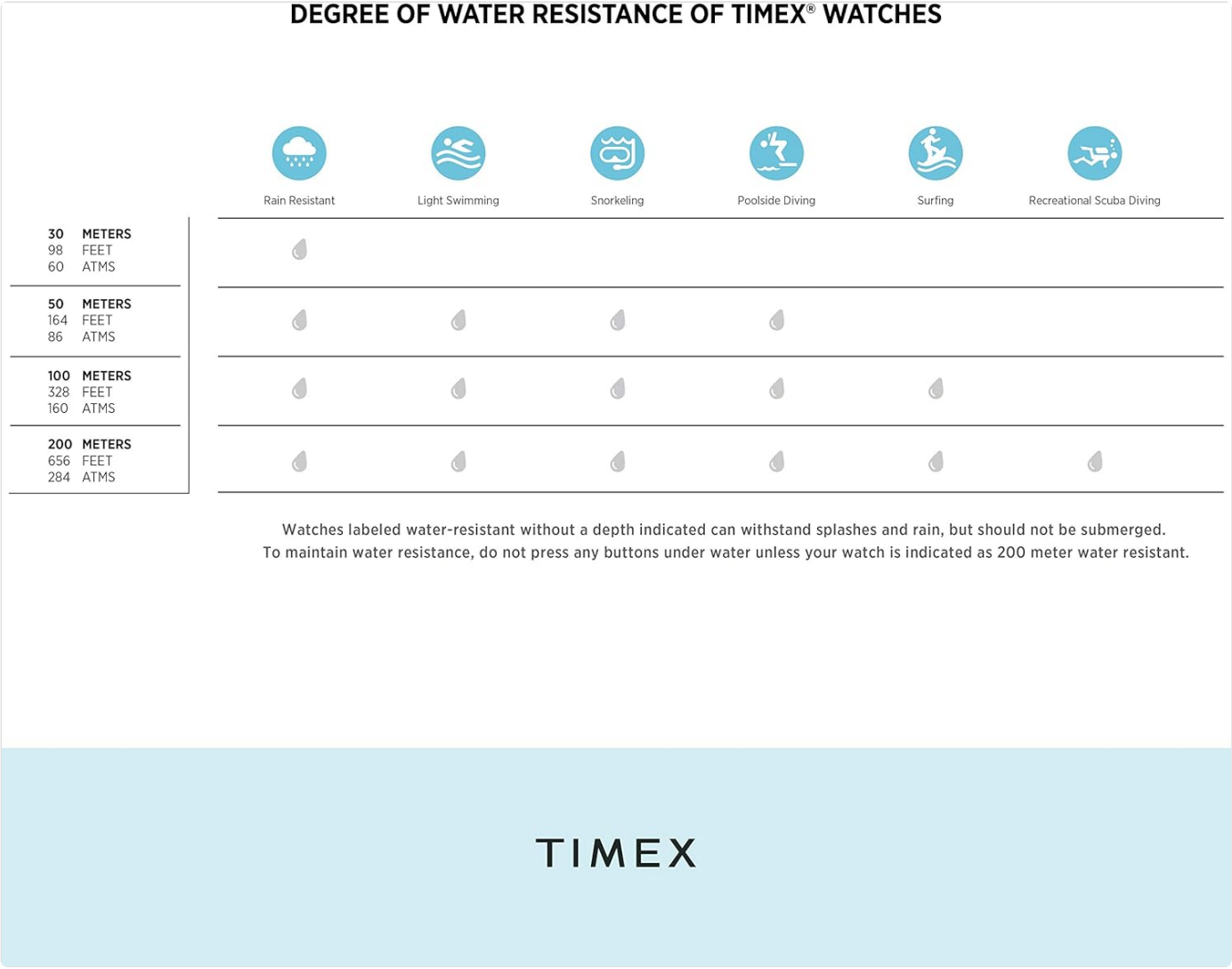
OPERATING FEATURES

Indiglo Night-Light

The Timex Expedition Scout features an Indiglo night-light for easy time reading in low-light conditions. To activate, simply press and hold the crown. The entire dial will illuminate with a soft, blue-green glow.

Water Resistance (50M)

This watch is water resistant to 50 meters (165 feet). This means it is generally suitable for short periods of recreational swimming. **It is not suitable for diving or snorkeling.** To maintain water resistance, do not press any buttons under water unless your watch is indicated as 200 meter water resistant.



A chart illustrating the degree of water resistance for Timex watches, showing that 50M is suitable for light swimming but not diving.

MAINTENANCE

- **Cleaning:** Wipe the watch case and strap with a soft, damp cloth. For the leather strap, avoid excessive moisture.
- **Battery:** The watch uses 1 Lithium Ion battery (included). Battery replacement should be performed by a qualified watch technician to ensure water resistance is maintained.
- **Storage:** Store your watch in a cool, dry place away from direct sunlight and extreme temperatures.
- **Strap Care:** The adjustable tan leather strap is durable. To prolong its life, avoid prolonged exposure to water and harsh chemicals.

TROUBLESHOOTING

Problem	Possible Cause	Solution
Watch not keeping time	Low battery or crown not fully pushed in.	Ensure crown is fully pushed in. If issue persists, battery may need replacement.
Date not changing correctly	Date set incorrectly (AM/PM cycle).	Adjust the time past 12 AM/PM to correct the date cycle.
Indiglo not working	Low battery.	Battery may need replacement.







SPECIFICATIONS

- **Model Number:** TW4B247009J
- **Case Diameter:** 40mm
- **Case Material:** Brass
- **Crystal Material:** Mineral Glass
- **Strap Width:** 20mm
- **Water Resistance:** 50 meters (165 feet)
- **Movement:** Quartz Analog
- **Battery Type:** 1 Lithium Ion battery (included)
- **Luminous Features:** Luminous hands, Indiglo night-light

WARRANTY & SUPPORT

For detailed warranty information and customer support, please refer to the official Timex website or the documents provided with your purchase.

- [Installation Manual \(PDF\)](#)
- [User Guide \(PDF\)](#)
- [User Manual \(PDF\)](#)

	<p>Timex LCD Analog Watch User Manual and Guide</p> <p>Comprehensive user manual and guide for the Timex LCD Analog watch, covering features, operations, settings, water resistance, battery information, and warranty. Includes instructions for time, dual time, alarm, timer, stopwatch, and more.</p>
	<p>Timex Expedition World Time Digital Watch User Manual</p> <p>Comprehensive user guide for the Timex Expedition World Time Digital watch, detailing all functions, settings, and features including time, date, world time, chronograph, countdown timer, alarms, INDIGLO® night-light, water resistance, and battery information.</p>
	<p>Timex Analog Watch User Manual - Features, Settings, and Care</p> <p>Comprehensive user guide for Timex Analog watches, covering setup, features like INDIGLO® Night-Light, water resistance, alarms, perpetual calendar, and maintenance. Available in multiple languages.</p>
	<p>Timex Expedition Digital Watch User Guide</p> <p>Comprehensive user guide for the Timex Expedition Digital watch, detailing functions, basic operations, time/date settings, alarms, timers, chronographs, INDIGLO® night-light, water and shock resistance, and warranty information.</p>
	<p>Timex Expedition North Slack Tide Watch User Guide</p> <p>This user guide provides detailed instructions for setting and operating the Timex Expedition North Slack Tide watch, including time, date, and tide cycle hand adjustments, as well as information on water resistance, shock resistance, warranty, and battery care.</p>
	<p>Timex Watch User Manual and Warranty Information</p> <p>A comprehensive guide for Timex watches, covering setup, operation, features like INDIGLO night-light, bracelet adjustment, water and shock resistance, battery care, and international warranty details.</p>