

Final D8000 Pro

Final Audio D8000 Pro Edition Over-Ear Headphones User Manual

Model: D8000 Pro

INTRODUCTION

Thank you for choosing the Final Audio D8000 Pro Edition Over-Ear Headphones. These headphones are engineered for professional use, offering high clarity sound reproduction. This manual provides essential information for setup, operation, maintenance, and troubleshooting to ensure optimal performance and longevity of your headphones.





Image: Final Audio D8000 Pro Edition Over-Ear Headphones. This image displays the silver-colored over-ear headphones with black earcups and headband, showcasing their premium design and construction.

PACKAGE CONTENTS

Ensure all items are present before proceeding with setup:

- Final Audio D8000 Pro Edition Over-Ear Headphones
- Storage Case (Aluminum magnesium alloy)
- Audio Cable with 1/4" (6.35mm) plug
- Audio Cable with 1/8" (3.5mm) plug
- User Manual (this document)

SETUP

1. **Unpacking:** Carefully remove the headphones and accessories from their packaging.
2. **Cable Connection:**
Select the appropriate audio cable (1/4" or 1/8" plug) for your audio source. Connect the smaller end of the cable to the input jack located on the bottom of the left earcup. Ensure a secure connection.
3. **Connecting to Audio Source:**

Plug the other end of the audio cable into the headphone output of your audio device (e.g., amplifier, audio interface, smartphone, computer). Compatible devices include cellphones, desktops, laptops, and tablets.

4. **Adjusting Fit:**

Place the headphones on your head. Adjust the headband length by sliding the earcups up or down until they rest comfortably over your ears. The earcups should fully enclose your ears for optimal sound isolation and comfort.

OPERATING INSTRUCTIONS

The Final Audio D8000 Pro Edition headphones are designed for straightforward operation.

- 1. **Power On/Off:** These are passive headphones and do not require external power. They operate as soon as they are connected to an active audio source.
- 2. **Volume Control:** Adjust the volume directly from your connected audio source. Start with a low volume and gradually increase it to a comfortable listening level.
- 3. **Listening Environment:** For the best audio experience, use the headphones in a quiet environment. The over-ear design provides passive noise isolation.
- 4. **Safe Listening:** Avoid listening at excessively high volumes for prolonged periods to prevent hearing damage.

MAINTENANCE AND CARE

Proper maintenance ensures the longevity and performance of your D8000 Pro Edition headphones.

- **Cleaning:** Use a soft, dry cloth to wipe the headphones. For ear pads, gently wipe with a slightly damp cloth if necessary, and allow to air dry completely. Do not use harsh chemicals or abrasive cleaners.
- **Storage:** When not in use, store the headphones in the provided aluminum magnesium alloy carrying case to protect them from dust, scratches, and impacts.
- **Cable Care:** Avoid sharply bending or twisting the audio cables. Disconnect cables by gripping the plug, not the cable itself.
- **Environmental Conditions:** Keep the headphones away from extreme temperatures, direct sunlight, and high humidity. These headphones are not water resistant.
- **Handling:** Handle the headphones with care. Avoid dropping them or subjecting them to strong impacts.

TROUBLESHOOTING

Problem	Possible Cause	Solution
No sound or low volume	Cable not fully connected Audio source volume too low Incorrect audio source selected Faulty cable	Ensure cable is securely plugged into both headphones and audio source. Increase volume on your audio device. Verify the correct audio output is selected on your device. Try a different audio cable if available.
Distorted sound	Volume too high Poor audio source quality Damaged cable	Reduce volume on your audio device. Test with a different audio source or higher quality audio files. Inspect the cable for damage; replace if necessary.

Problem	Possible Cause	Solution
Headphones uncomfortable	Improper fit	Adjust the headband and earcup position for a comfortable, secure fit.

SPECIFICATIONS

- Model Name:** D8000 Pro Edition
- Brand:** Final
- Connectivity:** Wired
- Driver Type:** Planar Magnetic Driver (Air Film Damping System - AFDS)
- Frequency Range:** 20 Hz - 20,000 Hz
- Ear Placement:** Over-Ear
- Form Factor:** Over Ear
- Headphones Jack:** 3.5 mm (1/8") and 6.35 mm (1/4") compatible (via included cables)
- Material:** Aluminum (headphone body), Aluminum magnesium alloy (carrying case)
- Weight:** Approximately 3 pounds (1.36 kg)
- Special Features:** Includes storage case and two audio cables (1/4" and 1/8" plugs).
- Water Resistance:** Not Water Resistant
- Manufacturer:** Final Audio
- UPC:** 811178020161

WARRANTY AND SUPPORT



For warranty information and customer support, please refer to the official Final Audio website or contact your authorized dealer. Keep your proof of purchase for warranty claims.





Manufacturer: Final Audio, Kawasaki, Japan.



© 2023 Final Audio. All rights reserved.

Related Documents - D8000 Pro

	<p>Final ZE3000 True Wireless Earphones: Hi-Fi Sound, Comfort, and Advanced Technology</p> <p>Explore the Final ZE3000, a true wireless earphone engineered for Hi-Fi sound quality, exceptional comfort, and advanced features like f-Core for Wireless driver technology, aptX Adaptive, and IPX4 water resistance. Discover the design philosophy and technical innovations behind these premium earphones.</p>
	<p>final UX2000 Bluetooth Headphones User Manual</p> <p>Comprehensive user manual for the final UX2000 Bluetooth headphones, covering setup, features, troubleshooting, safety, and warranty information. Includes detailed instructions for pairing, ANC, media control, and maintenance.</p>

	<p>Final ZE3000 User Manual: Setup, Operation, and Troubleshooting</p> <p>A comprehensive guide to the Final ZE3000 true wireless stereo earphones, covering package contents, charging, pairing, touch controls, maintenance, warnings, and troubleshooting steps.</p>
	<p>Final KDT3000 Open-Ear Earphones User Manual</p> <p>Comprehensive user manual for the Final KDT3000 Open-Ear Earphones, covering safety precautions, usage guidelines, warranty information, and product specifications. Learn how to safely charge, use, and maintain your earphones.</p>
	<p>Final FI-TODPLTW TWS Bluetooth Earphone User Manual</p> <p>User guide for the Final FI-TODPLTW True Wireless Stereo (TWS) Bluetooth Earphones. Learn about setup, charging, pairing, fitting, touch controls, maintenance, and safety precautions.</p>
	<p>Final KDT3000 Open-Ear Earphones: Safety, Precautions, and Warranty</p> <p>Comprehensive guide to the Final KDT3000 Open-Ear Earphones, covering safety precautions, usage guidelines, and warranty information in multiple languages.</p>