



[Manuals.plus](#) /

> [SDTYYP](#) /

> LOKMAT C16 Smartwatch User Manual

## SDTYYP C16

# LOKMAT C16 Smartwatch User Manual

Model: C16

## 1. INTRODUCTION

Thank you for choosing the LOKMAT C16 Smartwatch. This device is designed to enhance your daily life with its advanced features, including health monitoring, fitness tracking, and smart notifications. Please read this manual carefully to understand the proper operation and maintenance of your new smartwatch.



Figure 1.1: Front view of the LOKMAT C16 Smartwatch, displaying the time and date.

## 2. PACKAGE CONTENTS

Ensure all items are present in the package:

- 1 x LOKMAT C16 Smartwatch

- 1 x Charging Cable
- 1 x User Manual

### 3. SPECIFICATIONS

<b>Processor</b>	NRF 52840
<b>Display</b>	1.7" IPS Full Screen (280 x 320 resolution)
<b>Battery Capacity</b>	350 mAh
<b>Dimensions</b>	50 x 43 x 12.7 mm
<b>Water Resistance</b>	3 ATM (30 meters deep)
<b>Connectivity</b>	Bluetooth 5.0
<b>Compatible OS</b>	Android 6.0 and above, iOS 9.0 and above
<b>Companion App</b>	Da Fit
<b>Case Material</b>	Plastic
<b>Strap Material</b>	Silicone Gel

## SMALL BODY, BIG ENERGY

The larger running memory, the smoother usage. The larger storage memory, the more storage space.

- nRF52840 CPU
- 128M large memory
- Bluetooth 5.0





Figure 3.1: Diagram illustrating the internal components of the LOKMAT C16 Smartwatch, highlighting the NRF52840 CPU and 128M memory.

## 4. SETUP GUIDE

### 4.1 Charging the Smartwatch

Before first use, fully charge your smartwatch. Connect the provided charging cable to the charging contacts on the back of the watch and plug the USB end into a power adapter (not included) or a computer's USB port.

- A full charge typically takes about 2 hours.
- The watch display will show a charging indicator.



The 350mAh battery, long endurance battery life,  
reducing the trouble of charging at any time



**350** mAh  
Battery capacity

**45** days  
Standby time

**10-15** days  
Usage time

Figure 4.1: Illustration of the LOKMAT C16 Smartwatch being charged, demonstrating its long battery life capabilities.

## 4.2 Installing the Da Fit App

To unlock the full functionality of your smartwatch, you need to install the 'Da Fit' application on your smartphone.

1. Scan the QR code provided in the quick start guide (if available) or search for "Da Fit" in your smartphone's app store (Google Play Store for Android, Apple App Store for iOS).
2. Download and install the app.
3. Ensure your smartphone's Bluetooth is enabled.

## 4.3 Pairing with Your Smartphone

Follow these steps to pair your LOKMAT C16 Smartwatch with the Da Fit app:

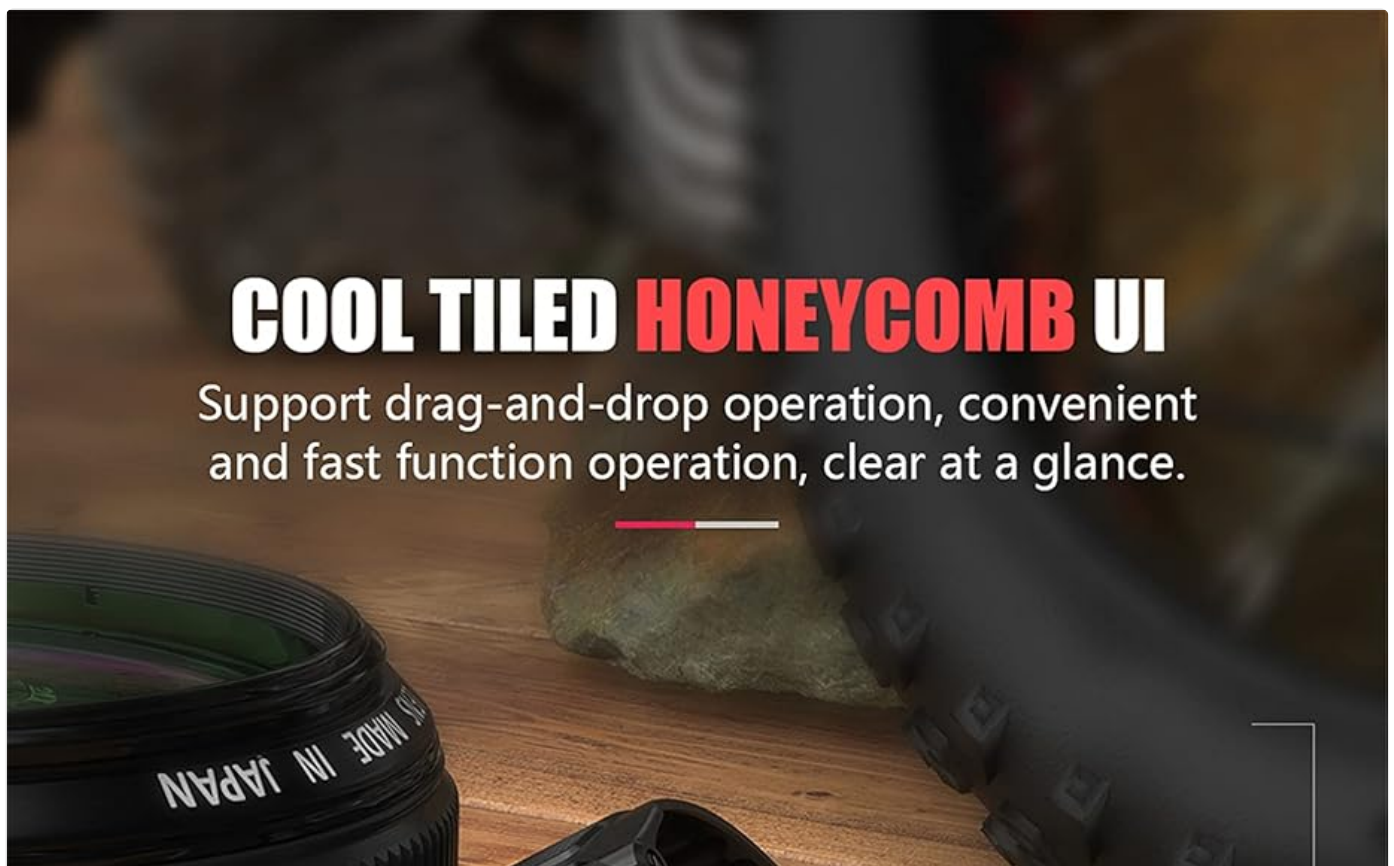
1. Open the 'Da Fit' app on your smartphone.
2. Follow the on-screen instructions to create an account or log in.
3. Navigate to the "Device" or "Add Device" section within the app.
4. The app will search for available devices. Select "C16" or "LOKMAT C16" from the list.
5. Confirm the pairing request on both your smartphone and the smartwatch if prompted.
6. Once successfully paired, the app will synchronize data with your watch.

## 5. OPERATING INSTRUCTIONS

### 5.1 Basic Navigation

The LOKMAT C16 Smartwatch features a touch screen and physical buttons for navigation.

- **Touch Screen:** Swipe left/right, up/down to navigate through menus and functions. Tap to select.
- **Power Button (Top Right):** Press to wake/sleep the screen. Long press to power on/off.
- **Back Button (Bottom Right):** Press to return to the previous screen or watch face.





- 20 Sports Modes (e.g., Walking, Running, Cycling, Basketball, Football, Climbing, Sit-ups, etc.)

- **Smart Notifications:**

- Call Reminders (with call rejection)
- Message Reminders (SMS, Twitter, Facebook, etc.)

- **Convenience Features:**

- Weather Display
- Camera Control
- Music Control
- Flashlight
- Theater Mode
- Stopwatch & Timer
- Alarm Clock
- Sedentary Reminder
- Breathing Training
- Brightness Adjustment
- Multiple Watch Faces (dynamic dials supported)

**SUPERIOR FUNCTION**

Built-in more functions, easy to wear,  
be along with a better life

Heart Rate    Call reminder

Pedometer    Message reminder

Blood pressure    Sleep monitor

Calories    Sedentary

3ATM    POWER

20000

2020-02-20

09:30

The advertisement features a black smartwatch with a digital display. The watch face shows a compass, a battery level indicator at 20000, the date 2020-02-20, and a large digital clock showing 09:30. The watch has a black strap with five oval-shaped cutouts. The background is black with white and red text and icons. The icons represent various features: a heart with a pulse line for Heart Rate, a phone with 'XXX' for Call reminder, a running figure for Pedometer, a speech bubble for Message reminder, a stopwatch for Blood pressure, a bed with a 'z' for Sleep monitor, a flame for Calories, and a person sitting at a desk for Sedentary.



Figure 5.2: Overview of the superior functions available on the LOKMAT C16 Smartwatch, including heart rate, call reminder, pedometer, and more.

## PERSONAL TRAINER, MULTIPLE SPORTS MODES

Multiple exercise modes, real-time access to check various exercise data. According to the exercise data, adjust the amount of exercise correctly.



Figure 5.3: The smartwatch interface showing various sports modes, indicating its capability as a personal trainer.

**THE PIONEER SMART WATCH WHICH SUPPORTS DYNAMIC DIALS, SUPPORT 4+1+1 DIALS.**

The heart moves at will, follow your mood to change the dial.



Figure 5.4: Examples of dynamic watch faces available for the LOKMAT C16 Smartwatch, allowing for personalization.

## 6. MAINTENANCE AND CARE

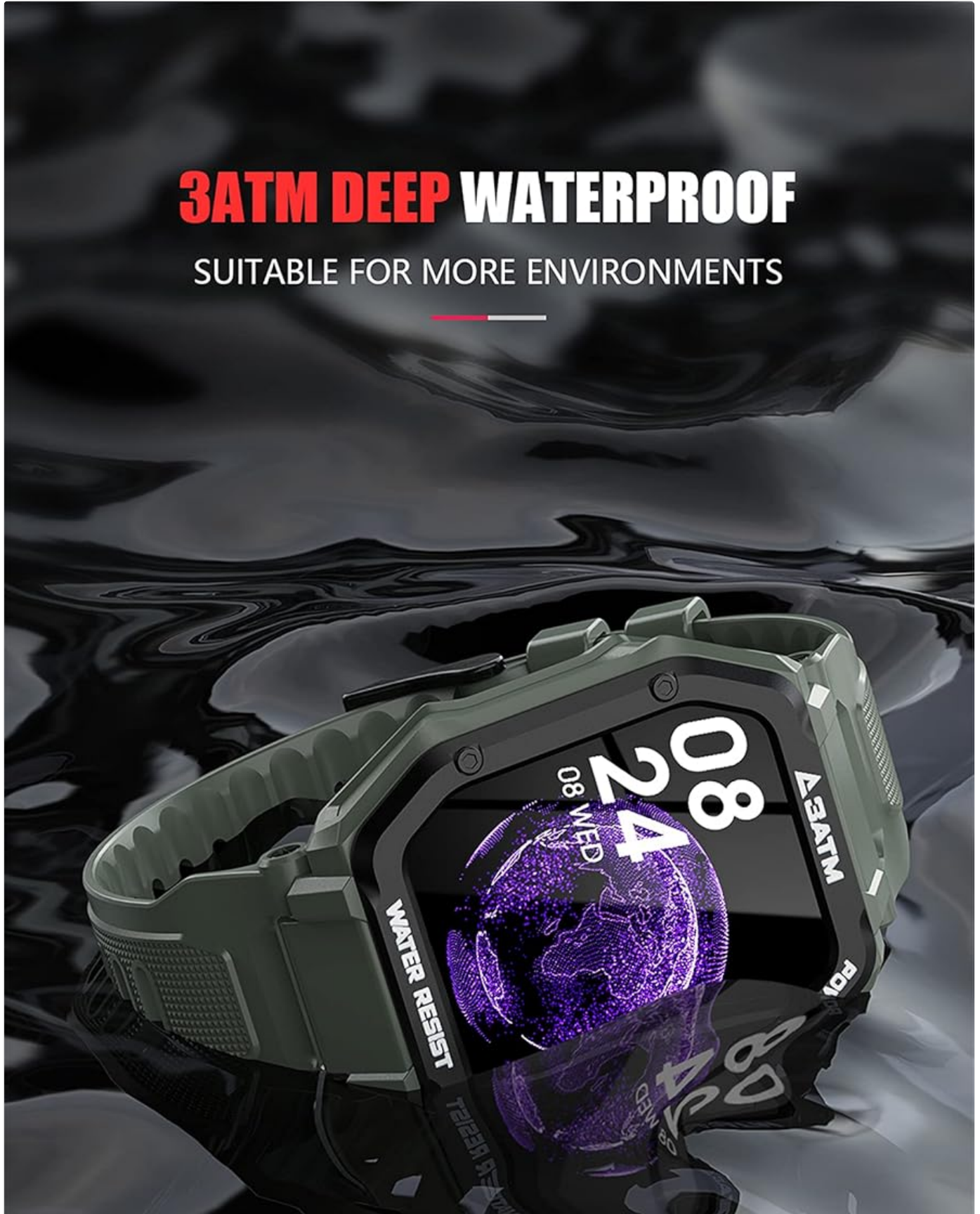
Proper care will extend the life of your LOKMAT C16 Smartwatch.

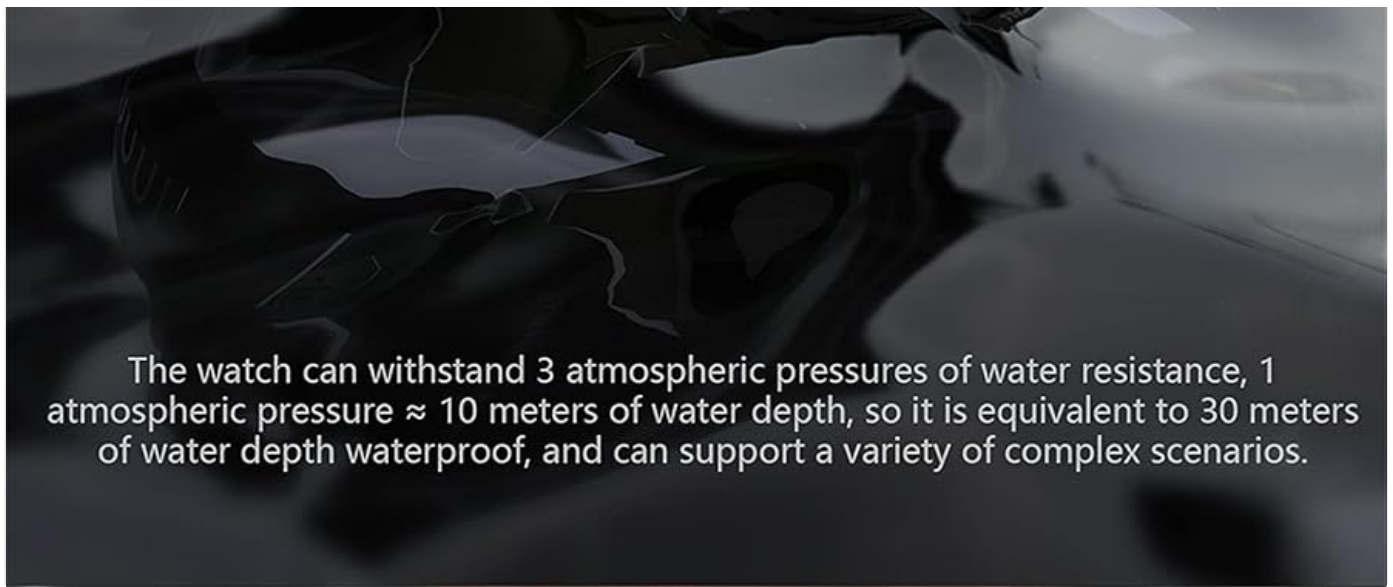
- **Cleaning:** Wipe the watch and strap regularly with a soft, damp cloth. Avoid using harsh chemicals or abrasive materials.
- **Water Resistance:** The watch is 3 ATM water-resistant, suitable for daily use like hand washing, rain, or splashes. *It is not suitable for hot baths, saunas, or diving.*
- **Storage:** Store the watch in a cool, dry place when not in use. Avoid extreme temperatures.
- **Charging:** Use only the provided charging cable. Do not attempt to charge the watch if it is wet.

# 3ATM DEEP WATERPROOF

## SUITABLE FOR MORE ENVIRONMENTS

---





The watch can withstand 3 atmospheric pressures of water resistance, 1 atmospheric pressure  $\approx$  10 meters of water depth, so it is equivalent to 30 meters of water depth waterproof, and can support a variety of complex scenarios.

Figure 6.1: The LOKMAT C16 Smartwatch demonstrating its 3 ATM deep waterproof capability, suitable for various environments.

## 7. TROUBLESHOOTING

If you encounter issues with your smartwatch, refer to the following common solutions:

Problem	Solution
Watch does not turn on	Ensure the watch is fully charged. Long press the Power button for several seconds.
Cannot pair with smartphone	<ul style="list-style-type: none"><li>• Ensure Bluetooth is enabled on your phone.</li><li>• Make sure the watch is within Bluetooth range (approx. 10 meters).</li><li>• Restart both the watch and your smartphone.</li><li>• Clear Bluetooth cache on your phone or forget the device and try pairing again.</li></ul>
Data not syncing to app	<ul style="list-style-type: none"><li>• Ensure the watch is connected to the Da Fit app.</li><li>• Check your phone's internet connection.</li><li>• Refresh the app or restart it.</li></ul>
Inaccurate health data	Ensure the watch is worn snugly on your wrist, about one finger's width from the wrist bone. Avoid excessive movement during measurements. Note that this device is not a medical device.

## 8. WARRANTY AND SUPPORT

For warranty information and technical support, please refer to the contact details provided by your retailer or visit the official LOKMAT website. Keep your purchase receipt as proof of purchase.

**Return Policy:** The product typically comes with a 30-day return policy for refund or replacement, as per retailer terms.

