

Manuals+

[Q & A](#) | [Deep Search](#) | [Upload](#)

[manuals.plus](#) /

› [EGLOO](#) /

› [EGLOO S4 Home Security Camera User Manual](#)

EGLOO S4

EGLOO S4 Smart Home Security Camera User Manual

Model: S4 (TSC-221P)

INTRODUCTION

The EGLOO S4 is a versatile 1080P Wi-Fi smart camera designed for comprehensive home monitoring. It functions as a security camera, baby monitor, and pet camera, offering advanced features such as integrated temperature and humidity monitoring, remote appliance control, motion and sound detection with real-time alerts, clear IR night vision, and two-way audio communication. Its wide field of view and digital zoom capabilities provide comprehensive coverage for various indoor environments.

SAFETY INFORMATION

- Ensure the camera is placed on a stable, flat surface to prevent falling.
- Keep the device away from water, moisture, and extreme temperatures.
- Do not attempt to disassemble or repair the device yourself. Refer to qualified service personnel.
- Use only the provided power adapter to prevent damage.
- Keep out of reach of children and pets to avoid accidental damage or injury.
- Avoid placing the camera in direct sunlight or near heat sources.

PACKAGE CONTENTS

Please verify that all items are present in your package:

- EGLOO S4 Smart Home Security Camera
- Power Adapter
- User Manual (this document)
- Mounting Accessories (if applicable, not specified but common)

PRODUCT OVERVIEW



Front view of the EGLOO S4 camera, showcasing its compact dome design with a black camera head and a light-colored base.



The EGLOO S4 camera held in a hand, illustrating its small and portable size.

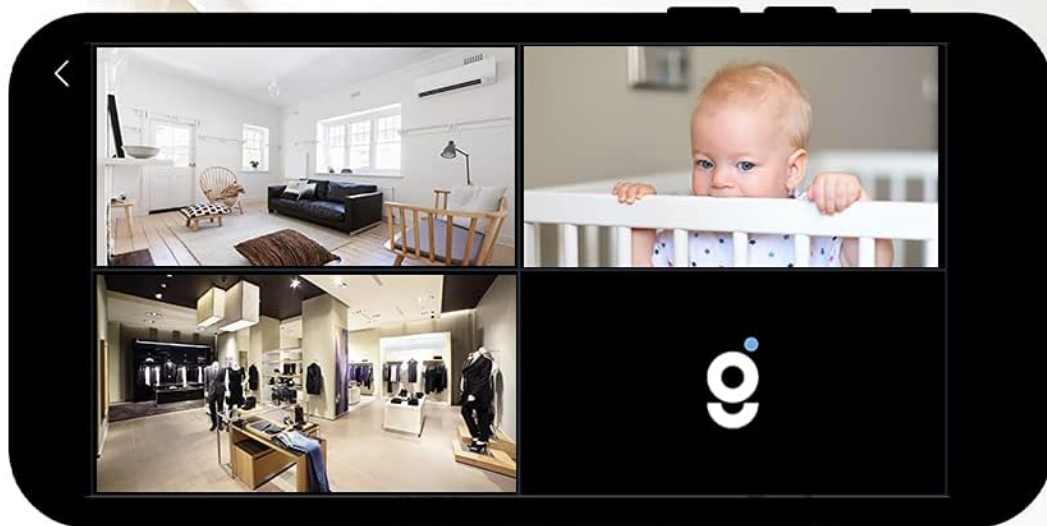
Key Features:

- **1080P Full HD Video:** Provides clear and detailed video monitoring.
- **Temperature & Humidity Sensor:** Real-time environmental monitoring.
- **Motion & Sound Detection:** Receive instant alerts on your mobile device.
- **Motion Tracking (AI Supported):** Automatically follows detected movement.
- **Remote Appliance Control:** Control compatible appliances from anywhere.
- **Clear IR Night Vision:** Ensures visibility in low-light conditions.
- **140° Wide Angle Lens:** Offers a broad field of view.
- **8x Digital Zoom:** Zoom in for closer details.
- **Two-way Audio:** Communicate with individuals or pets through the camera.
- **4-Channel Simultaneous Screen:** Monitor multiple cameras or views at once.
- **Easy Setup:** Designed for quick and straightforward installation.



Diagram illustrating the key features of the EGLOO S4 camera, including temperature/humidity, motion/sound alerts, motion tracking, 1080P video, and easy setup.

Support 4-channel simultaneous screen



Clear Night Vision



140° Wide Angle



x8 Digital Zoom




Two-way Audio

A smartphone screen displaying a 4-channel simultaneous view from the EGLOO S4 camera, highlighting features like night vision, wide angle, digital zoom, and two-way audio.

SETUP GUIDE

1. Download the EGLOO App:

Search for "EGLOO" in your mobile device's app store (App Store for iOS or Google Play Store for Android) and download the official application. Alternatively, scan the QR code below:



Scan this QR code to quickly download the EGLOO application.

For more information, visit: <http://m.site.naver.com/0ZStX>

2. Power On the Camera:

Connect the provided power adapter to the camera's power port and plug it into a wall outlet. The camera will power on

automatically.

3. Add Device in App:

1. Open the EGLOO app and create an account or log in.
2. Follow the in-app instructions to add a new device. This typically involves selecting your camera model and connecting it to your Wi-Fi network (2.4GHz Wi-Fi is supported).
3. Ensure your mobile device is connected to the same Wi-Fi network during the setup process.



A hand holding a smartphone displaying the EGLOO application logo, indicating readiness for setup.

OPERATING INSTRUCTIONS

Live View and Controls:

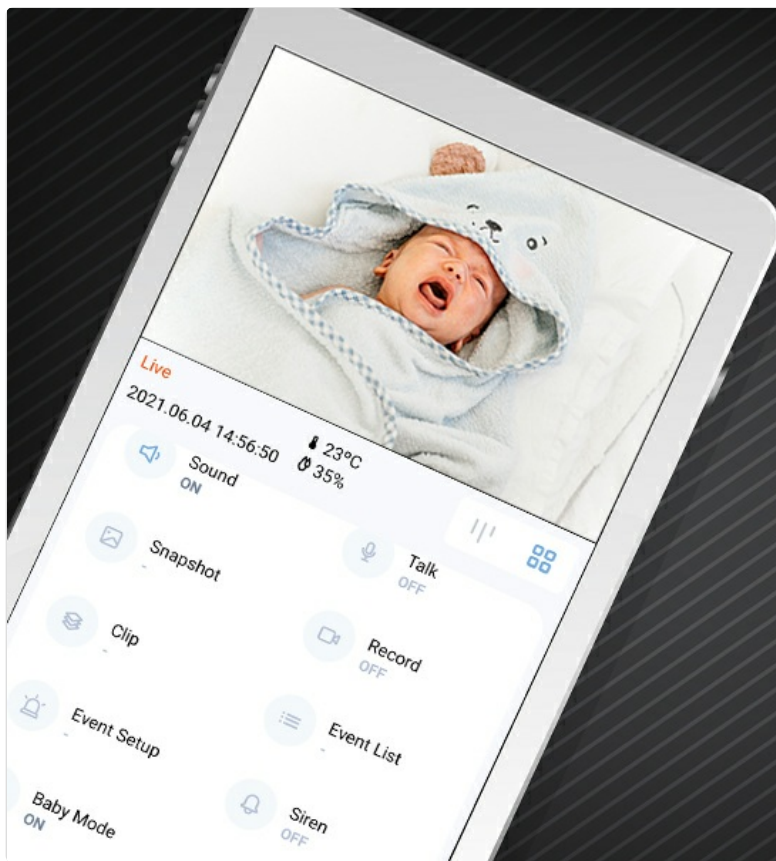
Once connected, you can access the live video feed from your camera through the EGLOO app. Use the on-screen controls to pan, tilt, and zoom the camera, activate two-way audio, or take snapshots/record video.

Temperature and Humidity Monitoring:

The EGLOO S4 continuously monitors the ambient temperature and humidity. View real-time data directly within the app to ensure optimal environmental conditions, especially for baby or pet monitoring.

Temperature & Humidity Monitor

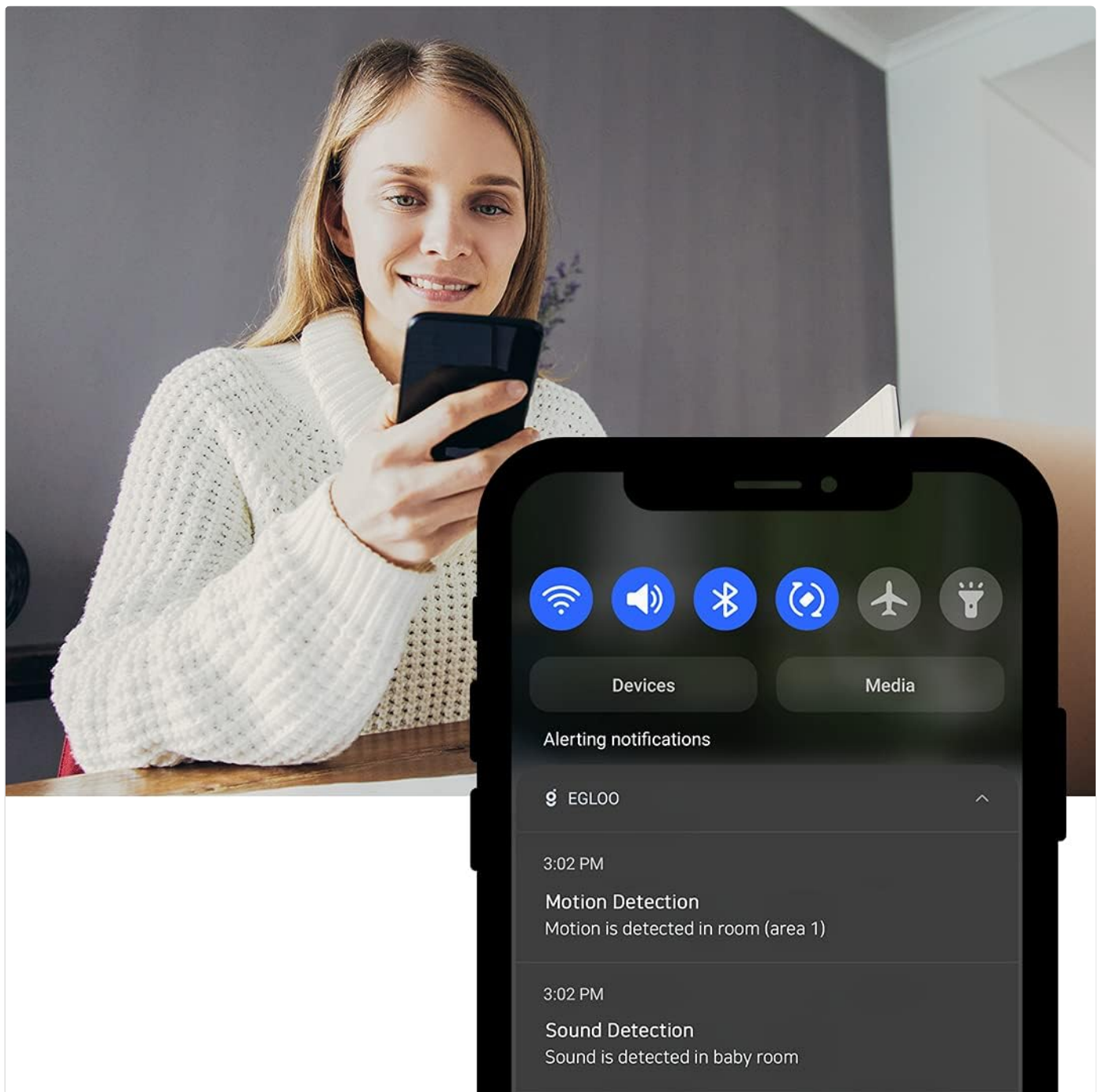
EGLOO S4 is equipped with a temperature/humidity sensor.
You can check temperature and humidity of the place
where the camera is installed in real time.



The EGLOO app interface displaying real-time temperature and humidity readings alongside the live camera feed, useful for monitoring a baby's room.

Motion and Sound Detection:

Configure motion and sound detection settings in the app to receive instant push notifications when activity is detected. Adjust sensitivity levels to minimize false alerts.



A woman checking her smartphone, which displays notification alerts from the EGLOO S4 camera for motion and sound detection.

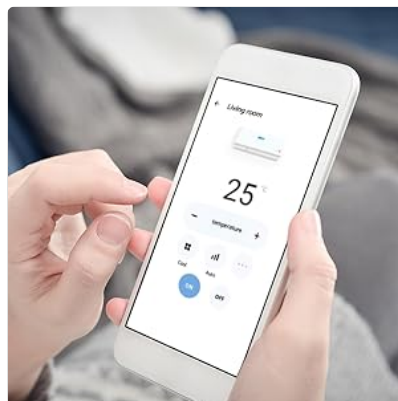
Remote Appliance Control:

The EGLOO S4 can act as a smart remote control for various home appliances. Follow the in-app guide to pair your appliances with the camera for remote operation.

Connect all appliances in your place



An illustration showing the EGLOO S4 camera positioned in a living room, with lines indicating its ability to connect and control various home appliances remotely.



A smartphone screen displaying controls for an air conditioner, demonstrating the remote appliance control feature of the EGLOO S4 camera.

Night Vision:

The camera automatically switches to infrared (IR) night vision in low-light conditions, providing clear black-and-white video. The "Night Color" technology enhances visibility.



A split image demonstrating the difference between normal lighting and the clear infrared night vision capability of the camera in a room setting.

Two-Way Audio:

Utilize the two-way audio feature to speak through the camera and hear responses. This is ideal for comforting a baby, communicating with a pet, or interacting with family members.



An image of a puppy with a speech bubble saying "Hi, puppy!", illustrating the two-way audio communication feature of the camera for interacting with pets.

MAINTENANCE

- **Cleaning:** Gently wipe the camera lens and body with a soft, dry cloth. Do not use harsh chemicals or abrasive cleaners.
- **Storage:** If storing the camera for an extended period, disconnect it from power and keep it in a cool, dry place.
- **Software Updates:** Regularly check the EGLOO app for firmware updates to ensure optimal performance and security.

TROUBLESHOOTING

Problem	Possible Cause	Solution
---------	----------------	----------

Problem	Possible Cause	Solution
Camera not connecting to Wi-Fi.	Incorrect Wi-Fi password; camera too far from router; 5GHz Wi-Fi network.	Verify Wi-Fi password. Move camera closer to router. Ensure you are connecting to a 2.4GHz Wi-Fi network. Restart camera and router.
No notifications received.	App notification settings disabled; phone notification settings disabled; incorrect detection sensitivity.	Check notification settings within the EGLOO app. Verify phone's system notification settings for the EGLOO app. Adjust motion/sound detection sensitivity.
Poor video quality.	Weak Wi-Fi signal; insufficient bandwidth.	Ensure strong Wi-Fi signal. Reduce other network activity. Consider moving camera closer to router or upgrading internet plan.
Camera is unresponsive.	Power issue; software glitch.	Unplug the power adapter, wait 10 seconds, then plug it back in to restart the camera. If the issue persists, contact customer support.







SPECIFICATIONS

Feature	Detail
Model Name	S4
Item Model Number	TSC-221P
Connectivity Technology	Wireless (Wi-Fi)
Video Capture Resolution	1080p
Maximum Webcam Image Resolution	200 MP
Field Of View	360 Degrees
Zoom Type	Digital Zoom
Low Light Technology	Night Color
Alert Type	Audio and Motion
Item Dimensions (L x W x H)	4.34 x 3.1 x 4.34 inches
Item Weight	0.44 Pounds (7 ounces)
Power Source	AC Adapter (Batteries Not Required)
International Protection Rating	IP65
Manufacturer	TRUEN

WARRANTY AND SUPPORT

For warranty information and technical support, please refer to the official EGLOO website or contact the manufacturer directly. The installation manual is available as a PDF document for further reference.

Related Documents - S4

	<p>TP-Link Deco S4 AC1200 Whole Home Mesh Wi-Fi System - Datasheet</p> <p>Comprehensive details on the TP-Link Deco S4 AC1200 Whole Home Mesh Wi-Fi System, covering its features, specifications, and benefits for seamless home network coverage. Learn about its fast speeds, parental controls, security, and easy setup.</p>
	<p>TP-Link Deco AC1200 Whole Home Mesh Wi-Fi System User Guide</p> <p>Explore the TP-Link Deco AC1200 Whole Home Mesh Wi-Fi System with this comprehensive user guide. Learn about easy setup, seamless roaming, parental controls, network optimization, and troubleshooting for a reliable home network.</p>
	<p>TP-Link AC1200 Deco S4 Whole Home Mesh Wi-Fi System - Datasheet</p> <p>Explore the TP-Link AC1200 Deco S4 Whole Home Mesh Wi-Fi System, designed for seamless roaming, robust parental controls, and fast, stable internet connectivity across your entire home. Learn about its features, specifications, and setup.</p>
	<p>DUKA ONE S4 PLUS Wi-Fi: Effektiv og energibevidst 1-rums ventilationsløsning</p> <p>Lær om DUKA ONE S4 PLUS Wi-Fi, en energieffektiv ventilationsløsning med varmegenvinding, der forbedrer indeklimaet ved at reducere radon, fugt og CO2. Inkluderer tekniske data, monteringsvejledning og tilbehør.</p>
	<p>TP-Link Deco AC1200 Whole Home Mesh Wi-Fi System User Guide</p> <p>User guide for the TP-Link Deco AC1200 Whole Home Mesh Wi-Fi System, covering setup, features, network optimization, troubleshooting, and regulatory information.</p>
	<p>TP-Link Deco Quick Installation Guide - Mesh Wi-Fi Setup</p> <p>This guide provides quick installation steps and LED status explanations for TP-Link Deco routers. Learn how to set up your mesh Wi-Fi system easily with the TP-Link Deco app.</p>