

Hasbro Gaming B09716SWXX

Hasbro Gaming Elefun Flyers Butterfly Chase Game Instruction Manual

Model: B09716SWXX

INTRODUCTION

Welcome to the Elefun Flyers Butterfly Chase Game! This manual provides essential information for setting up, playing, and maintaining your game. Designed for 1 to 3 players aged 4 years and up, this game offers an exciting butterfly-catching experience.



Image: The Elefun Flyers game box, featuring the blue elephant launcher, colorful flying discs, and butterfly nets, with children playing in the background.

SAFETY INFORMATION

WARNING:

- Recommended for ages 4 and up.
- Adult assembly is required.
- Adult supervision is required during play.
- Keep small parts away from young children to prevent choking hazards.

COMPONENTS

Ensure all the following components are present before assembly:

- 1 Elefun body
- 1 Elefun tail
- 2 Elefun ears
- 1 Stabilizing base
- 3 Plastic net frames

- 3 Mesh nets
- 15 Flyers (spinning discs)
- Instruction sheet (this manual)



Image: All game components, including the Elefun launcher, three butterfly nets, and a collection of colorful flying discs, arranged on a white surface.

SETUP

1. **Assemble Elefun Body:** Attach the Elefun ears and tail to the main body. Ensure they are securely fastened.
2. **Attach Stabilizing Base:** Place the Elefun body onto the stabilizing base. The base helps keep the elephant steady during play.
3. **Assemble Nets:** Insert each mesh net into its corresponding plastic net frame. The nets should be taut within the frames.
4. **Prepare Flyers:** Gather the 15 flyers. These are the spinning discs that will be launched.



Image: Three butterfly nets with green, pink, and orange handles, showing the mesh net attached to the plastic frame.



Image: A stack of several colorful Elefun Flyers discs, demonstrating their design and variety.

OPERATING INSTRUCTIONS (HOW TO PLAY)

The objective of the Elefun Flyers game is to catch the most flying discs. Follow these steps to play:

1. **Load Flyers:** Carefully load the spinning discs into the Elefun's trunk. You can load multiple discs at once.



Image: A close-up of a hand placing a yellow flying disc into the opening of the Elefun's trunk, ready for launch.

2. **Launch Flyers:** Step on the Elefun's tail to launch the discs into the air. The discs will spin and float, resembling butterflies.



Image: A child's foot pressing down on the blue tail of the Elefun launcher, which is positioned on a green base on a wooden floor.

3. **Catch Flyers:** Use your net to catch the flying discs as they float through the air or after they land. Each caught disc counts as one point.



Image: Two children actively playing the Elefun Flyers game in a living room, with one child launching discs from the elephant and the other attempting to catch them with a net.



Image: Two children, a boy and a girl, holding butterfly nets and looking upwards, ready to catch the launched discs in a living room setting.

4. **Scoring:** The player who collects the most discs by the end of the game wins. Discs caught in the air or picked up from the floor both count towards the final score.

MAINTENANCE

- **Cleaning:** Wipe the plastic components with a damp cloth as needed. Do not submerge the Elefun unit in water.
- **Storage:** For easy storage, load the discs into the Elefun's belly compartment and hang the nets on its trunk. This keeps all components together and organized.



Image: The back of the Elefun Flyers game box, illustrating how to load discs into the trunk, step on the tail to launch, and catch discs to win, along with storage instructions.

TROUBLESHOOTING

- **Flyers not launching properly:** Ensure the discs are loaded correctly into the trunk. Make sure the tail is pressed down firmly and completely.
- **Nets tearing:** Handle nets with care. Avoid excessive force or sharp objects.
- **Game components damaged:** Inspect all parts regularly for wear and tear. Discontinue use if any part is broken or damaged to prevent injury.

SPECIFICATIONS

Feature	Detail
Product Dimensions (L x W x H)	8.1 x 26.7 x 26.7 cm (3.19 x 10.51 x 10.51 inches)
Weight	881 grams (1.94 lbs)
Recommended Age	4 years and up
Number of Players	1 to 3
Assembly Required	Yes (Adult assembly)

Batteries Required	No
Main Material	Plastic
Brand	Hasbro Gaming
Model Number (ASIN)	B09716SWXX





WARRANTY AND SUPPORT


For information regarding warranty, replacement parts, or customer support, please refer to the official Hasbro Gaming website or contact their customer service department. Keep your purchase receipt as proof of purchase.

Website: www.hasbrogaming.com

© 2023 Hasbro Gaming. All rights reserved.

Related Documents - B09716SWXX

	<p>Instrucciones y Guía de Juego del Juguete Elefun Reinvention</p> <p>Guía detallada de instrucciones y juego para el juguete Elefun Reinvention de Hasbro Gaming, incluyendo configuración, cómo jugar y consejos para solucionar problemas.</p>
	<p>Perfection Board Game: How to Play and Set Up</p> <p>Instructions and guide for playing the Perfection board game, including setup, single-player mode, and multi-player mode.</p>
	<p>Monopoly: Deadpool Edition - Game Rules and Instructions</p> <p>Official rules and instructions for the Monopoly: Deadpool Edition board game. Learn how to set up, play, buy properties, build headquarters and D-Mansions, and win the game.</p>
	<p>Monopoly Deal Card Game - Fast-Paced Family Fun by Hasbro Gaming</p> <p>Discover Monopoly Deal, the quick-playing card game version of Monopoly. Swap, steal, and scheme your way to victory in this fast-paced property trading game for families and kids, model G0351.</p>



[Monopoly Junior: Peppa Pig Edition - Official Game Rules and Instructions](#)

Learn how to play Monopoly Junior: Peppa Pig Edition with these official rules and instructions. Discover setup, gameplay, winning conditions, and board space details for this fun family board game.



[Clue: Robbery at the Museum - Game Rules and Instructions](#)

Official rules and instructions for the Clue: Robbery at the Museum escape room board game by Hasbro. Learn how to set up, play, and solve the mystery.