

[Manuals.plus](#) /

> [Furrion](#) /

> Furrion Aurora 55-inch Partial Sun Outdoor TV Instruction Manual

Furrion FDUP55CBS

Furrion Aurora 55-inch Partial Sun Outdoor TV Instruction Manual

Model: FDUP55CBS

1. PRODUCT OVERVIEW

The Furrion Aurora 55-inch Partial Sun Outdoor TV is engineered to provide a premium entertainment experience in partially shaded outdoor environments such as patios, backyards, and porches. This 2021 model features a 4K UHD HDR LED screen designed for enhanced visibility and durability in outdoor conditions.



Image: Front view of the Furrion Aurora 55-inch Partial Sun Outdoor TV, showcasing its vibrant display capabilities.

Key features include:

- **Enhanced 4K HDR Display:** Offers a premium 4K UHD HDR screen with LED backlight for sharper images, vivid colors, and higher contrast.
- **Built for Outdoor Entertainment:** Designed for partially shaded areas, extending your living space outdoors. Includes built-in speakers.
- **Exceptional Viewing in Dark and Light:** Adaptive brightness and an anti-glare display automatically adjust to shifting outdoor light conditions. Features 750-nit brightness, up to 3x brighter than indoor TVs.
- **Climate & Weatherproof:** IP54 weatherproof housing withstands rain, snow, UV rays, dirt, salt air, and humidity. Built with Climatesmart technology for extreme temperature variations.
- **Secure Weather-Tight Media Bay:** Protects connections and allows for easy hookup, sealing out moisture. Zinc-plated connectors resist corrosion.

2. SAFETY INFORMATION

Please read all safety instructions carefully before installing and operating your Furrion Aurora Outdoor TV. Failure to follow these instructions may result in electric shock, fire, or serious injury.

- **Installation:** Ensure the TV is installed by qualified personnel following local electrical codes. Mount securely to prevent falling.
- **Power Supply:** Connect the TV only to the specified power source (100 Volts AC). Do not overload power outlets.
- **Weather Protection:** While the TV is IP54 weatherproof, avoid direct, prolonged exposure to heavy rain or submersion. Ensure the media bay is securely closed to protect connections.
- **Ventilation:** Do not block ventilation openings. Ensure adequate airflow around the TV to prevent overheating.
- **Cleaning:** Disconnect power before cleaning. Use a soft, damp cloth. Avoid harsh chemicals or abrasive cleaners.
- **Lightning:** For added protection during a lightning storm or when left unattended for long periods, unplug the TV from the power outlet.

3. WHAT'S IN THE BOX

Upon unpacking, please verify that all components are present and undamaged:

- Furrion Aurora 55-inch Partial Sun Outdoor TV
- IP67-rated Magnetic and Waterproof Remote Control
- Power Cable
- User Manual (this document)

Note: Mounting hardware (e.g., wall mount) is typically sold separately.

4. SETUP

4.1 Mounting the TV

The Furrion Aurora TV is designed for permanent outdoor installation. It is recommended to use a compatible outdoor TV mount that can support the TV's weight and dimensions. Ensure the mounting location is in a partially shaded area to optimize viewing and prolong the TV's lifespan.

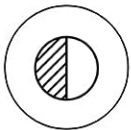



Image: Technical dimensions and mounting points for the Furrion Aurora TV.

4.2 Connecting Devices

The TV features a secure weather-tight media bay on the back to protect all connections from the elements. Open the bay to access the ports.

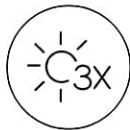
FURRION AURORA®



Partial Sun



Weatherproof



Three times brighter
than indoor TVs



4K ultra-high
definition



High dynamic
range technology



High
brightness

Image: Close-up of the secure media bay on the back of the TV, revealing various input ports.

- **HDMI Ports:** The media bay includes 3 HDMI ports for connecting external devices such as streaming players, Blu-ray players, or gaming consoles.
- **USB Ports:** Two 5V USB ports are available for connecting USB devices or powering smaller streaming devices.
- **Antenna/RF Input:** Connect an outdoor antenna for over-the-air broadcasts.
- **AV Inputs:** Standard audio/video inputs are available for legacy devices.
- **Audio Output:** For connecting external audio systems or soundbars.

Ensure all connections are secure and then close the media bay cover firmly to maintain weather protection. All connectors are zinc-plated to resist corrosion.

5. OPERATING INSTRUCTIONS

5.1 Powering On/Off

Connect the power cable to the TV and a suitable outdoor-rated power outlet. Use the power button on the remote control or the TV itself to turn the unit on or off.

5.2 Using the Remote Control

The included remote control is IP67-rated, magnetic, and waterproof, designed for outdoor use. Familiarize yourself with the button layout for navigation, volume control, input selection, and menu access.

5.3 Picture and Sound Settings

The Furrion Aurora TV features adaptive brightness, which automatically adjusts the screen's luminance based on ambient light conditions. This ensures optimal viewing in varying outdoor light. You can also manually adjust picture settings (brightness, contrast, color) and sound settings (volume, equalizer) via the TV's on-screen menu.



Image: A family enjoying an evening outdoors, watching content on the Furrion Aurora TV, demonstrating its visibility in low light.

5.4 Outdoor Viewing Experience

The 750-nit brightness and anti-glare display are optimized for partial sun environments. For the best experience, ensure the TV is not in direct, harsh sunlight for extended periods.

Your browser does not support the video tag.

Video: A short preview showcasing the Furrion Aurora TV in an outdoor setting, highlighting its design and visual quality.

6. MAINTENANCE

Proper maintenance will ensure the longevity and optimal performance of your Furrion Aurora Outdoor TV.

- **Cleaning the Screen:** Gently wipe the screen with a soft, lint-free cloth. For stubborn marks, slightly dampen the cloth with water. Do not spray liquid directly onto the screen.
- **Cleaning the Casing:** Use a soft, damp cloth to clean the TV casing. Avoid abrasive materials or strong chemical cleaners.
- **Media Bay:** Periodically inspect the media bay to ensure it is free of debris and that the cover seals properly.
- **Winter Storage (Optional):** While designed for extreme temperatures, if you live in an area with severe winters, consider covering the TV or storing it indoors during the harshest months to further extend its life.

7. TROUBLESHOOTING

If you encounter issues with your Furrion Aurora TV, refer to the following common troubleshooting steps. For more

detailed solutions, please consult the full user manual available online.

Problem	Possible Cause / Solution
No Power	Check if the power cable is securely connected to both the TV and the power outlet. Verify the power outlet is functional by plugging in another device. Ensure the remote control batteries are not depleted.
No Picture / Black Screen	Confirm the correct input source is selected (e.g., HDMI 1, USB). Check connections from external devices to the TV. Ensure the external device is powered on and functioning.
No Sound	Increase the volume level. Check if the TV is muted. If using external audio, ensure it is properly connected and powered on.
Remote Control Not Responding	Replace the batteries in the remote control. Ensure there are no obstructions between the remote and the TV's sensor.

If the problem persists, please refer to the official Furrion Aurora User Manual (PDF) for more comprehensive troubleshooting guides or contact Furrion customer support.

8. SPECIFICATIONS

Feature	Detail
Model Number	FDUP55CBS
Screen Size	55 Inches (140 cm diagonal)
Display Technology	LED
Resolution	4K UHD (Ultra High Definition)
Refresh Rate	60 Hz
Brightness	750 nits
Aspect Ratio	16:9
Weatherproof Rating	IP54
Special Features	Auto-brightness control, HDR10, Weatherproof, Anti-glare, Climatesmart technology
Connectivity	3x HDMI, 2x USB (5V), RF (Antenna), AV
Item Weight	60.6 pounds
Product Dimensions (D x W x H)	4.17"D x 50.25"W x 29.76"H (approx.)
Voltage	100 Volts (AC)
On-mode Power Consumption	100 watts

9. WARRANTY AND SUPPORT

The Furrion Aurora Outdoor TV is manufactured to high quality and industry standards and is backed by Furrion's 1-year warranty.

For warranty claims, technical support, or further assistance, please contact Furrion customer service. You may also find additional resources and the complete user manual (PDF) on the official Furrion website or via the link below:

[Download Official User Manual \(PDF\)](#)