



Manuals.plus /

› YOYDA /

› YOYDA MH03 Bluetooth Helmet Headset User Manual

YOYDA MH03

YOYDA MH03 Bluetooth Helmet Headset User Manual

Model: MH03

1. PRODUCT OVERVIEW

The YOYDA MH03 is a Bluetooth helmet headset designed for motorcycle sports, offering hands-free communication and music playback. It features Bluetooth 5.0 technology for stable connections and efficient power consumption.

Key Features:

- Bluetooth V5.0+BR+EDR for reliable connectivity.
- Automatic answering of incoming calls.
- Volume and dial control for easy operation.
- Long battery life with up to 8 hours of continuous working time.
- Water-resistant design.

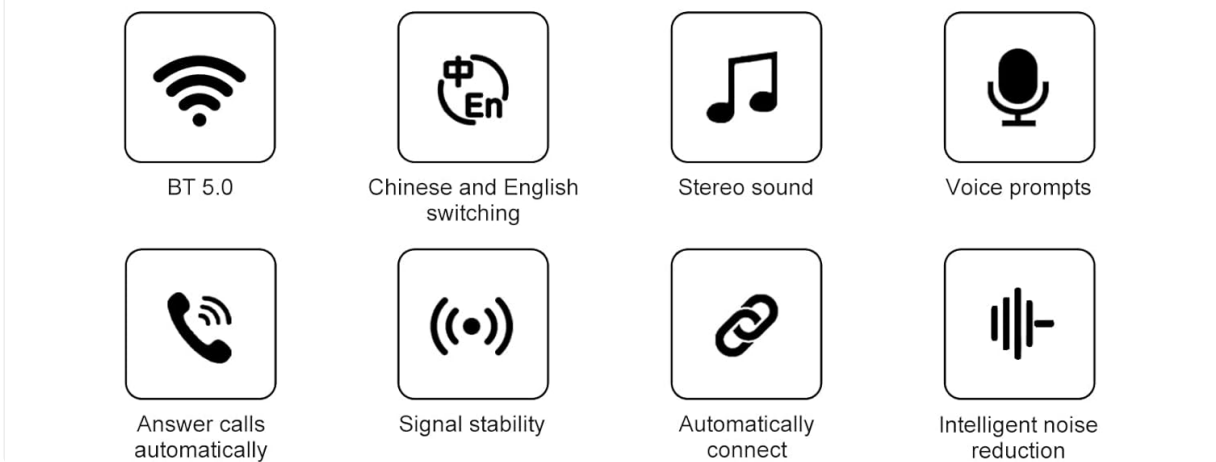


Image 1.1: Overview of the YOYDA MH03 Bluetooth Helmet Headset, illustrating its main components and features such as Bluetooth 5.0, Chinese and English switching, stereo sound, voice prompts, automatic call answering, signal stability, automatic connection, and intelligent noise reduction.

2. SAFETY INFORMATION

- Always prioritize road safety. Do not operate the device in a way that distracts you from driving.
- Maintain a safe volume level to ensure you can hear ambient traffic sounds and emergency signals.
- Do not attempt to disassemble or modify the device, as this may void the warranty and pose safety risks.
- Keep the device away from extreme temperatures, moisture, and corrosive substances.

3. SETUP AND INSTALLATION

3.1 Charging the Headset

Before first use, fully charge the headset. Connect the provided charging cable to the headset's charging port and a USB power source. The LED indicator will show charging status (specific indicator behavior not detailed, typically red for charging, off/blue for full).

- Charging time: Approximately 1 hour for a full charge.

3.2 Installing in Helmet

The MH03 headset is designed to fit various helmet types. Position the speakers inside your helmet, ensuring they are aligned with your ears for optimal sound quality and comfort. Use the adhesive pads or Velcro if provided, to secure the speakers and control unit.

Suitable for a variety of helmets




Image 3.1: The YOYDA MH03 headset is suitable for various helmet types, including visor, full helmet, rally helmet, 3/4 helmet, retro helmet, and half helmet designs.

Thinner & Comfortable

Upgraded from the original version , the body is slimmer , only 0.35in ;
The whole fits the helmet more easily and is more comfortable to wear

PRODUCT COMPARISON CHART



Professional helmet headset provided by YOUDA

Image 3.2: The MH03 features a slim design (0.35 inches) for comfortable integration into helmets, as shown in this comparison chart.

4. OPERATING INSTRUCTIONS

4.1 Power On/Off

- **To Power On:** In the shutdown state, press and hold the dial button for approximately 3 seconds. The headset will emit a beep, and the blue and red LED lights will flash alternately. If no operation occurs for 5 minutes after powering on, the headset will automatically shut down.
- **To Power Off:** Press and hold the dial button for approximately 3 seconds. The headset will emit a sound, the LED indicator will flash quickly, and then turn off.

4.2 Bluetooth Pairing

1. First-Time Manual Pairing:

- Ensure the headset is powered off.
- Press and hold the dial button for 3 seconds. The LED indicator will flash alternately in red and blue, indicating it has entered Bluetooth pairing mode.
- On your mobile phone, enable Bluetooth and search for available devices.
- Select the Bluetooth name "MH03" from the list and click to connect.
- Once connected successfully, the LED indicator will flash slowly in blue.

2. Automatic Re-pairing (After Initial Pairing):

- If your phone has been previously paired with the headset, it will automatically attempt to re-pair when the headset is powered on.
- If the phone and headset move out of effective range and disconnect, they will automatically reconnect when they return within range.

3. **Automatic Search:** If a previously paired Bluetooth phone is turned off or inactive, the headset will automatically re-enter pairing mode.

4.3 Call and Music Control

- **Incoming Calls:** The headset will automatically answer incoming calls. During a call, music playback will pause and automatically resume after the call ends.
- **Mobile Assistant:** Long press the function key (dial key) for approximately 2 seconds to activate your mobile phone's voice assistant (e.g., Siri, Google Assistant). Note: Holding for 3 seconds will power off the device.
- **Priority:** Phone calls take priority over music playback.



Image 4.1: The YOUDA MH03 allows seamless switching between calls and music, enhancing the riding experience.

5. MAINTENANCE AND CARE

- **Cleaning:** Wipe the headset with a soft, dry cloth. Do not use harsh chemicals or abrasive cleaners.
- **Storage:** Store the headset in a cool, dry place when not in use. Avoid direct sunlight and extreme temperatures.
- **Battery Care:** To prolong battery life, avoid fully discharging the battery frequently. Charge the device regularly, even if not in active use.
- **Water Resistance:** The device is water-resistant, but not waterproof. Avoid submerging it in water or exposing it to heavy rain for extended periods.

6. TROUBLESHOOTING

- **Headset does not power on:**
 - Ensure the battery is charged. Connect to a power source and try again after a few minutes.
 - Verify you are pressing the dial button for the correct duration (approx. 3 seconds).
- **Cannot pair with mobile phone:**
 - Ensure the headset is in pairing mode (red and blue LEDs flashing alternately).
 - Make sure Bluetooth is enabled on your phone and it is discoverable.
 - Check if the headset is already connected to another device. Disconnect from other devices if necessary.
 - Restart both the headset and your phone, then attempt pairing again.
- **No sound or low volume:**
 - Adjust the volume on both the headset and your mobile phone.
 - Ensure the speakers are correctly positioned over your ears inside the helmet.
 - Check the Bluetooth connection. Re-pair if necessary.
- **Intermittent connection or poor signal:**
 - Ensure the headset and phone are within the effective range (10-20 meters) and there are no major obstructions.
 - Avoid environments with strong electromagnetic interference.
 - Restart both devices.

7. SPECIFICATIONS

Feature	Specification
Bluetooth Version	V5.0+BR+EDR
Effective Distance	10-20 meters
Battery Capacity	180mAh
Charging Time	Approximately 1 hour
Standby Time	Up to 160 hours
Continuous Working Time	Up to 8 hours
Impedance	20 Ohms
Frequency Response	22 KHz
Noise Control	Active Noise Cancellation
Water Resistance Level	Water Resistant
Material	Plastic
Model Number	YOVDA-MH03

Bluetooth 5.0

Using Bluetooth 5.0 technology standard, wider coverage, faster speed, lower power consumption




Image 7.1: The headset utilizes Bluetooth 5.0 technology for enhanced connectivity, speed, and power efficiency.

8. WARRANTY AND SUPPORT

For warranty information and customer support, please refer to the documentation included with your purchase or contact YOUDA customer service through their official website or the retailer where the product was purchased.