

BOOSTER M2

BOOSTER M2 Professional Massage Gun User Manual

Model: M2 | Brand: BOOSTER

1. INTRODUCTION

Thank you for choosing the BOOSTER M2 Professional Massage Gun. This device is designed to provide deep tissue massage for muscle recovery, pain relief, and improved mobility. Its advanced features, including Smart-Hit technology and multiple massage modes, make it an essential tool for athletes and individuals seeking effective muscle therapy.



The BOOSTER M2 Massage Gun, showcasing its sleek design, digital display, and the full set of interchangeable massage heads, along with its portable carrying case.

2. IMPORTANT SAFETY INFORMATION

Warning: Please read all safety instructions before using this product.

- Consult a doctor before use if you have pre-existing medical conditions.
- Do not use on areas with open wounds, inflammation, or severe bruising.
- Keep the device away from water and do not immerse it in any liquid.
- Do not use the device while it is charging.
- Discontinue use immediately if you experience discomfort, pain, or any adverse reactions.
- Keep out of reach of children and pets.
- Use only the provided charger and accessories.
- Do not attempt to disassemble or repair the device yourself.

3. PACKAGE CONTENTS

Ensure all items are present in your package:

- BOOSTER M2 Massage Gun
- 6 Interchangeable Massage Heads
- Type-C Charging Cable
- Portable Carrying Case
- User Manual (this document)



Portable drop-proof storage bag

The BOOSTER M2 Massage Gun and its accessories are designed for convenient storage and portability within the included case.

4. SETUP

4.1 Initial Charging

Before first use, fully charge the massage gun. The device features a 12V lithium battery with a 2500mAh capacity.

1. Locate the Type-C charging port at the bottom of the handle.
2. Connect the provided Type-C charging cable to the device and a compatible 5V-2A USB power adapter (not included).
3. The digital display will show the battery level. A full charge typically takes approximately 2 hours.
4. Disconnect the charger once the battery is fully charged.

12V lithium battery
with electric quantity display



Fast charging design
It only takes 2 hours to fully charge

Upgraded charging port, fast charging design,
it only takes 2 hours to fully charge.



The base of the BOOSTER M2, highlighting the Type-C charging port and the ON/OFF switch. The battery is a 12V 2500mAh lithium type.

4.2 Attaching Massage Heads

The BOOSTER M2 comes with 6 different massage heads. To attach a head:

1. Ensure the device is turned off.
2. Gently push the desired massage head into the front opening of the gun until it is securely seated.
3. To remove, gently pull the massage head straight out.

5. OPERATING INSTRUCTIONS

5.1 Powering On/Off

1. To turn on the device, slide the power switch at the bottom of the handle to the 'ON' position. The digital display will illuminate.
2. To turn off the device, slide the power switch to the 'OFF' position.

5.2 Mode Selection and Speed Adjustment

The BOOSTER M2 features a touch screen interface for easy control.

Smart-Hit™

Vector hitting control technology

Real time monitoring of the pressure imposed by users along, with quick adjustment of motor torque and speed, bring you seamless switching of speed and intensity.



Standard mode

Smart-hit technology

900-3200rpm, AI mode



Long press to switch mode

Automatic mode

■ Fade-out vibration

Decrease of vibration intensity is suitable for muscle relax after exercise.

■ Crescendo vibration

Increasing of vibration intensity is suitable for muscles activation before exercise.

〰 Wave vibration

Fluctuation of vibration is suitable for various scenarios relaxation.

The control panel of the BOOSTER M2, illustrating the Smart-Hit technology and the three automatic modes: Fade-out, Crescendo, and Wave.

- **Standard Mode (Smart-Hit Technology):** This mode offers 4 standard speeds (900-3200rpm) and an AI mode. The Smart-Hit technology allows the device to adjust massage intensity based on the pressure you apply to the muscles, providing a seamless switching of speed and intensity.
- **Automatic Modes:** The M2 also features three specific automatic modes:

- **Fade-out Vibration:** Decrease of vibration intensity, suitable for muscle relaxation after exercise.
- **Crescendo Vibration:** Increasing of vibration intensity, suitable for muscle activation before exercise.
- **Wave Vibration:** Fluctuation of vibration, suitable for various scenarios of relaxation.
- **Switching Modes:** Long press the power button on the touch screen to cycle through the available modes.
- **Adjusting Speed/Intensity:** In Standard mode, use the '+' and '-' buttons on the touch screen to increase or decrease the massage speed.

5.3 Application

Apply the massage gun to the desired muscle group. Move the device slowly and gently over the muscles. Do not apply excessive pressure, especially on bony areas. For optimal results, use for 1-2 minutes per muscle group.

6. MESSAGE HEADS AND THEIR USE

The BOOSTER M2 comes with six specialized massage heads, each designed for different muscle groups and massage needs.

Six massage heads

Air compression massage head for body soothe, bullet massage head and flat massage head for pain point relief.



AIR COMPRESSION SOFT HEAD

Used for sensitive muscle group and soft tissue relaxation.



SMALL ROUND HEAD

Suitable for full body muscle massage and relaxation.



BULLET HEAD

Used for trigger point massage. Stay no longer than 15 seconds.



FLAT HEAD

Suitable for full body muscle massage and relaxation.



SMALL ROUND HEAD

Suitable for full body muscle massage and relaxation.



SPINAL HEAD

Used for spinal massage, more irritating.

An overview of the six distinct massage heads included with the BOOSTER M2, detailing their shapes and recommended applications for various muscle groups and massage techniques.

- **Air Compression Soft Head:** Used for sensitive muscle groups and soft tissue relaxation.
- **Small Round Head:** Suitable for full body muscle massage and general relaxation.

- **Bullet Head:** Used for trigger point massage. Do not apply for longer than 15 seconds on a single point.
- **Flat Head:** Suitable for full body muscle massage and relaxation, providing a broader contact area.
- **Spinal Head (U-shaped):** Used for spinal massage, carefully applied around the spine.
- **Large Round Head:** Similar to the small round head, suitable for larger muscle groups and general relaxation.

7. MAINTENANCE

7.1 Cleaning

To clean the device:

1. Ensure the massage gun is turned off and unplugged.
2. Wipe the surface of the device with a slightly damp, soft cloth. Do not use abrasive cleaners or immerse in water.
3. Clean massage heads with a mild soap and water solution, then rinse and dry thoroughly before reattaching.

7.2 Storage

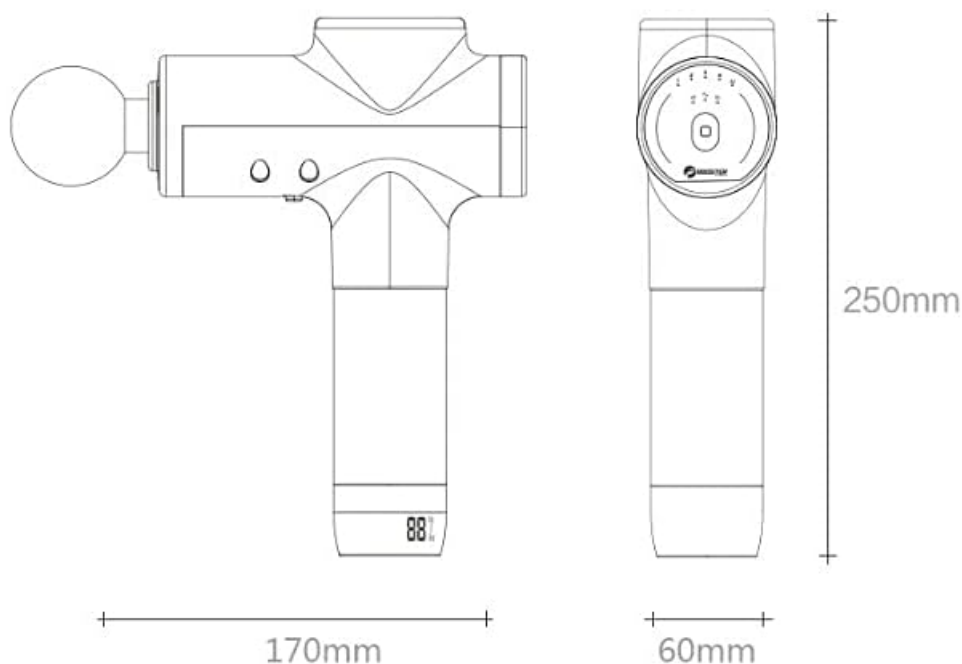
Store the device in its carrying case in a cool, dry place, away from direct sunlight and extreme temperatures. Keep out of reach of children.

8. TROUBLESHOOTING

- **Device not turning on:** Ensure the battery is charged. Check the power switch is in the 'ON' position.
- **Weak massage intensity:** Ensure the correct mode is selected. In Standard mode, increase the speed setting. Apply slightly more pressure to activate Smart-Hit technology.
- **Unusual noise:** Ensure the massage head is securely attached. If the noise persists, discontinue use and contact customer support.
- **Battery not holding charge:** Ensure you are using the correct Type-C charging cable and a 5V-2A power adapter. If the issue persists after following charging instructions, the battery may require service.

9. SPECIFICATIONS

Product information



Charger

Charging interface:Type-C

Rated output 5V-2A

Battery

Rated voltage 12V 6INR19/66

Type Lithium battery

Massage gun

Frequency 900-3200rpm

Stroke 10mm

Weight 1.0kg

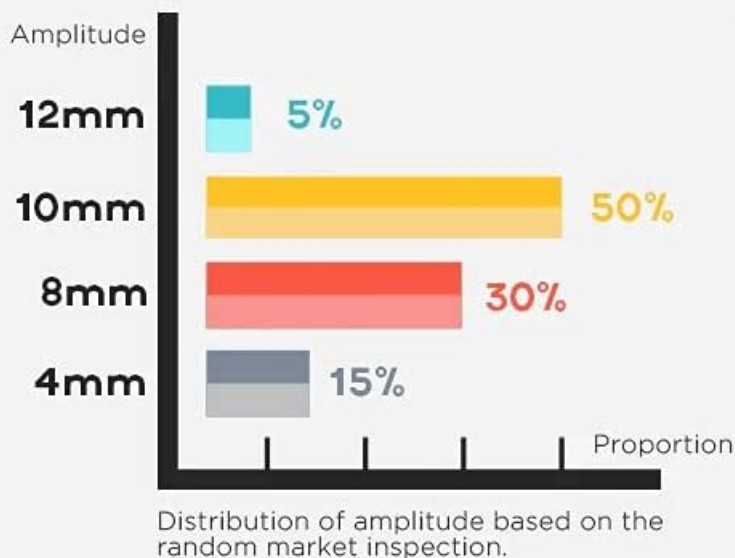
Detailed product dimensions and technical specifications for the charger, battery, and massage gun performance.

Feature	Detail
---------	--------

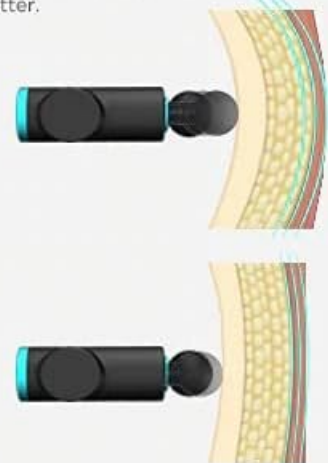
Feature	Detail
Model Number	M2
Product Dimensions	17 x 6 x 25 cm
Product Weight	1.0 kg
Power Source	Battery Powered
Battery Type	12V Lithium Battery, 2500mAh
Charging Interface	Type-C
Rated Charger Output	5V-2A
Frequency Range	900-3200 rpm
Stroke Amplitude	10 mm (effective massage depth 80mm)
Noise Level	Under 50 dB
Use For	Full Body

80mm effective massage depth

Different from the 95% massage guns in the market, we Booster use 10mm longer stroke and 80mm effective massage depth which can vibrate your big muscle groups easily.



The larger the vibration amplitude is, the larger the wave of muscle is. Then the relaxing effect will be better.



Simply speaking, amplitude is the movement distance of massageheads. The larger the vibration amplitude is, the larger the wave of muscle is. Then the relaxing effect will be better. The muscular layer of human body is about 10 mm away from the skin. Those massage guns with amplitude less than 10mm, can hardly meet basic needs of muscle relaxation.

This diagram illustrates the effective massage depth of the BOOSTER M2, highlighting its ability to penetrate muscle tissue for deep relief.

10. WARRANTY AND SUPPORT

The BOOSTER M2 Professional Massage Gun comes with a 3-month warranty from the date of purchase, covering manufacturing defects. Please retain your proof of purchase for warranty claims.

For technical support, warranty inquiries, or any questions regarding your BOOSTER M2 Massage Gun, please visit the official BOOSTER website or contact your retailer.

Official Website: www.boosterjet.net