

PROHEAR PROHEAR 037-GEL

PROHEAR 037 Gel Ear Pads Bluetooth 5.3 Hearing Protection Headphones

Model: PROHEAR 037-GEL | Brand: PROHEAR

[Introduction](#)

[Key Features](#)

[Setup](#)

[Operation](#)

[Maintenance](#)

[Troubleshooting](#)

[Warranty &](#)

[Support](#)

[Specifications](#)

[Safety Information](#)

1. INTRODUCTION

The PROHEAR 037 Gel Ear Pads Bluetooth 5.3 Hearing Protection Headphones are designed to provide superior hearing protection in noisy environments while allowing for wireless audio streaming and hands-free communication. Featuring advanced Bluetooth 5.3 technology and comfortable gel ear pads, these headphones are suitable for various activities such as mowing, woodworking, landscaping, and snowblowing.



Figure 1.1: PROHEAR 037 Hearing Protection Headphones with included carrying bag.


2. KEY FEATURES

- **Gel Ear Cushions:** Equipped with ultra-soft gel ear pads made from a combination of silicon gel, memory foam, and ultra-thin polyurethane skin for enhanced comfort and reduced pressure during prolonged use.
- **Bluetooth 5.3 Technology:** Provides a smoother, faster, and more stable wireless connection with a wider range (up to 80ft) for seamless audio streaming and call handling.
- **High Noise Reduction:** Offers a high noise reduction rating (SNR 30dB) to effectively protect hearing in loud environments.
- **Extended Playtime:** Built-in 1500mAh lithium battery provides up to 120 hours of playtime on a single 4-hour charge. Supports wired mode via 3.5mm port for infinite playtime.
- **Easy-to-Use Controls:** Features intelligent, raised buttons for convenient adjustment of volume, song skipping, and call management without removing the earmuffs, even with work gloves.
- **Durable Construction:** Made from ABS plastic, designed for lasting performance.

Product size: 7.3*5.8*3.5in

PREMIUM GEL EAR PADS

HELPS ENJOY YOUR WORKDAY
FOR LONG-TIME WEARING



→ Silicone Gel Filled

→ Super-Thin Polyurethane Skin

→ Super-Premium Acoustic Memory Foam

- ✓ No More Headaches
- ✓ Less Noise
- ✓ Less Pressure
- ✓ Less Cost(easy to clean)
- ✓ Perfect for Glasses Wearers

Figure 2.1: Detailed view of the premium gel ear pads for enhanced comfort.



Figure 2.2: Advanced Bluetooth 5.3 technology provides extended range and stable connection.

3. SETUP

3.1 Charging the Headphones

Before first use, fully charge the headphones. Use the provided charging cable to connect the headphones to a USB power source.

- Connect the charging cable to the Type-C charging port on the headphones.
- Connect the other end of the cable to a USB power adapter (not included) or a computer's USB port.
- The LED indicator will show charging status. A full charge takes approximately 4 hours.
- Once fully charged, the headphones provide up to 120 hours of wireless playtime.

NEVER POWER OFF.

(Under wired mode, you have to operate using your native controls)

1500mAh Rechargeable Battery

4 hrs Charging Time

120 hrs Playtime Wireless Mode
(5 hours a day, 24 days)

40 hrs At Max Volume
(Continuous Playback)

Get infinite Playtime Wired Mode

* Battery life may vary depending on usage, volume, and other factors.

Figure 3.1: Battery and charging information.

3.2 Bluetooth Pairing

To connect your PROHEAR 037 headphones to a Bluetooth-enabled device:

1. Ensure the headphones are powered off.
2. Press and hold the Power button until the LED indicator flashes blue and red, indicating pairing mode.
3. On your device (smartphone, tablet, etc.), enable Bluetooth and search for available devices.
4. Select "PROHEAR 037" from the list of found devices.
5. Once connected, the LED indicator will turn solid blue.

4. OPERATING INSTRUCTIONS

The PROHEAR 037 headphones feature intuitive controls located on the right earcup. The raised design of the

buttons allows for easy operation, even when wearing work gloves.

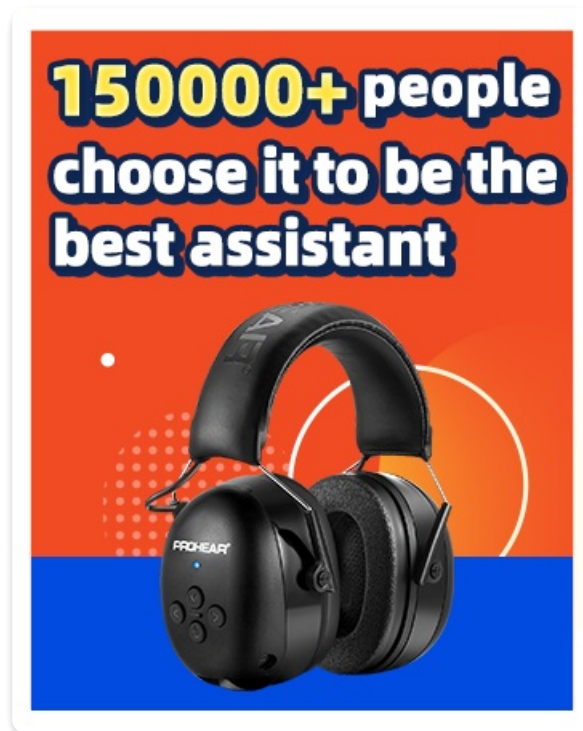


Figure 4.1: Quickstart Guide for Bluetooth Mode controls.



Figure 4.2: Large buttons allow for easy control even with gloves.

4.1 Button Functions (Bluetooth Mode)

- **Power Button:**
 - Press and hold for 3 seconds to Power On/Off.
 - Long press for 10 seconds to reset Bluetooth.
- **Play/Pause Button (Center):**
 - Single press to Play/Pause music.
 - Single press to Answer/End calls.
 - Long press for 2 seconds to Decline calls.
 - Double press to Redial last call.
- **Volume Up Button (+):**

- Single press to increase volume.
- Double press for Next Track.
- **Volume Down Button (-):**
 - Single press to decrease volume.
 - Triple press for Previous Track.
- **Mute/Unmute Button (M):**
 - Single press to Mute/Unmute.

4.2 Wired Mode

The headphones can be used in wired mode when the battery is low or if a Bluetooth connection is not desired. Simply connect the provided 3.5mm audio cable to the audio jack on the headphones and to your audio device. In wired mode, you will operate using your native device controls.




Figure 4.3: Use the 3.5mm audio cable for continuous playback.

5. MAINTENANCE

5.1 Cleaning

- Wipe the exterior of the headphones with a soft, damp cloth.
- Do not use abrasive cleaners or solvents.
- The gel ear pads are easy to clean; gently wipe them with a damp cloth.

5.2 Storage

- Store the headphones in the provided black leather bag to protect them from dust and damage.
- Store in a cool, dry place away from direct sunlight and extreme temperatures.



Figure 5.1: The adjustable design allows for compact storage.

6. TROUBLESHOOTING

Problem	Possible Cause	Solution
Headphones do not power on.	Low battery.	Charge the headphones for at least 4 hours.
Cannot pair via Bluetooth.	Headphones not in pairing mode; device Bluetooth off; too far from device.	Ensure headphones are in pairing mode (flashing blue/red LED). Turn on device Bluetooth. Move headphones closer to device (within 80ft). Try resetting Bluetooth on headphones (long press power button for 10s).
No sound in Bluetooth mode.	Volume too low; not connected; incorrect audio output on device.	Increase volume on headphones and device. Ensure headphones are successfully paired. Check device's audio output settings.
Sound distortion or intermittent connection.	Interference; too far from device; low battery.	Move closer to the device. Avoid strong electromagnetic interference. Charge the headphones.
Wired mode not working.	Cable not fully inserted; faulty cable.	Ensure 3.5mm audio cable is fully inserted into both the headphones and the audio device. Try a different 3.5mm audio cable if available.

7. SPECIFICATIONS

Feature	Detail
Model Number	PROHEAR 037-GEL
Material	ABS plastic
Item Weight	11.5 ounces

Feature	Detail
Package Dimensions	8.15 x 6.54 x 4.45 inches
Battery Type	1 Lithium Ion battery (included)
Battery Capacity	1500mAh
Charging Time	Approx. 4 hours
Wireless Playtime	Up to 120 hours
Bluetooth Version	5.3
Wireless Range	Up to 80 feet
Noise Reduction Rating (SNR)	30dB
Waterproof Grade	IPX4 (splash resistant)

WHY CHOOSE PROHEAR 037



	PROHEAR®	OTHERS
		
BLUETOOTH VERSION	BT 5.3	BT 4.0/4.1/4.2
BLUETOOTH EFFECTIVE RANGE	80ft	35ft or less
SOUND	Stereo Sound & Deep Bass	imbalanced
BATTERY CAPACITY	1500mAH	750mAh or less
PLAY TIME	120H+	30hrs or less
WEIGHT	11.52oz (326g)	About 15oz (425g)
HEADBAND	Ultra Padded Headband	Made of Plastic
OTHER FEATURES	BLUETOOTH 5.3 / More Stable Wider Range Faster Connection	/

Figure 7.1: Feature comparison of PROHEAR 037.

8. SAFETY INFORMATION

8.1 Hearing Protection

These headphones are designed to protect your hearing from harmful noise levels. Ensure proper fit to achieve the stated Noise Reduction Rating (NRR).

ENJOY LIFE WITHOUT MORE HARMFUL NOISE

The best gifts for her&him

HARMFUL NOISE

140dB

Firecracker

120dB



Siren

110dB



Chainsaw

100dB



Mowing

95dB



Motorcycle

85dB

Low

SAFE
VOLUME

Effective noise reduction & enough volume of headset let you hear your favorite programs clearly in noisy environments.



ANSI
S3.19-1974

CE
EN 352-1

Figure 8.1: Examples of harmful noise levels.



Figure 8.2: NRR 25dB protection from various noise sources.

8.2 Battery Safety

- Do not attempt to replace the battery yourself. Contact customer support for battery-related issues.
- Do not expose the headphones to extreme temperatures (hot or cold) or direct sunlight for prolonged periods.
- Avoid dropping or physically damaging the battery.

8.3 Water Resistance (IPX4)

The headphones have an IPX4 waterproof rating, meaning they are resistant to splashing water from any direction. This does not mean they are waterproof for submersion.

Warning: Do not immerse the earphones in water. Do not allow the charging port to be submerged, as this can cause battery damage.




Figure 8.3: IPX4 water resistance for splash protection.

8.4 Certifications

The PROHEAR 037 headphones comply with various international standards for safety and performance.

INTERNATIONAL CERTIFICATION

BUY WITH CONFIDENCE



Global Noise Reduction Tested

ASIN.3.19 / EN 352-1 / AS/NZS 1270



FCC Certification:

Low radiation, safer



Battery Safety:

Overcharge protection,
ultra long battery life



ROHS Certification:

The materials are safe
and harmless, and can be
used with confidence



IC Certification:

Compliant with
Canadian ISRD standards



MSDS Test

Safe Transportation
& Storage

Figure 8.4: International certifications for quality and safety.

9. WARRANTY & SUPPORT

9.1 Warranty Information

PROHEAR products are designed for durability and performance. For specific warranty details, please refer to the warranty card included with your product or visit the official PROHEAR website. Typically, products come with a manufacturer's warranty covering defects in materials and workmanship.

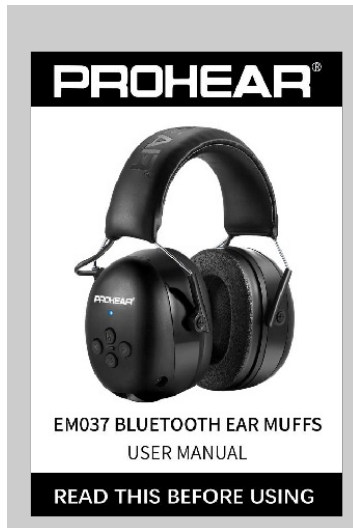
9.2 Customer Support

If you encounter any issues or have questions regarding your PROHEAR 037 headphones, please contact PROHEAR customer support. You can usually find contact information (email, phone, or support portal) on the PROHEAR official website or through the retailer where you purchased the product.

When contacting support, please have your product model number (PROHEAR 037-GEL) and purchase details ready.

© 2023 PROHEAR. All rights reserved.

Documents - PROHEAR – PROHEAR 037-GEL



[\[pdf\]](#) User Manual

Administrator User Manual PROHEAR 037 Gel Ear Pads Bluetooth 5.0 Hearing Protection Headphones 25dB NRR Noise Reduction with 1100mAh Rechargeable Battery for 40H Playtime Perfect Mowing Workshops Snowblowing Orange Health Household 81W6JmzCraL m media amazon images I ||| US/UK EM-037 Bluetooth Safety Earmuffs Key Features Bluetooth 5.0 Technology, allowing you to enjoy hands-free calling and wireless music. Built-in rechargeable battery and USB charging cord included. Noise Reduction: NRR 25dB, SNR 30dB. Deep Bass Truly Stereo. Never power off, get infinite ...
lang:en score:35 filesize: 364.25 K page_count: 10 document date: 2021-10-21