

Kullavik B0967S414S

Kullavik 6-Piece Outdoor Patio Furniture Set Instruction Manual

Model: B0967S414S

[Introduction](#)

[Safety Information](#)

[Package Contents](#)

[Setup](#)

[Operating](#)

[Maintenance](#)

[Troubleshooting](#)

[Specifications](#)

[Warranty & Support](#)

1. INTRODUCTION

Thank you for choosing the Kullavik 6-Piece Outdoor Patio Furniture Set. This manual provides essential information for the safe assembly, operation, and maintenance of your new furniture set. Please read all instructions carefully before assembly and retain this manual for future reference.

2. SAFETY INFORMATION

WARNING:

- Always follow assembly instructions carefully.
- Keep sharp edges away from children.
- Do not leave assembled furniture unattended during use.
- Always maintain a safe distance from heat sources.

3. PACKAGE CONTENTS

Your Kullavik 6-Piece Outdoor Patio Furniture Set is shipped in 3 boxes. Please ensure all components are present before beginning assembly.

Included Components:

- 2 x Middle Sofas
- 1 x Corner Sofa
- 1 x Left Sofa

- 1 x Right Sofa
- 1 x Coffee Table with Tempered Glass Top
- 5 x Seat Cushions (Navy Blue)
- 5 x Back Cushions (Navy Blue)
- Assembly Hardware and Instructions

4. SETUP AND ASSEMBLY

The Kullavik patio furniture set is designed for easy assembly and flexible configuration. Follow the included instructions for step-by-step guidance.

Assembly Steps:

1. Unpack all components from the 3 boxes. Verify all parts are present against the packing list.
2. Assemble each sofa unit individually following the detailed instructions provided.
3. Assemble the coffee table and place the tempered glass top securely.
4. Arrange the sofa units in your desired configuration. The modular design allows for various layouts, such as an L-shape or separate seating arrangements.
5. Place the seat and back cushions on the assembled sofa units. Ensure cushions are secured using the attached Velcro and straps to prevent slipping.

Modular Configuration Example:

DETACHABLE SOFA

We offer an extra piece of the backrest you can combine into a corner sofa.
Our 6pcs outdoor sofa set be combined in a variety of ways.



Split into single sofas



Combine into a corner sofa



Image: The modular design allows for flexible arrangements, such as splitting into individual seats or combining into a corner sofa.



Image: Visual representation of different possible furniture combinations, highlighting the versatility of the set.

5. OPERATING INSTRUCTIONS

Your Kullavik patio furniture set is designed for comfortable outdoor lounging and conversation. The modular pieces can be rearranged to suit various occasions and spaces, from balconies to poolside areas.

Key Features:

- **Ultimate Comfort:** Thick, soft sponge and cotton-filled cushions provide enhanced comfort.
- **Secure Cushions:** Back cushion covers with straps and seat cushion covers with Velcro keep cushions firmly in place.
- **Ergonomic Design:** Widened armrests and heightened back support offer improved comfort and functionality.



Image: The ergonomic backrest is 29.5 inches higher for enhanced support, and the armrest is 7.9 inches wide.

6. MAINTENANCE


Proper care will extend the life and appearance of your patio furniture set.

Cleaning Instructions:

- **Frame:** Wipe the rattan and steel frame with a damp cloth. For stubborn dirt, use a mild soap solution and rinse thoroughly. Dry with a clean, dry cloth.
- **Cushions:** The high-density fabric cushion covers are splash-proof and removable for easy cleaning. Unzip and remove covers for washing as per fabric care instructions.
- **Tempered Glass Tabletop:** Clean with a glass cleaner and a soft cloth. Avoid abrasive cleaners that may scratch the surface.

General Care:

- To prevent fading and prolong the life of the cushions, store them indoors or cover the furniture during prolonged periods of non-use or harsh weather conditions.
- Regularly check and tighten any loose hardware to ensure stability.



UPGRADED QUALITY MATERIALS
Made of high-density sponge




<p>MEMORY REBOUND: Not easy to deform and rebound fast</p>	<p>4" THICKENED CUSHION: Ultra-thickness to bring you the most comfortable experience</p>	<p>SPLASH-PROOF COVER: Cushion splash proof with zipper washable</p>
		

Image: Cushions feature memory rebound, 4-inch thickness, and splash-proof covers with zippers for easy removal and cleaning.

7. TROUBLESHOOTING

If you encounter any issues with your furniture set, please refer to the assembly instructions or contact customer

service for assistance.

Common Concerns:

- **Loose Components:** Ensure all bolts and screws are tightened securely.
- **Cushion Slippage:** Verify that all Velcro fasteners and ties are properly engaged.
- **Damaged Parts:** If any parts are damaged upon arrival or during assembly, do not proceed with assembly. Contact customer service for replacement parts.

8. SPECIFICATIONS

Feature	Detail
Brand	Kullavik
Model Number	B0967S414S
Color	Navy Blue
Material Type	Rattan & Wicker
Frame Material	Rust-proof Steel
Cushion Material	High-density sponge and cotton, splash-proof fabric covers
Tabletop Material	Tempered Glass
Assembly Required	Yes
Product Care Instructions	Wipe with Damp Cloth, Dry with Wiper
UPC	767410078295

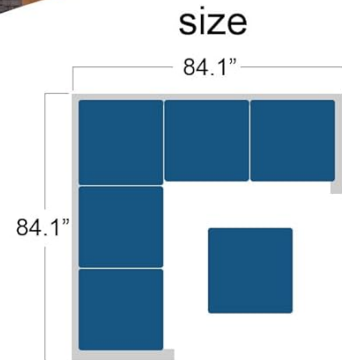


Image: Detailed dimensions of the sectional sofa and coffee table components.

9. WARRANTY & SUPPORT

For any questions, concerns, or assistance with your Kullavik Outdoor Patio Furniture Set, please contact our professional customer service team. Refer to your purchase documentation for specific warranty details. We are committed to ensuring you have a worry-free and satisfying experience with our product.