

cellularline BTHUSHTWSK

Cellularline HUSH Bluetooth In-Ear Earbuds User Manual

Model: BTHUSHTWSK

1. INTRODUCTION

This manual provides detailed instructions for the Cellularline HUSH Bluetooth In-Ear Earbuds. These earbuds feature an interactive touch display, Active Noise Cancelling (ANC), Noise-Free Calls technology, and customizable sound with 5 EQ modes. Please read this manual carefully to ensure proper use and optimal performance of your device.

2. WHAT'S IN THE BOX

- Cellularline HUSH Earbuds
- Charging Case
- User Manual

3. PRODUCT OVERVIEW

The Cellularline HUSH earbuds are designed for an advanced and personalized audio experience. The compact charging case features an interactive touch display for easy control.



Image 1: Cellularline HUSH Earbuds in their charging case, showcasing the sleek design and in-ear fit.



Image 2: An illustration highlighting the various functions accessible via the touch display on the charging case, including language, music player, 'Find My Earphone', noise reduction, equalizer, wallpaper, volume, and camera control.

4. SETUP

4.1 Charging

Before first use, fully charge the earbuds and the charging case. Place the earbuds into the charging case. The magnetic closure ensures proper placement for charging. The case and earbuds offer up to 42 hours of total play time.



Image 3: Graphic indicating 42 hours of total play time and 6 hours of charger time for the Cellularline HUSH earbuds.

4.2 Pairing

The earbuds feature an Autopairing function. When removed from the charging case, they will automatically enter pairing mode or reconnect to the last paired device. To pair with a new device, ensure Bluetooth is enabled on your device and select 'Cellularline HUSH' from the list of available devices.

5. OPERATING INSTRUCTIONS

5.1 Touch Display Controls

The interactive touch display on the charging case allows for easy management of various functions. You can control music playback, manage calls, adjust noise reduction modes, and select EQ settings directly from the display.

5.2 Active Noise Cancelling (ANC)

Activate Active Noise Cancelling to reduce ambient low-frequency noise, providing an immersive listening experience. This feature can be controlled via the touch display.

5.3 Noise-Free Calls

The integrated microphones utilize Noise-Free Calls technology to eliminate background noise, ensuring

clear and crisp voice transmission during calls.




Image 4: The charging case display showing an incoming call with options to answer or decline, next to a smartphone displaying a similar call interface.

5.4 Equalizer (EQ) Modes

Customize your audio experience by selecting one of the 5 available EQ modes through the touch display. This allows you to tailor the sound profile to your preferences.

5.5 Noise Reduction Modes

Switch between different noise reduction modes, including Active Noise Cancelling, Normal Mode, and Transparency Mode, to suit your environment. These modes are accessible via the touch display.



Image 5: The charging case display showing options for Noise Reduction, including Active Noise Cancelling, Normal Mode, and Transparency Mode.

6. MAINTENANCE

To ensure the longevity and optimal performance of your Cellularline HUSH earbuds:

- Keep the earbuds and charging case clean and dry.
- Avoid exposing the device to extreme temperatures or humidity.
- Clean the ear tips regularly with a soft, dry cloth.
- Store the earbuds in their charging case when not in use.

7. TROUBLESHOOTING

If you encounter issues with your Cellularline HUSH earbuds, refer to the following common solutions:

- **No Sound:**
 - Ensure earbuds are charged.
 - Check Bluetooth connection to your device.
 - Adjust volume on both earbuds and connected device.

- **Cannot Pair:**

- Ensure earbuds are in pairing mode (usually indicated by a flashing light).
- Turn off and on Bluetooth on your device.
- Forget the device from your phone's Bluetooth settings and try pairing again.

- **ANC Not Working:**

- Ensure ANC is activated via the touch display.
- Check for proper fit of the earbuds in your ears.

- **Charging Issues:**

- Ensure the charging cable is securely connected.
- Verify the charging case has power.
- Clean charging contacts on earbuds and case.

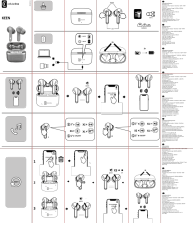
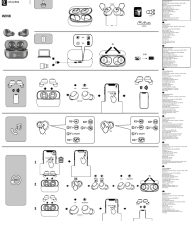
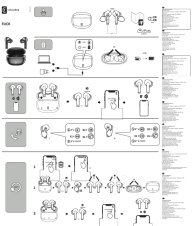
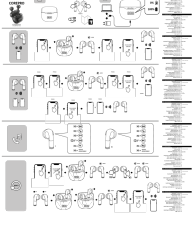
8. SPECIFICATIONS

Feature	Detail
Brand	cellularline
Model	BTHUSHTWSK
Compatible Devices	Bluetooth Devices
Control Method	Touch
Additional Features	Active Noise Cancellation and Noise-Free Calls
Average Battery Life	42 Hours
Item Weight	126 g
Color	Nero
Ear Placement	In-ear
Form Factor	In-ear
Noise Control	Active Noise Cancellation
Headphone Jack	Jack-less
Connectivity Technology	Wireless
Wireless Communication Technology	Bluetooth

9. WARRANTY AND SUPPORT

For warranty information and customer support, please refer to the documentation included with your product or visit the official Cellularline website. Keep your proof of purchase for warranty claims.

Related Documents - BTHUSHTWSK

	<p>Cellularline KEY Bluetooth Earbuds - User Manual and Specifications</p> <p>Comprehensive guide to the Cellularline KEY Bluetooth earbuds, covering setup, usage, technical specifications, safety guidelines, and warranty information.</p>
	<p>Cellularline KEEN Bluetooth Earbuds - User Manual & Specifications</p> <p>Comprehensive guide to Cellularline KEEN Bluetooth earbuds, including setup, usage, touch controls, technical specifications, safety information, and compliance details.</p>
	<p>Cellularline WINK Wireless Earbuds: User Manual and Specifications</p> <p>Comprehensive guide to the Cellularline WINK wireless earbuds, covering technical specifications, usage instructions, safety guidelines, and disposal information.</p>
	<p>Cellularline FLICK TWS Bluetooth Earbuds User Manual and Specifications</p> <p>User manual and technical specifications for the Cellularline FLICK TWS Bluetooth earbuds, covering setup, controls, safety guidelines, warranty, and disposal.</p>
	<p>Cellularline Aries Wireless Stereo Bluetooth Earbuds - User Manual and Specifications</p> <p>Comprehensive user guide for Cellularline Aries wireless stereo Bluetooth earbuds, covering preliminary operations, usage in stereo mode, technical specifications, EU declarations, warranty information, safety guidelines, and disposal instructions.</p>
	<p>Cellularline COREPRO Wireless Earbuds User Manual</p> <p>Comprehensive user guide for the Cellularline COREPRO wireless earbuds, covering setup, pairing, usage, technical specifications, and safety information.</p>