

Cosco 14036GRY1E

Cosco XL 38.5 Inch Fold-in-Half Card Table Instruction Manual

Model: 14036GRY1E

INTRODUCTION

This manual provides essential instructions for the safe and effective setup, operation, maintenance, and storage of your Cosco XL 38.5 Inch Fold-in-Half Card Table. Please read this manual thoroughly before using the product and retain it for future reference.

SAFETY INFORMATION

- Do not exceed the maximum weight capacity of 300 pounds.
- Ensure all legs are fully extended and locked into place before use to prevent collapse.
- Avoid placing hot items directly on the table surface without protection.
- Keep hands and fingers clear of folding mechanisms during setup and folding to prevent pinching.
- Use on a flat, stable surface to prevent tipping.

PACKAGE CONTENTS

- 1 x Cosco XL 38.5 Inch Fold-in-Half Card Table

SETUP INSTRUCTIONS

Follow these steps to properly set up your folding table:

1. Place the folded table on a flat surface with the handle facing upwards.
2. Unfold the table completely until it lies flat. Ensure the central hinge mechanism is fully extended.
3. Locate the leg locking mechanisms on the underside of the table.
4. Extend each leg individually, pulling it outwards until it clicks securely into place. Verify that all four legs are locked.
5. Carefully flip the table upright. The table is now ready for use.



Image: The Cosco XL 38.5 Inch Fold-in-Half Card Table fully unfolded and ready for use.

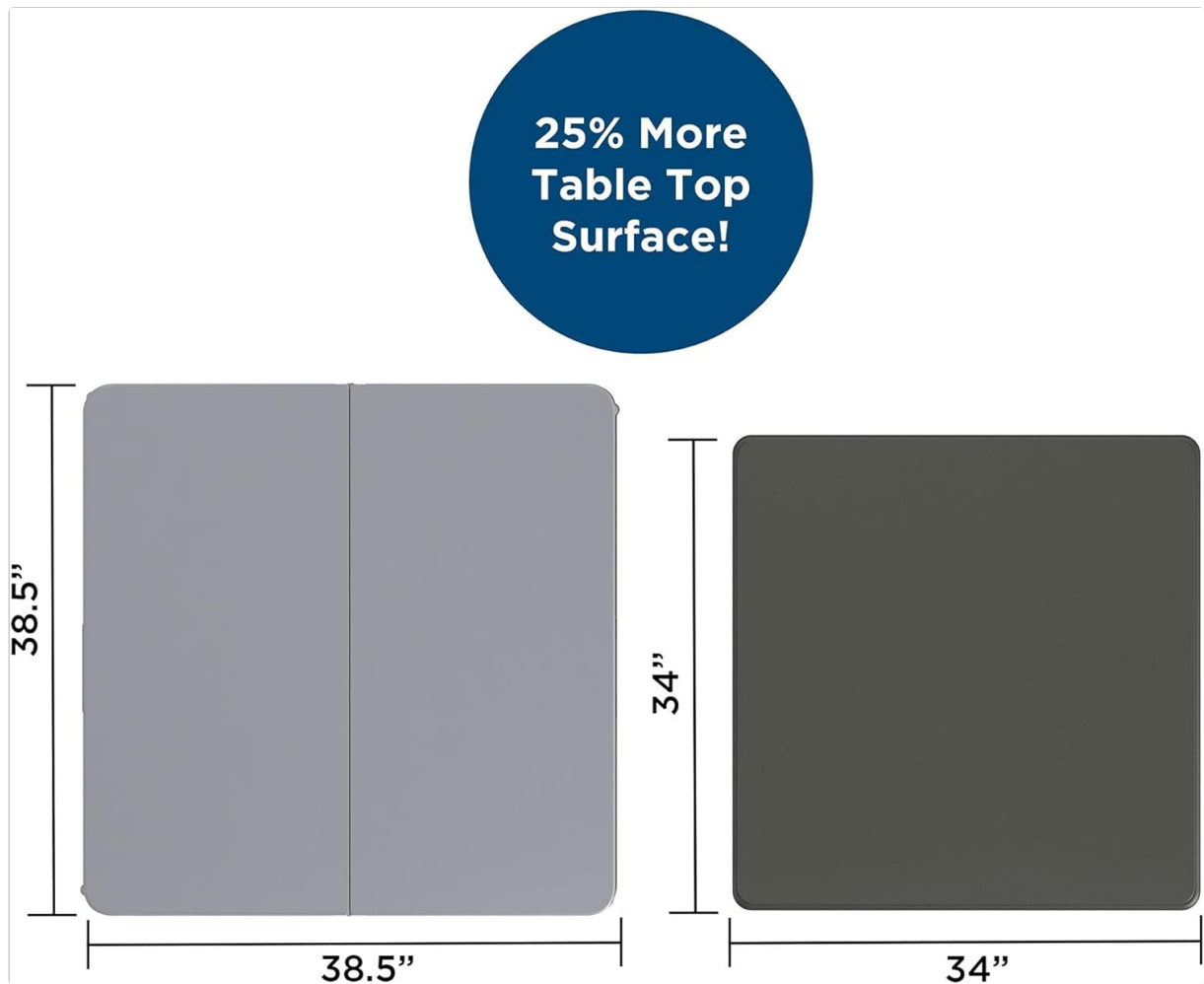


Image: Various views illustrating the table's structure, including the underside with leg mechanisms.

OPERATING THE TABLE

The Cosco XL 38.5 Inch Fold-in-Half Card Table is designed for versatile use in various settings, both indoors and outdoors. Its generous surface area and wheelchair-accessible height make it suitable for dining, games, crafting, and other activities.

- **Surface Care:** The resin tabletop is durable and easy to clean. Wipe spills immediately with a damp cloth. Avoid abrasive cleaners or harsh chemicals.
- **Weight Capacity:** The table can support up to 300 pounds. Distribute weight evenly across the surface.
- **Wheelchair Accessibility:** With a height of 29.5 inches, this table is designed to accommodate wheelchairs comfortably.



Image: The table in use, demonstrating its suitability for gatherings and activities.



Image: The table used as a workspace, highlighting its versatility.

FOLDING AND STORAGE

To fold and store your table, follow these steps:

1. Clear all items from the table surface.
2. Carefully flip the table upside down, exposing the leg mechanisms.
3. Press the release buttons or levers on each leg's locking mechanism and fold the legs inwards towards the center of the table. Ensure they are fully collapsed.
4. Locate the central latch mechanism on the underside of the table. Release this latch to allow the table to fold in half.
5. Fold the table in half, bringing the two halves together. The built-in handle will be exposed for easy carrying.
6. Store the folded table in a dry, protected area. Its compact design allows for storage in closets or under beds.



Image: The table folded in half and stored vertically, showcasing its space-saving design.

MAINTENANCE

Regular maintenance ensures the longevity and optimal performance of your table.

- **Cleaning:** Wipe the tabletop and legs with a damp cloth and mild soap as needed. Rinse thoroughly and dry completely to prevent water spots or rust on metal parts.
- **Inspection:** Periodically check all locking mechanisms and hinges for proper function. Ensure no parts are bent or damaged.
- **Storage:** Store the table in a dry environment to prevent moisture damage.

TROUBLESHOOTING

If you encounter any issues with your table, refer to the following common solutions:

- **Table is wobbly:** Ensure all four legs are fully extended and their locking mechanisms are engaged. Check that the table is on a flat, even surface.
- **Legs won't lock:** Verify that the leg is fully extended. Apply firm pressure until you hear a click, indicating the lock is engaged.

- **Table won't fold:** Ensure the central latch mechanism is disengaged before attempting to fold the table in half.

SPECIFICATIONS

Feature	Detail
Brand	Cosco
Model Name	XL 38.5" Fold-in-Half Card Table w/ Handle
Model Number	14036GRY1E
Product Dimensions (D x W x H)	38.5"D x 38.5"W x 29.5"H
Maximum Weight Recommendation	300 Pounds
Item Weight	12.9 Pounds
Color	Grey
Material Type	Alloy Steel, Plastic/Resin
Is Foldable	Yes
Seating Capacity	4



Image: Detailed dimensions of the table in both unfolded and folded states.









Image: Visual comparison highlighting the 25% larger surface area of the XL table.

WARRANTY

This product comes standard with a 1-year limited warranty. For specific details regarding warranty coverage and claims, please refer to the warranty documentation included with your purchase or contact Cosco customer support.

SUPPORT

For further assistance, questions, or to report any issues not covered in this manual, please contact Cosco customer support. Refer to the product packaging or the official Cosco website for contact information.

	<p>COSCO SmartFold Folding Chairs Assembly Manual</p> <p>Assembly manual for COSCO SmartFold Folding Chairs, noting that no consumer assembly is required.</p>
	<p>Cosco C-21 Cardio Bike User Manual Cosco Fitness</p> <p>Comprehensive user manual for the Cosco C-21 Cardio Bike. Find instructions on safe operation, features, maintenance, and troubleshooting for your Cosco fitness equipment.</p>
	<p>Cosco #88333 Package Delivery Box Assembly Instructions</p> <p>Detailed assembly instructions for the Cosco #88333 Package Delivery Box, including parts list, care instructions, and step-by-step guidance. Ensure proper installation for secure package delivery.</p>
	<p>COSCO Onlook 2-in-1 Convertible Car Seat User Manual & Safety Guide</p> <p>Comprehensive guide for the COSCO Onlook 2-in-1 Convertible Car Seat, covering installation, child fit, safety features, and maintenance for rear-facing and forward-facing modes.</p>
	<p>COSCO CE-72 Elliptical Trainer Owner's Manual</p> <p>Comprehensive owner's manual for the COSCO CE-72 elliptical trainer, detailing assembly, operation, safety precautions, console functions, various workout modes, troubleshooting, and fitness tips.</p>
	<p>Cosco Beep! Beep! Walker WA011, WA058 User Guide</p> <p>User guide for the Cosco Beep! Beep! Walker, model numbers WA011 and WA058. Includes assembly instructions, safety warnings, and care and maintenance information.</p>