

Redzoo GE690A

Redzoo Flame Bluetooth Headphones User Manual

Model: GE690A

Brand: Redzoo

INTRODUCTION

Thank you for choosing the Redzoo Flame Bluetooth Headphones. These wireless sports earphones are designed to provide a superior audio experience with powerful bass and crystal-clear sound, perfect for workouts, gym sessions, and daily use. Featuring Bluetooth V5.0 connectivity and IPX7 waterproof rating, they offer stability, comfort, and durability for all your activities.



Image: Redzoo Flame Bluetooth Headphones, showcasing their sleek red and black design.

SETUP GUIDE

1. Charging the Headphones

Before first use, fully charge your Flame headphones. Connect the provided charging cable to the charging port on the headphones and a USB power source. A full charge takes approximately 2 hours, providing up to 16 hours of music playtime.

The remaining battery power will be displayed on your phone screen when connected.

2. Pairing with Your Device

1. Ensure the headphones are turned off.
2. Long press the Multi-Function Button (MFB) for 5 seconds until the indicator light flashes in red and blue colors, indicating pairing mode.
3. On your device (smartphone, tablet, PC), enable Bluetooth and search for "Mpow Flame" or "Flame".
4. Select "Mpow Flame" or "Flame" from the list of available devices to connect. Once connected, the indicator light will flash blue slowly.
5. The headphones support connection to two devices simultaneously.



Image: Diagram showing the upgraded V5.0 chip within the Redzoo Flame headphones, indicating faster and more stable connection capabilities.

Video: A short demonstration of the Redzoo Flame Running Headphones in red, highlighting their design and features relevant to setup and use.

OPERATING INSTRUCTIONS

Controls

The Flame headphones feature precise control buttons for easy management of your audio and calls.

- **Power On/Off:** Long press the Multi-Function Button (MFB).
- **Play/Pause:** Short press the MFB.
- **Volume Up/Next Track:** Short press '+' for volume up, long press '+' for next track.
- **Volume Down/Previous Track:** Short press '-' for volume down, long press '-' for previous track.
- **Answer/End Call:** Short press the MFB during an incoming call.
- **Reject Call:** Long press the MFB during an incoming call.
- **Activate Voice Assistant (Siri/Google Assistant):** Double-press the MFB.

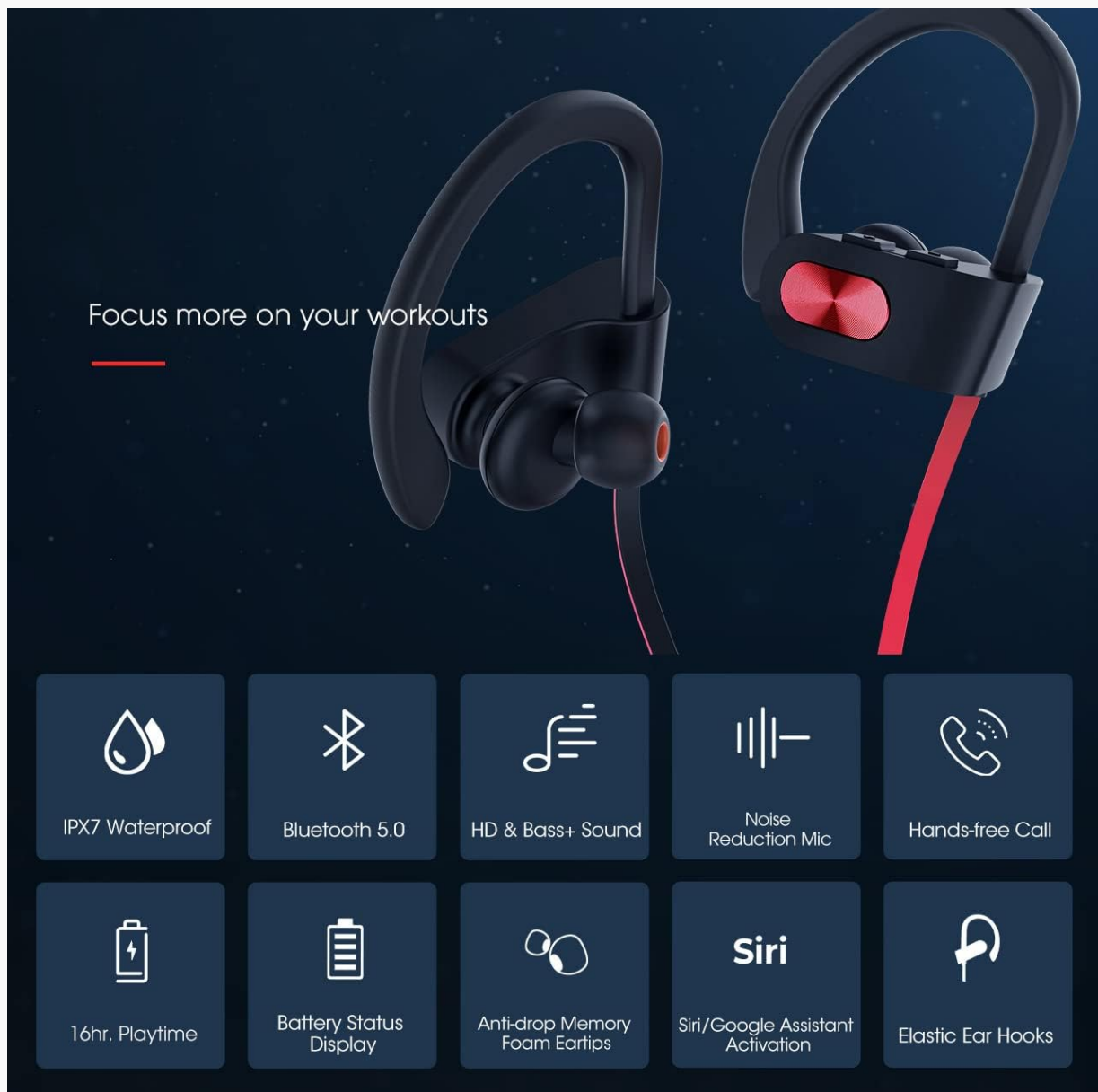
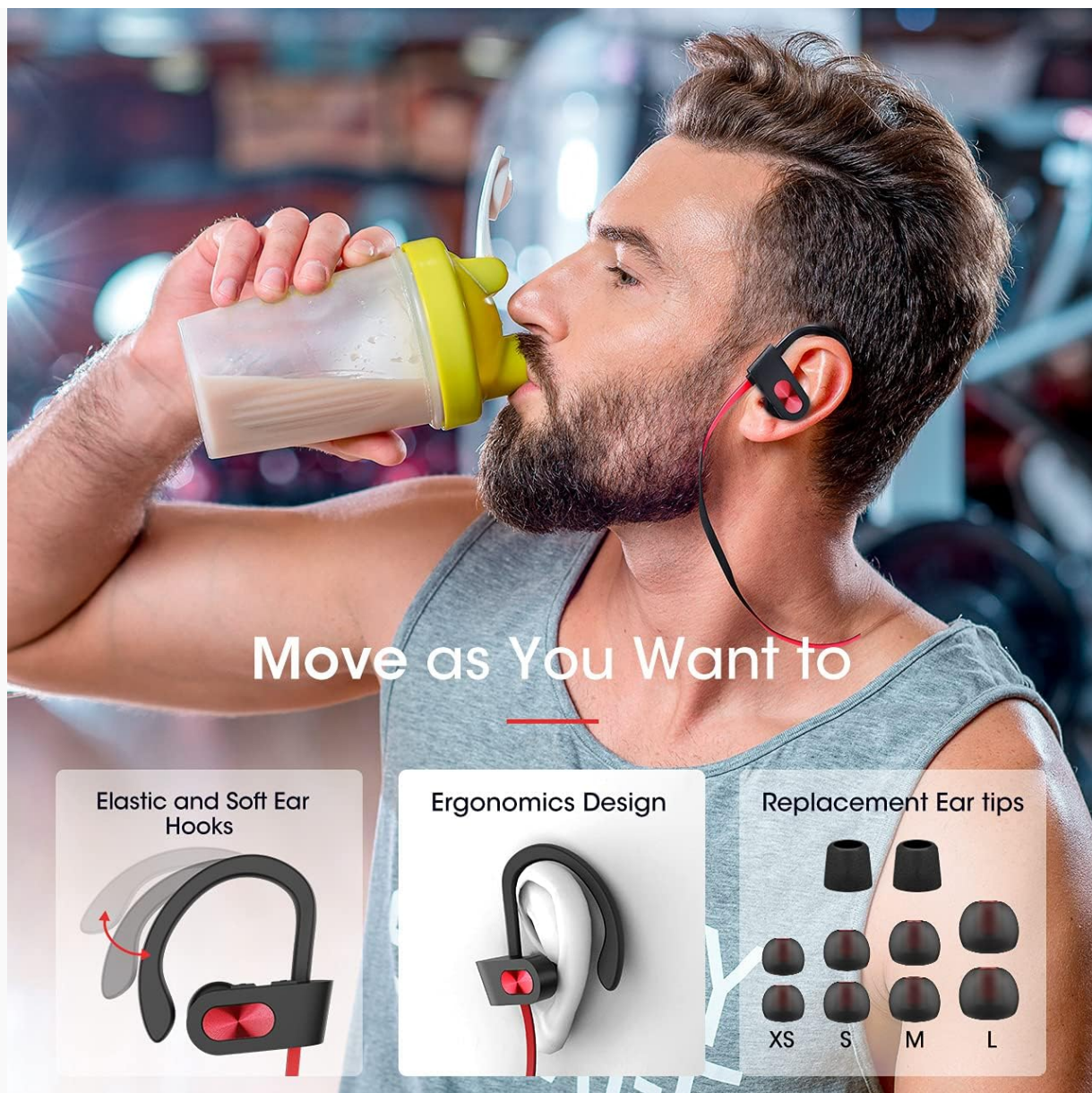


Image: An overview of the Redzoo Flame headphones highlighting their main features and control functions.

Comfort and Fit

The lightweight and ergonomic design, combined with secure ear-hooks, ensures a stable and comfortable fit during strenuous activities. Multiple ear tip sizes (XS/S/M/L) are included to help you find the best sealing and listening experience.



Elastic and Soft Ear Hooks



Ergonomics Design



Replacement Ear tips

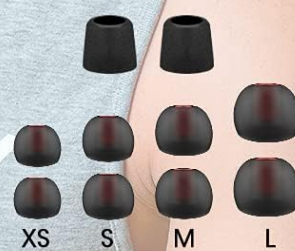


Image: Detailed view of the ergonomic design and included ear tip sizes for customized comfort and secure fit.

MAINTENANCE AND CARE

Waterproof Rating

The Redzoo Flame headphones are IPX7 waterproof, meaning they are protected against immersion in water up to 1 meter for up to 30 minutes. This makes them ideal for strenuous workouts and all weather conditions, as they can fend off sweat and heavy rain.

IPX7 Waterproof

Meet the toughest, suitable for strenuous workouts



Image: The Redzoo Flame headphones shown with water, illustrating their IPX7 waterproof capability.



Image: A user wearing the Redzoo Flame headphones during a workout, highlighting their suitability for active use and resistance to sweat.

Cleaning

To maintain optimal performance and hygiene, regularly clean your headphones. Use a soft, dry cloth to wipe down the earbuds and cable. For ear tips, remove them and clean with mild soap and water, then ensure they are completely dry before reattaching.

Storage

When not in use, store the headphones in their hard case to protect them from dust, dirt, and physical damage.

Video: A promotional video for the Redzoo Bluetooth Headphones, showcasing their features and durability in various sports environments.

TROUBLESHOOTING

Common Issues and Solutions

- **Cannot Pair:** Ensure headphones are in pairing mode (red and blue flashing light). Check if Bluetooth is

enabled on your device. Move closer to your device (within 10 meters). Clear previous Bluetooth connections on your device and try again.

- **No Sound:** Check volume levels on both headphones and your device. Ensure headphones are properly connected to your device.
- **Intermittent Connection:** Ensure no obstacles are between the headphones and your device. Avoid strong electromagnetic interference. Keep your device within the 10-meter Bluetooth range.
- **Charging Issue:** Use the original charging cable provided. Ensure the charging port is clean and free of debris.
- **Earbuds Falling Out:** Try different sizes of ear tips (XS/S/M/L) to find the most secure and comfortable fit. Adjust the ear-hooks for better stability.

SPECIFICATIONS

Feature	Detail
Model Name	Flame
Connectivity Technology	Wireless, Bluetooth v5.0
Bluetooth Version	5.0
Bluetooth Range	10 Meters
Battery Life	Up to 16 Hours (Music Playtime)
Charging Time	2 Hours
Water Resistance Level	IPX7 Waterproof
Audio Driver Size	11 Millimeters
Noise Control	CVC6.0 Noise Cancelling Mic
Compatible Devices	PCs, Phones, Tablets, Smart Speakers
Item Weight	3.84 ounces
Product Dimensions	3.98 x 3.98 x 1.97 inches

WARRANTY & SUPPORT

For warranty information and customer support, please refer to the official Redzoo website or contact your retailer. Keep your purchase receipt for any warranty claims.

A detailed User Manual (PDF) is available for download: [Download User Manual \(PDF\)](#)