

## Music Sound BTMSTWSSLIDEV

# Music Sound TWS Slide Bluetooth Earbuds User Manual

Model: BTMSTWSSLIDEV

## INTRODUCTION

This manual provides comprehensive instructions for the safe and efficient use of your Music Sound TWS Slide Bluetooth Earbuds. Please read this manual thoroughly before using the product and retain it for future reference.

The Music Sound TWS Slide earbuds offer an immersive audio experience with an in-ear design, a charging case featuring an LED battery display, and up to 26 hours of playback. They include three equalization modes for optimized sound and automatic Bluetooth pairing for convenience.

## PACKAGE CONTENTS

- Music Sound TWS Slide Earbuds (Left and Right)
- Charging Case
- USB-C Charging Cable
- User Manual

## PRODUCT OVERVIEW

Familiarize yourself with the components of your Music Sound TWS Slide earbuds.



**Image 1:** The Music Sound TWS Slide earbuds (left and right) shown alongside their charging case. The charging case features an LED display indicating "100", signifying a full charge. The earbuds are purple and have an in-ear design.



**Image 2:** A close-up view of the Music Sound TWS Slide charging case, highlighting its LED display. The display shows "100" and indicates the battery level of the charging case. The text "DISPLAY LED" points to this feature.

## SETUP

### Initial Charging

1. Before first use, place both earbuds into the charging case.
2. Connect the provided USB-C cable to the charging port on the case and the other end to a USB power source (e.g., wall adapter, computer USB port).
3. The LED display on the charging case will show the current battery percentage. A full charge is indicated by "100".
4. Allow the earbuds and case to fully charge.

### Pairing with a Bluetooth Device

1. Ensure the earbuds are charged.

2. Open the charging case. The earbuds will automatically enter pairing mode.
3. On your Bluetooth-enabled device (smartphone, tablet, laptop), go to the Bluetooth settings.
4. Search for available devices and select "Music Sound TWS Slide" (or similar name) from the list.
5. Once connected, you will hear an audible confirmation, and the earbuds will be ready for use.
6. The earbuds feature automatic pairing; once paired, they will automatically connect to the last paired device when removed from the case.

## OPERATING INSTRUCTIONS

---

### Wearing the Earbuds

Gently insert the earbuds into your ears, ensuring a comfortable and secure fit for optimal sound quality and stability during use.



**Image 3:** A user wearing the Music Sound TWS Slide earbuds, demonstrating a comfortable and secure fit. The image emphasizes the in-ear design.



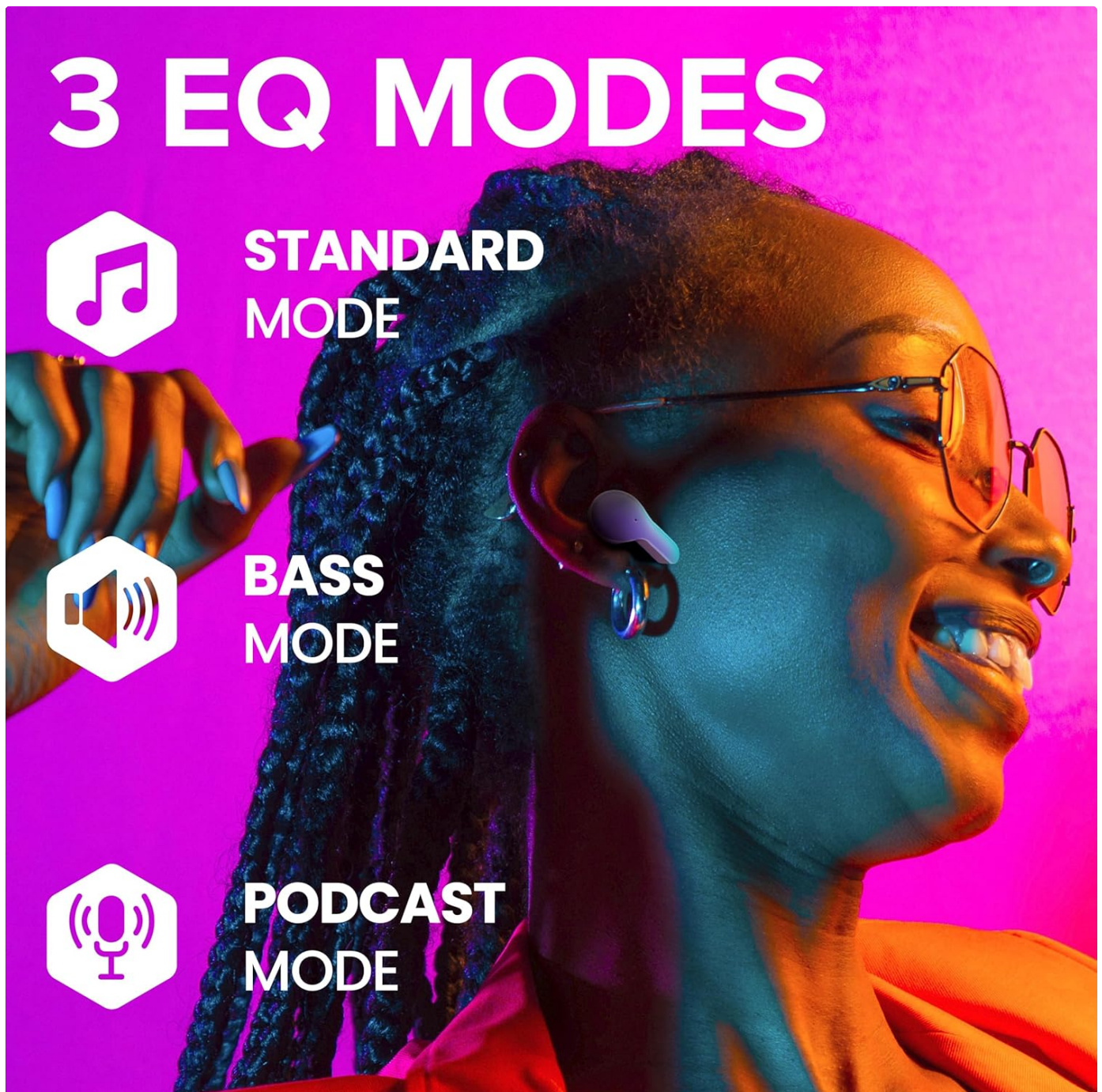
## Touch Controls

The earbuds are equipped with touch-sensitive controls for managing music playback and calls. Specific touch gestures may vary; refer to the quick start guide included in your package for detailed touch control functions.

- **Play/Pause:** Single tap on either earbud.
- **Next Track:** Double tap on the right earbud.
- **Previous Track:** Double tap on the left earbud.
- **Answer/End Call:** Single tap on either earbud during an incoming call.
- **Reject Call:** Press and hold either earbud for 2 seconds during an incoming call.
- **Activate Voice Assistant:** Triple tap on either earbud (if supported by your device).

## Equalization (EQ) Modes

The earbuds feature three distinct EQ modes to optimize your listening experience for different audio content.



**Image 4:** An illustration of the three equalization modes available on the Music Sound TWS Slide earbuds: Standard Mode (balanced

sound), Bass Mode (enhanced bass), and Podcast Mode (clearer vocals). A person is shown wearing the earbuds.

- **Standard Mode:** Provides a balanced sound profile suitable for general music listening and video playback.
- **Bass Mode:** Enhances bass frequencies for a more powerful and immersive audio experience.
- **Podcast Mode:** Optimizes vocal clarity, making it ideal for podcasts, audiobooks, and radio.

To switch between EQ modes, refer to the specific touch control instructions provided in your quick start guide. Typically, this involves a specific tap sequence or a long press on one of the earbuds.

## MAINTENANCE

---

### Cleaning

- Wipe the earbuds and charging case with a soft, dry, lint-free cloth.
- Do not use abrasive cleaners, alcohol, or chemical solvents.
- Ensure charging contacts are clean and free of debris.

### Storage

- Store the earbuds in their charging case when not in use to protect them and keep them charged.
- Avoid storing in extreme temperatures or high humidity.





**Image 5:** The Music Sound TWS Slide charging case being placed into a jeans pocket, illustrating its compact and portable design for easy storage and transport.

## TROUBLESHOOTING

Problem	Possible Cause	Solution
Earbuds not pairing	Low battery; Earbuds not in pairing mode; Device Bluetooth off; Too far from device.	Charge earbuds and case; Ensure earbuds are removed from case; Turn on Bluetooth on your device; Move closer to your device; Try re-pairing.
No sound from earbuds	Volume too low; Earbuds not connected; Audio source paused.	Increase volume on device; Reconnect earbuds; Check audio playback on device.

Problem	Possible Cause	Solution
One earbud not working	Low battery on one earbud; Connection issue.	Place both earbuds in the charging case to ensure they charge properly; Try resetting the earbuds (refer to quick start guide for specific reset instructions).
Charging case LED not lighting up	Charging cable issue; Power source issue; Case fully charged.	Check USB-C cable connection; Try a different power source; If fully charged, the LED may turn off.

## SPECIFICATIONS

- **Model:** BTMSTWSSLIDEV
- **Brand:** Music Sound
- **Connectivity:** Wireless Bluetooth
- **Form Factor:** In-ear
- **Control Type:** Touch Controls
- **Frequency Range:** 20 Hz - 20,000 Hz
- **Battery:** Lithium-ion, Rechargeable
- **Playback Time:** Up to 26 hours (with charging case)
- **Water Resistance:** Not waterproof
- **Included Components:** Earbuds, Charging Case, USB-C Cable, User Manual
- **Color:** Violet

## WARRANTY INFORMATION

Music Sound products are covered by a limited warranty against defects in materials and workmanship. The warranty period typically begins from the date of purchase. Please retain your proof of purchase for warranty claims. For specific warranty terms and conditions, refer to the warranty card included with your product or visit the official Music Sound website.

This warranty does not cover damage caused by misuse, accident, unauthorized modification, or normal wear and tear.

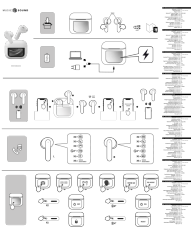

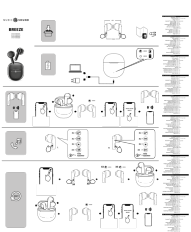
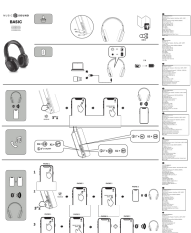

## SUPPORT

For further assistance, technical support, or to inquire about replacement parts, please contact Music Sound customer service. Contact details can typically be found on the product packaging, the official Music Sound website, or the warranty card.

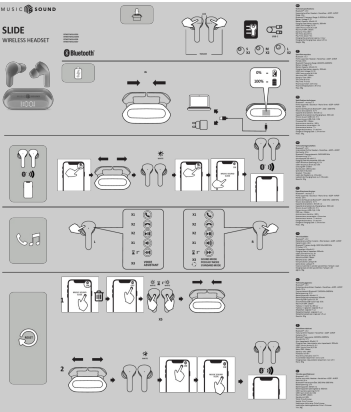
**Online Resources:** Visit the official Music Sound website for FAQs, updated manuals, and support contact information.





	<p><a href="#">Music Sound SHOWY Wireless Earbuds User Manual and Specifications</a></p> <p>Comprehensive user manual and technical specifications for the Music Sound SHOWY wireless Bluetooth earbuds, covering setup, usage, safety, and compliance information.</p>
	<p><a href="#">Music Sound GROOVE True Wireless Earbuds - User Manual &amp; Specifications</a></p> <p>Comprehensive guide to Music Sound GROOVE True Wireless Stereo earbuds, covering features, touch controls, technical specifications, safety guidelines, warranty, and disposal information.</p>
	<p><a href="#">DRIFT FLOW WIRELESS EARPHONES - Music Sound</a></p> <p>Explore the Music Sound DRIFT FLOW WIRELESS EARPHONES, featuring an immersive in-ear design, up to 22 hours of playtime, auto-pairing, and a compact, colorful case. Available in multiple colors with product codes and EANs.</p>
	<p><a href="#">Music Sound Breeze Bluetooth Earbuds User Manual</a></p> <p>This manual provides instructions and technical specifications for the Music Sound Breeze Bluetooth earbuds, including setup, usage, safety information, and disposal guidelines.</p>
	<p><a href="#">Music Sound Basic Bluetooth Headphones User Manual</a></p> <p>This manual provides instructions for using the Music Sound Basic Bluetooth headphones, including setup, operation, and technical specifications. It covers pairing, charging, and safety information.</p>
	<p><a href="#">Music Sound FANTASY Wireless Headphones - Bluetooth On-Ear Headset</a></p> <p>Discover the Music Sound FANTASY wireless on-ear headphones. Featuring Bluetooth connectivity, 22H playtime, comfortable padded headband, swivel earcups, and built-in microphone. Available in multiple colors.</p>

Documents - Music Sound – BTMSTWSSLIDEV



[\[pdf\]](#) User Manual Specifications

BTSLIDETWS ISTR 300X350 R1023 indd Music Sound BTMSTWSSLIDEV headphones headset In ear Calls Green user manual 1 2 MB mmo 122643512 1733232497 1546 866201 objects icecat biz ||| SLIDE WIRELESS HEADSET BTMSTWSSLIDEV BTMSTWSSLIDEW BTMSTWSSLIDER **BTMSTWSSLIDEV** OFF L ON MUSIC SOUND SLIDE 1 RESET 2 IN WHITE X1 X2 X2 X1 2 X3 VOICE ASSISTANT 1 OFF WHITE WHITE X5 WHITE LED TOUCH ON ON MUSIC SOUND SLIDE X1 X2 X2 X1 2 X3 SOUND MODE PODCAST MODE STANDARD MODE O...

lang:fr score:21 filesize: 1.2 M page\_count: 2 document date: 2023-10-17

[pdf] Datasheet Borchure


Presentazione standard di PowerPoint Ilaria Tassi Music Sound BTMSTWSSLIDEG headphones headset

In ear Calls Green Product Brochure Datasheet 238 KB mmo 122643512 1733232472 1913 866187

objects icecat biz |||

SLIDE is the Bluetooth headset equipped with 3 equalization modes: PACKAGING  
STANDARD MODE It allo ... nes with you at all times. Colors green red violet white  
Product Code BTMSTWSSLIDEG BTMSTWSSLIDER **BTMSTWSSLIDEV**  
BTMSTWSSLIDEW EAN Code 8018080472619 8018080472602 8018080472633  
8018080472626 INVOI...

lang:en score:18 filesize: 238.18 K page\_count: 1 document date: 2023-09-28



[pdf] Specifications Label

BTSLIDETWS ISTR 300X350 R1023 indd Scarica il manuale del prodottoMusic Sound Slide Auricolare

TWS Bluetooth con design in ear super colorato e dotato di display led Cuffie Auricolari offmmo

122643512 1733232497 1546 866201static unieuro it energylabel mmo 866201 |||

SLIDE WIRELESS HEADSET BTMSTWSSLIDEG BTMSTWSSLIDEW  
BTMSTWSSLIDER **BTMSTWSSLIDEV** OFF L ON MUSIC SOUND SLIDE 1 RESET  
2 IN WHITE X1 X2 X2 X1 2 X3 VOICE ASSISTANT 1 OFF WHITE WHITE X5 WHITE  
LED TOUCH ON ON MUSIC SOUND SLIDE X1 X2 X2 X1 2 X3 SOUND MODE  
PODCAST MODE STANDARD MODE O...

lang:fr score:15 filesize: 1.2 M page\_count: 2 document date: 2023-10-17

