

TOMZON D28

TOMZON Drone D28 Original Battery User Manual

Model: D28 Battery

INTRODUCTION

This manual provides essential instructions for the safe and effective use, maintenance, and troubleshooting of your TOMZON Drone D28 Original Battery. Please read this manual thoroughly before using the product to ensure optimal performance and longevity.

PRODUCT OVERVIEW

The TOMZON D28 Original Battery is a Lithium Polymer battery designed specifically for the TOMZON D28 Drone. It provides the necessary power for drone operation.



Image 1: The TOMZON D28 Drone Original Battery, a black rectangular lithium polymer battery with ventilation slots and a red connector tab.

SETUP

1. **Unpacking:** Carefully remove the battery from its packaging. Inspect for any visible damage.
2. **Initial Charge:** Before first use, fully charge the battery. Refer to the "Operating: Charging the Battery" section for detailed instructions.
3. **Installation:** Insert the fully charged battery into the designated battery compartment of your TOMZON D28 Drone, ensuring it clicks securely into place. Refer to your drone's manual for specific installation steps.

OPERATING

Charging the Battery

- Use only the original TOMZON charger or a compatible charger specified by the manufacturer.
- Connect the battery to the charger.
- Plug the charger into a suitable power source.
- Monitor the charging indicator lights on the charger (refer to charger manual for details). Charging typically takes several hours.
- Disconnect the battery once fully charged. Do not overcharge.

Using with the Drone

- Ensure the battery is fully charged before each flight.
- Properly install the battery into the TOMZON D28 Drone as described in the "Setup" section.
- Always power on the drone and remote control in the sequence specified in the drone's user manual.
- Monitor battery levels during flight. Land the drone safely when the battery is low to prevent unexpected power loss.

MAINTENANCE

- **Storage:** Store the battery in a cool, dry place, away from direct sunlight and extreme temperatures. For long-term storage, charge the battery to approximately 50-60% capacity.
- **Cleaning:** Wipe the battery and its contacts with a clean, dry cloth. Do not use liquids or solvents.
- **Inspection:** Regularly inspect the battery for any signs of swelling, leakage, or damage. Discontinue use immediately if any damage is observed.
- **Disposal:** Dispose of old or damaged batteries according to local regulations for lithium polymer batteries. Do not dispose of in general waste.

TROUBLESHOOTING

Problem	Possible Cause	Solution
---------	----------------	----------

Problem	Possible Cause	Solution
Battery not charging	Charger not connected, faulty charger, damaged battery.	Ensure secure connections. Try a different charger (if available and compatible). Inspect battery for damage.
Short flight time	Battery not fully charged, aged battery, extreme weather conditions.	Ensure full charge. Consider replacing an old battery. Avoid flying in strong winds or very cold temperatures.
Battery not fitting in drone	Incorrect battery model, improper insertion.	Verify battery model is D28. Ensure correct orientation and firm insertion into the drone's compartment.

SPECIFICATIONS

Feature	Detail
Brand	TOMZON
Model	D28 Original Battery
Battery Type	Lithium Polymer
Number of Batteries	1 (included)
Recommended Use	Drone
Item Weight	12 ounces
Package Dimensions	3.62 x 1.61 x 1.54 inches
ASIN	B095YCK5FZ



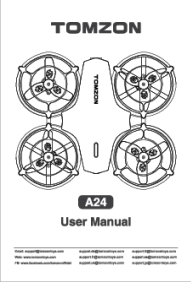



WARRANTY INFORMATION

For detailed warranty information regarding your TOMZON D28 Original Battery, please refer to the official TOMZON website or contact their customer support directly. Warranty terms and conditions may vary.

CUSTOMER SUPPORT

If you encounter any issues or have questions not covered in this manual, please contact TOMZON customer support. Visit the official TOMZON website for contact details and further assistance.

Note: Always refer to the drone's main instruction manual for comprehensive operational guidelines, as this manual focuses specifically on the battery.

 <p>The cover of the Tomzon D28 Drone User Manual features the Tomzon logo at the top. Below it is a top-down view of the drone, showing its four propellers and central body. The text 'D28 Drone User Manual' is centered below the image. At the bottom, there is a small table of contents.</p>	<p>Tomzon D28 Drone User Manual</p> <p>Comprehensive user manual for the Tomzon D28 Drone, covering safety guidelines, installation, controller functions, flight operations, app usage, specifications, troubleshooting, and FCC information.</p>
 <p>The cover of the Tomzon A23 Mini Drone User Manual features the Tomzon logo at the top. Below it is a top-down view of the drone, showing its four propellers and central body. The text 'A23 User Manual' is centered below the image. At the bottom, there is a small table of contents.</p>	<p>Tomzon A23 Mini Drone User Manual</p> <p>User manual for the Tomzon A23 Mini Drone, providing instructions on setup, operation, safety, and specifications. Learn how to fly, calibrate, and utilize various flight modes.</p>
 <p>The cover of the Tomzon A24 Drone User Manual features the Tomzon logo at the top. Below it is a top-down view of the drone, showing its four propellers and central body. The text 'A24 User Manual' is centered below the image. At the bottom, there is a small table of contents.</p>	<p>TOMZON A24 Drone User Manual</p> <p>This user manual provides comprehensive instructions for operating the TOMZON A24 drone, including setup, flight controls, safety precautions, and special modes like Battle Mode and Throw Mode.</p>
 <p>The cover of the Tomzon P5G 2K/4K User Manual features the Tomzon logo at the top. Below it is a top-down view of the drone, showing its four propellers and central body. The text 'P5G 2K / 4K User Manual' is centered below the image. At the bottom, there is a small table of contents.</p>	<p>TOMZON P5G 2K/4K User Manual - Drone Operation and Safety Guide</p> <p>Comprehensive user manual for the TOMZON P5G 2K/4K drone, covering setup, flight operations, safety guidelines, app integration, troubleshooting, and specifications. Learn how to fly your drone safely and effectively.</p>
 <p>The cover of the Tomzon Flying Pig Multi-Language User Manual features the Tomzon logo at the top. Below it is a top-down view of the drone, showing its four propellers and central body. The text 'Flying Pig Multi-Language User Manual' is centered below the image. At the bottom, there is a small table of contents.</p>	<p>TOMZON Flying Pig Drone: Multi-Language User Manual</p> <p>Comprehensive user manual for the TOMZON Flying Pig drone, covering setup, flight controls, modes, specifications, troubleshooting, and safety precautions. This manual is available in multiple languages.</p>
 <p>The cover of the Tomzon A23-W Drone User Manual features the Tomzon logo at the top. Below it is a top-down view of the drone, showing its four propellers and central body. The text 'A23-W User Manual' is centered below the image. At the bottom, there is a small table of contents.</p>	<p>Tomzon A23-W Drone User Manual</p> <p>Comprehensive user manual for the Tomzon A23-W drone, covering pack list, safety reminders, product description, remote control operation, app usage, flight modes, and specifications.</p>

