

Kobo N306-KU-BK-K-EP

Kobo Nia eReader Instruction Manual

Model: N306-KU-BK-K-EP

Brand: Kobo

INTRODUCTION

The Kobo Nia is a compact and lightweight eReader designed for an optimal reading experience. Featuring a 6-inch glare-free touchscreen and adjustable ComfortLight, it allows for comfortable reading in various lighting conditions. With 8GB of storage, it can hold thousands of eBooks, providing access to your entire library wherever you go. This manual will guide you through the setup, operation, and maintenance of your Kobo Nia eReader.

1. SETUP

1.1 Unboxing Your Kobo Nia

Upon opening the Kobo Nia package, you will find the eReader unit, a Quick Start Guide, and a charging cable. The eReader is designed to be compact and fit comfortably in one hand.

“If you like them so much, come down and see ours. Grandfather is out, so you needn’t be afraid,” said Laurie, getting up.

“I’m not afraid of anything,” returned Jo, with a toss of the head.

“I don’t believe you are!” exclaimed the boy, looking at her with much admiration, though he privately thought she would have good reason to be a trifle afraid of the old gentleman, if she met him in some of his moods.

The atmosphere of the whole house being summerlike, Laurie led the way from room to room, letting Jo stop to examine whatever struck her fancy. And so, at last they came to the library, where she clapped her hands and pranced, as she always did when especially delighted. It was lined with books, and there were pictures and statues, and distracting little cabinets full of coins and curiosities, and Sleepy Hollow chairs, and queer tables, and bronzes, and best of all, a great open fireplace with quaint tiles all round it.

“What richness!” sighed Jo, sinking into the depth of a velour chair and gazing about her with an air of intense satisfaction. “Theodore Laurence, you ought to be the happiest boy in the world,” she added impressively.

kobo

1.2 Initial Charge

Before first use, it is recommended to fully charge your Kobo Nia. Connect the provided charging cable to the eReader's micro USB port and plug the other end into a compatible USB power adapter (not included) or a computer's USB port. A full charge can provide weeks of battery life, depending on usage.

1.3 Power On and Initial Configuration

To power on your Kobo Nia, press and hold the power button located on the device. Follow the on-screen prompts to select your language, connect to a Wi-Fi network, and set up your Kobo account. A Wi-Fi connection is necessary to access the Kobo eBookstore and synchronize your library.

2. OPERATING INSTRUCTIONS

2.1 Reading eBooks

Navigate your library to select an eBook. Tap on the screen to open the book. To turn pages, tap the left or right side of the screen, or swipe left/right. To access reading settings, tap the center of the screen.

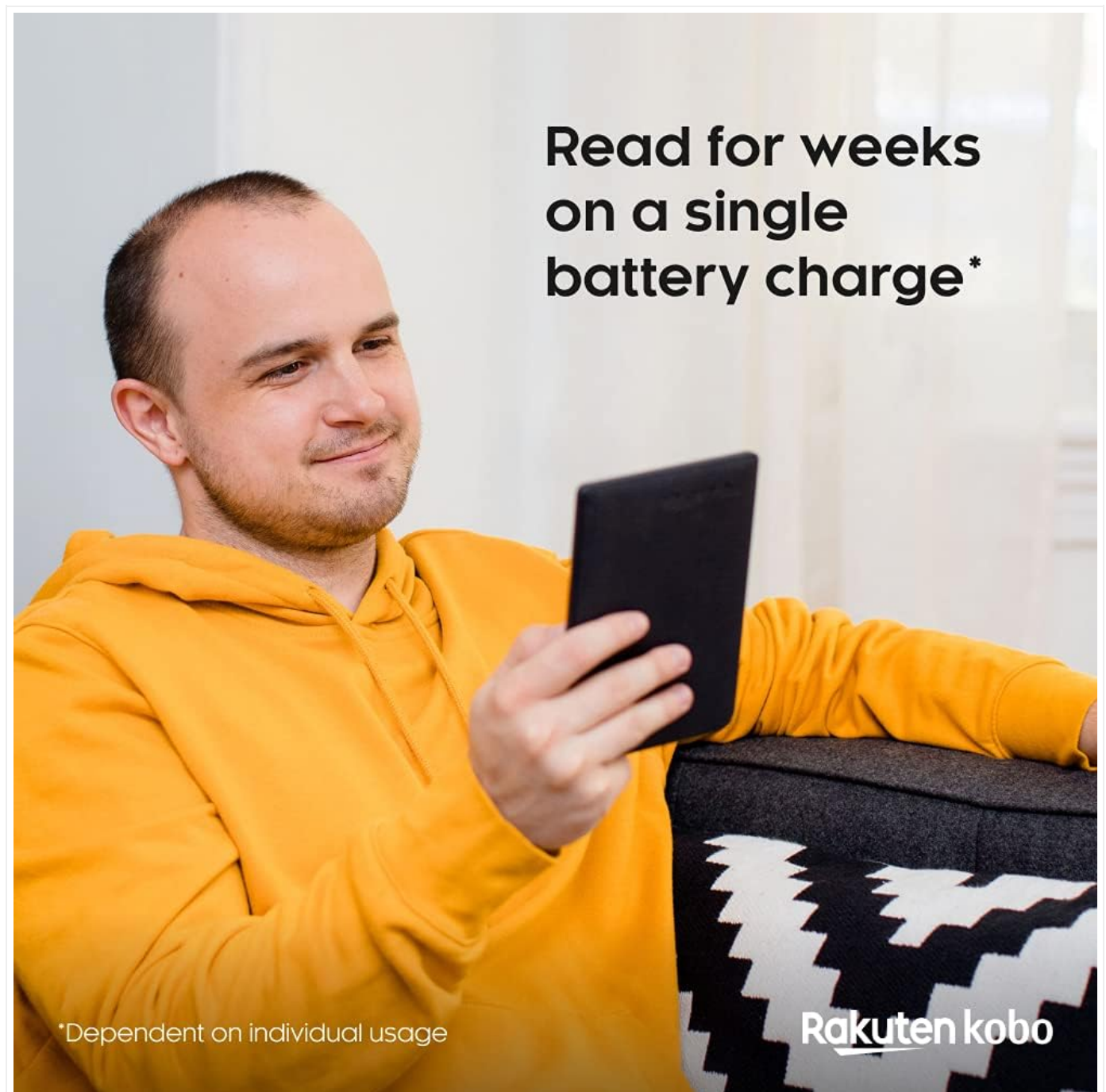


Image: A person reading an eBook on the Kobo Nia eReader outdoors, demonstrating the glare-free screen's readability in direct sunlight.

2.2 Adjusting ComfortLight

The Kobo Nia features an adjustable ComfortLight for reading in various lighting conditions, including darkness. To adjust the brightness, tap the center of the screen while reading to bring up the reading menu. Look for the light bulb icon to access ComfortLight settings and slide to your desired brightness level.

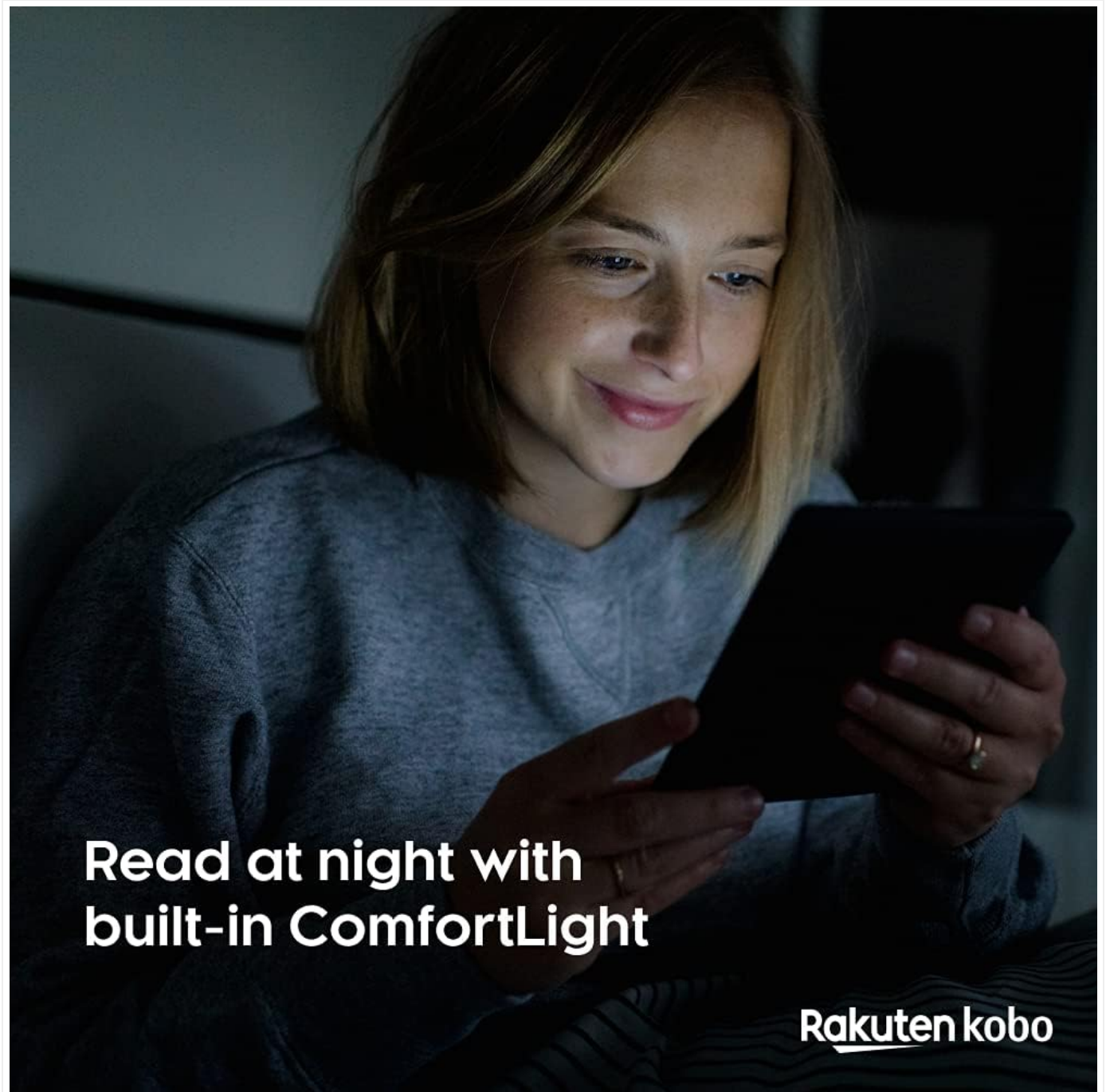


Image: A person reading an eBook on the Kobo Nia eReader in a dark environment, highlighting the effectiveness of the built-in ComfortLight feature.

2.3 Customizing Your Reading Experience

The Kobo Nia allows for extensive customization of your reading experience:

- **Font Settings:** Choose from over 50 font sizes and 12 font types.
- **Margins:** Adjust page margins to your preference.
- **Highlighting and Notes:** Tap and hold on text to highlight passages or add notes.

- **Built-in Dictionary:** Tap on a word to look up its definition instantly.

2.4 Managing Your Library and Content

Your Kobo Nia comes with 8GB of storage, capable of holding approximately 6,000 eBooks. You can access the built-in Rakuten Kobo eBookstore via Wi-Fi to browse and purchase new titles. Additionally, the device supports borrowing library books through OverDrive (availability may vary by region and library) and reading online articles with Pocket.

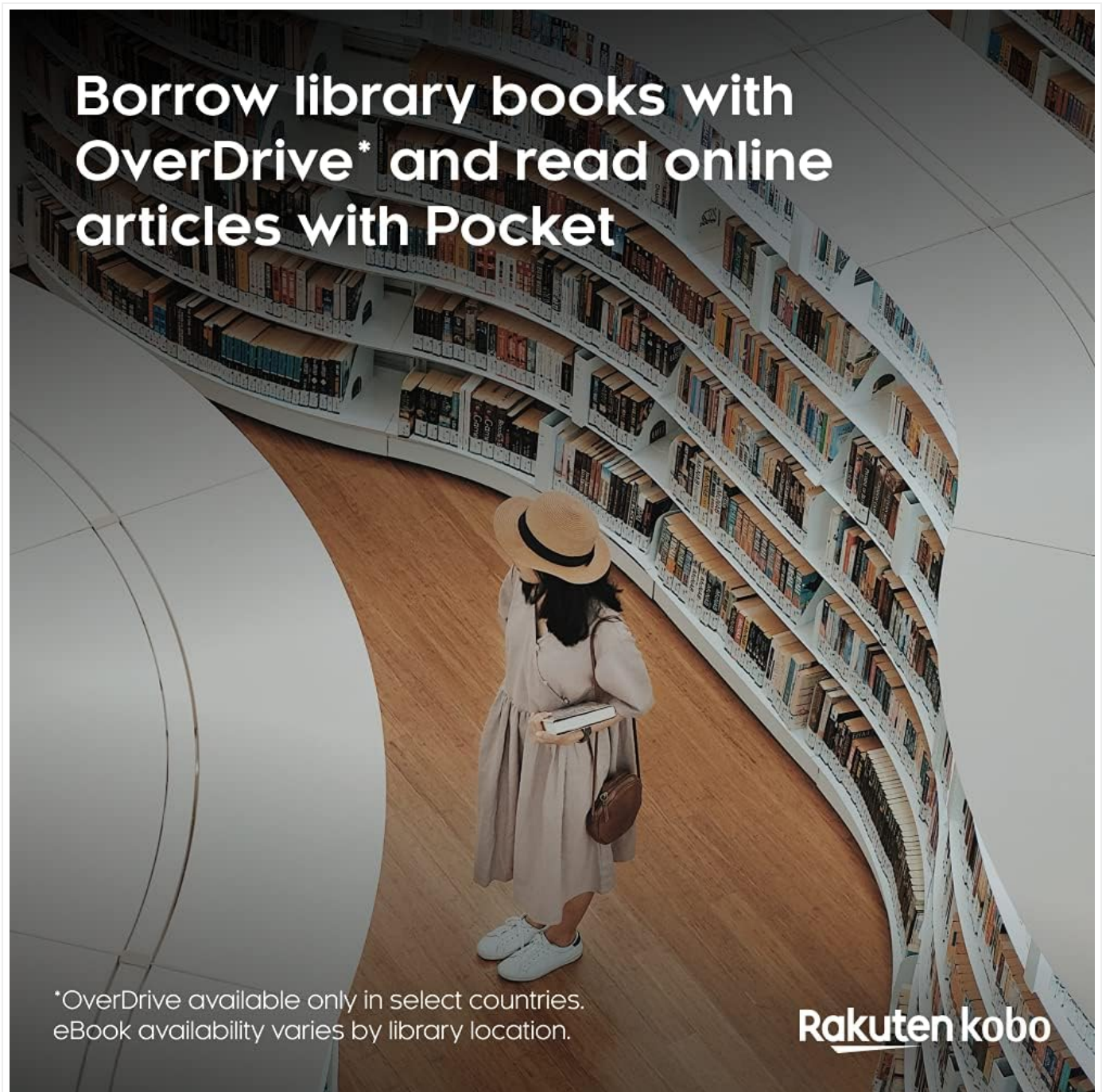


Image: A person in a library, reading on their Kobo Nia eReader, illustrating the device's use for accessing library books via OverDrive.



Video: An official product video showcasing the Kobo Nia eReader's features, including its glare-free screen, ComfortLight, and extensive eBook storage capacity. This video highlights the device's user-friendly design and long battery life.

3. MAINTENANCE

3.1 Cleaning Your eReader

To clean the screen and body of your Kobo Nia, use a soft, lint-free cloth. For stubborn smudges, slightly dampen the cloth with water. Avoid using harsh chemicals or abrasive materials, as these can damage the screen or finish.

3.2 Battery Care

To maximize battery life, avoid exposing your eReader to extreme temperatures. Charge the device regularly, but it is not necessary to fully discharge the battery before recharging. The Kobo Nia's battery is designed to last for weeks on a single charge, depending on individual usage patterns.

4. TROUBLESHOOTING

4.1 Device Not Responding / Frozen Screen

If your Kobo Nia becomes unresponsive or the screen freezes, perform a soft reset. Press and hold the power button for approximately 15-20 seconds until the device restarts. If the issue persists, ensure the device is charged.

4.2 Charging Issues

If your eReader is not charging, check the charging cable for any damage and ensure it is securely connected to both the device and the power source. Try using a different USB port or power adapter if available. Avoid bending the cable excessively near the port to prevent damage.

4.3 Wi-Fi Connectivity Problems

If you are unable to connect to Wi-Fi, ensure your router is working correctly and that you are within range. Try restarting your Kobo Nia and your Wi-Fi router. Verify that you are entering the correct Wi-Fi password.

5. SPECIFICATIONS

Feature	Detail
Model Name	Kobo Nia
Item Model Number	N306-KU-BK-K-EP
Brand	Kobo
Screen Size	6 Inches
Display Technology	Electronic Ink (E Ink Carta)
Display Resolution	1024x758
Memory Storage Capacity	8 GB
Connectivity Technology	Wi-Fi
Battery Life	Weeks (dependent on individual usage)
Item Weight	6.1 ounces
Product Dimensions	4.43"L x 6.27"W x 0.36"Th (11.25 cm L x 15.93 cm W x 0.91 cm Th)
Color	Black

6. WARRANTY INFORMATION







For detailed warranty information regarding your Kobo Nia eReader, please refer to the warranty card included in your product packaging or visit the official Kobo website. Warranty terms and conditions may vary by region and purchase location. Protection plans may also be available for extended coverage.

7. SUPPORT

If you encounter any issues or require further assistance with your Kobo Nia eReader, please visit the Kobo support website or contact Kobo customer service. You can typically find contact information and FAQs on the official Kobo website.

© 2024 Kobo. All rights reserved.

Related Documents - N306-KU-BK-K-EP

	Kobo Clara 2e Quick Start Guide A quick start guide for the Kobo Clara 2e eReader, covering basic operations like turning the device on/off and charging, along with information on the Kobo App and the device's eco-friendly materials.
	Kobo Sage Quick Start Guide A concise guide to getting started with your Kobo Sage eReader, covering essential functions like powering on/off, charging, using the Kobo Stylus, and downloading the Kobo App.
	Kobo Aura User Guide: Your Comprehensive Guide to the Kobo Aura eReader Explore the features and functionalities of your Kobo Aura eReader with this official user guide. Learn how to set up, manage your library, read books, and connect to Wi-Fi.
	Kobo Clara BW (P365) Electronic Label and Regulatory Information Access details for the Kobo Clara BW (P365) e-reader, including how to find its electronic label, model number, and regulatory certification marks. Information on E Ink technology, copyright, and supplier details are also provided.
	Kobo Stylus 2 Quick Start Guide Get started quickly with your Kobo Stylus 2. This guide covers essential setup, including how to replace the stylus tip and where to find support.
	Tolino Flip Safety, Warranty, and Usage Guide Kobo Comprehensive safety instructions, warranty details, cleaning guidelines, and EU conformity information for the Kobo Tolino Flip device. Learn how to safely use and care for your Tolino Flip.

