

## Cellet Dual Universal USB Adapter

# Cellet Dual Universal USB Travel Adapter Instruction Manual

Model: Dual Universal USB Adapter

## 1. INTRODUCTION

---

The Cellet Dual Universal USB Travel Adapter is designed to provide convenient power access for your USB-powered devices, such as the Motorola W175, in over 150 countries worldwide. This compact adapter features dual USB ports and multiple retractable plugs to accommodate various international outlets. It is an ideal solution for travelers needing to charge their electronic devices.



*Image 1.1: The Cellet Dual Universal USB Travel Adapter, showcasing its compact design and two USB ports.*

## 2. SAFETY INFORMATION AND IMPORTANT WARNINGS

**WARNING: This device is a travel adapter, NOT a power converter. It does NOT convert voltage. Ensure your electronic devices (chargers, phones, laptops, etc.) are compatible with the local voltage (100V-240V) before use. Failure to do so may damage your devices or cause injury.**

- Do not use with high-power appliances such as hair dryers, electric kettles, or vacuum cleaners. Refer to the wattage rating of your appliance and the adapter's specifications.
- Keep out of reach of children.
- Do not expose to liquids or extreme temperatures.
- Do not disassemble or modify the adapter.
- Ensure the adapter is fully inserted into the wall outlet before connecting devices.
- Unplug the adapter from the wall outlet when not in use.

## COMPATIBLE TO

IPADS, TABLETS, LAPTOPS, CAMERAS, SMARTPHONES, POWER BANKS AND OTHER DEVICES



### CAUTION!

PLEASE DO NOT USE HIGH POWER APPLIANCES  
IN THE UNIVERSAL AC SOCKET.  
DO CHECK THE RATED POWER OF YOUR DEVICES BEFORE USING.



Image 2.1: Visual warning indicating that the adapter is not suitable for high-power appliances like hair dryers, kettles, or vacuum cleaners.

### 3. PRODUCT FEATURES

The Cellet Dual Universal USB Travel Adapter offers several features for convenient and safe use:

- **Worldwide Compatibility:** Works in over 150 countries, including USA, UK, EU, China, Australia, and New Zealand.
- **Dual USB Ports:** Equipped with two 2.4A USB ports for simultaneous charging of two devices.
- **Retractable Plugs:** Integrated US, EU, UK, and AUS/NZ plug types for easy switching.
- **Pin Lock Mechanism:** Securely locks pins in place when extended, preventing retraction during use.
- **Compact and Durable Design:** Single solid part construction for reliability and portability.

## EQUIPPED WITH DUAL USB PORTS THAT CAN CHARGE YOUR DEVICES SIMULTANEOUSLY



INPUT: 100-240VAC / OUTPUT: 5V 2.1A (TOTAL)

*Image 3.1: A detailed view of the adapter's two USB charging ports, highlighting their accessibility.*

## 4. SETUP AND OPERATION

### 4.1 Extending and Retracting Plugs

To use the adapter, select the appropriate plug type for your destination and extend it as follows:

1. **US/China/Japan Standard:** Press the 'PUSH' button and slide the US plug out.
2. **British Standard (UK/HK/Singapore/Malaysia):** Press the 'PRESS' button, then pull out the UK plug.
3. **European Standard (EU/France/Germany/Netherlands):** Press the 'PUSH' button and slide the EU plug out.
4. **Australian/New Zealand Standard:** Rotate the AUS/NZ plug pins into position.

To retract a plug, reverse the process or press the corresponding release button and push the plug back into the adapter until it locks.

# INSTRUCTIONS

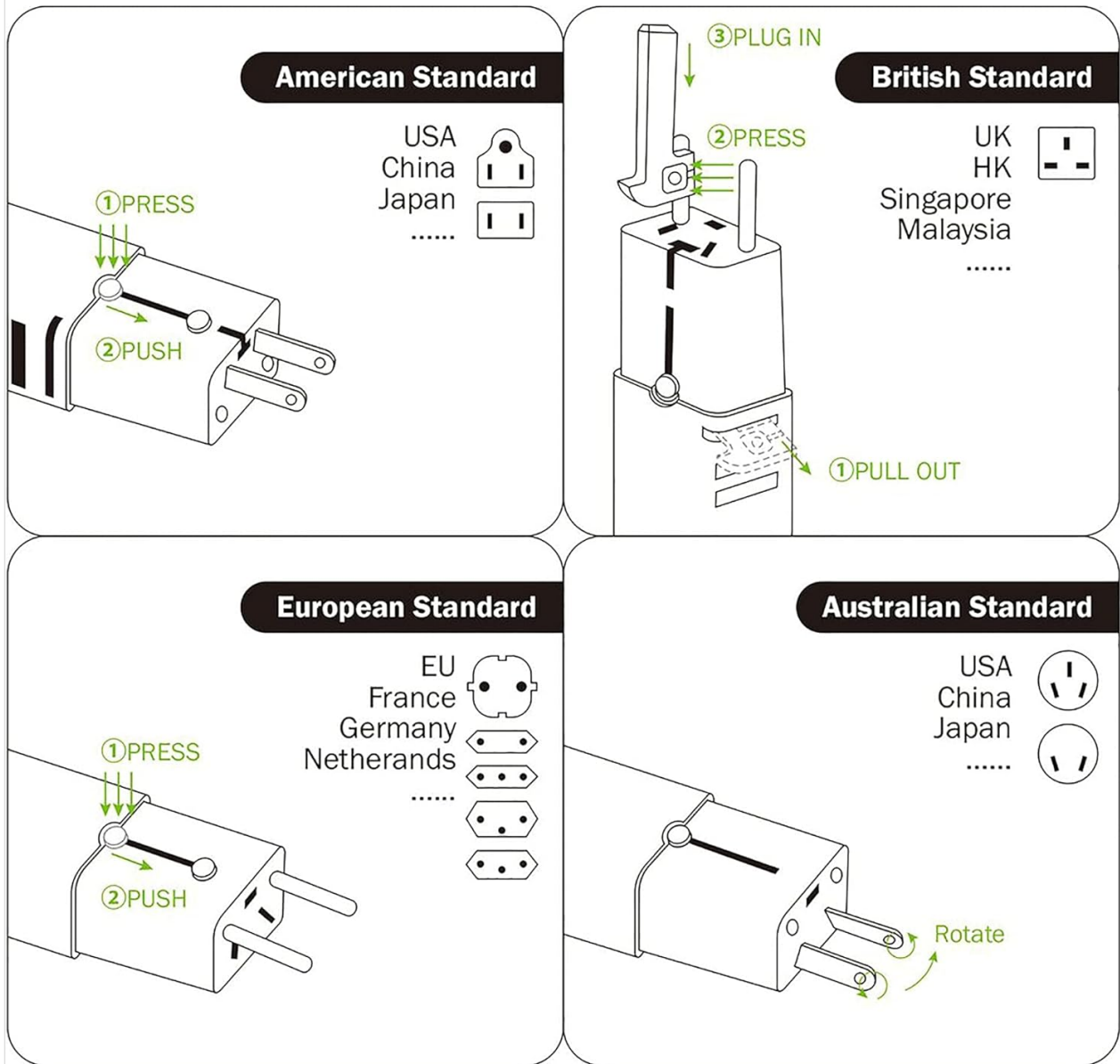


Image 4.1: Step-by-step visual instructions for deploying the American, British, European, and Australian standard plugs.

## 4.2 Charging Devices

1. Extend the correct plug for your wall outlet.
2. Plug the adapter firmly into the wall outlet.
3. Connect your device's USB charging cable (not included) into one of the adapter's USB ports.
4. Connect the other end of the USB cable to your device (e.g., Motorola W175).
5. The device should begin charging. You can charge two USB devices simultaneously.

Remember to verify your device's voltage compatibility (100V-240V) before connecting.





## POCKET SIZE UNIVERSAL ADAPTER ESSENTIAL WHEN TRAVELING INTERNATIONALLY

Works with all types of outlets in the U.S., Europe, Australia, Asia, the UK and other countries shown.



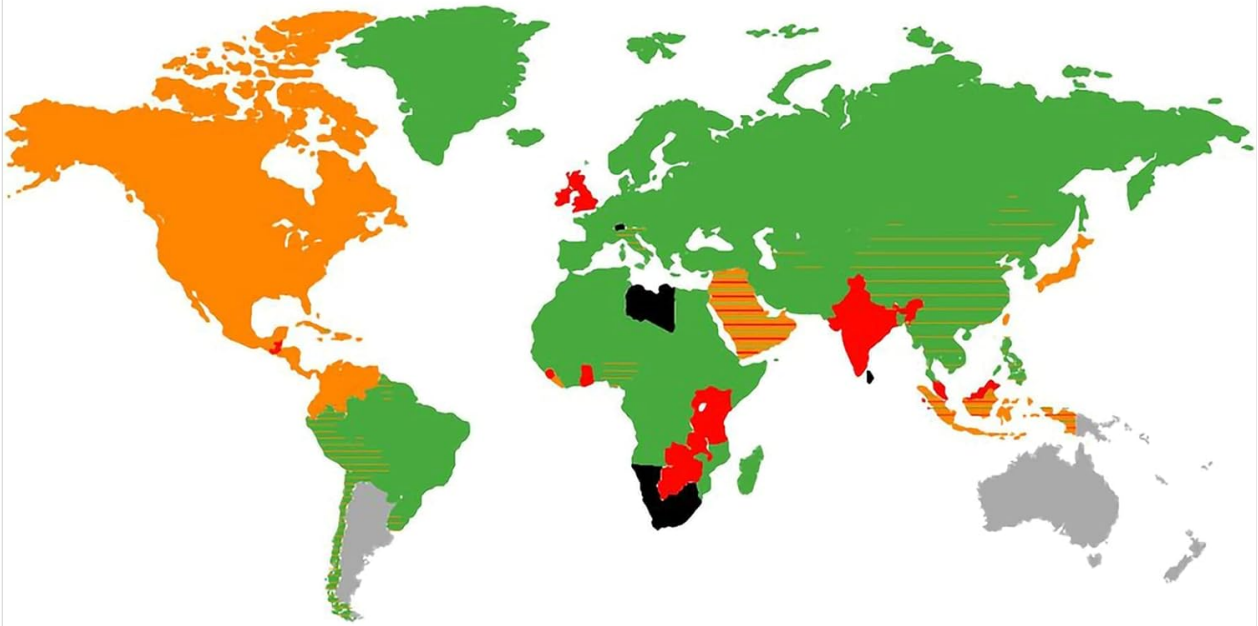
*Image 4.2: The universal adapter plugged into a power strip, charging a smartphone, demonstrating its practical use.*

## 5. COMPATIBILITY

The Cellet Dual Universal USB Travel Adapter is designed to be compatible with a wide range of USB-powered devices, including smartphones (such as Motorola W175), tablets, cameras, power banks, and other small electronic gadgets. It supports outlets in over 150 countries, covering major regions like:

- **North America:** USA, Canada, Mexico
- **Europe:** Most European Union countries, UK, Ireland
- **Asia:** China, Japan, South Korea, Singapore, Malaysia, Thailand
- **Oceania:** Australia, New Zealand
- And many more countries utilizing US, EU, UK, or AUS/NZ standard outlets.

# WORLDWIDE ALL IN ONE UNIVERSAL POWER ADAPTER



US



EUROPE



UK



AUS/NZ

*Image 5.1: A world map illustrating the extensive global compatibility of the universal travel adapter, with different colors representing various plug standards.*




Image 5.2: Visual representation of the four main plug types (US, Europe, AUS/NZ, UK) supported by the adapter.

## 6. SPECIFICATIONS

Feature	Specification
Brand	Works For W175 by Cellet
Model	Dual Universal USB Adapter
Input Voltage	100V-240V AC
USB Output	5V DC, 2.4A (Total)
Wattage	15 watts
Connector Type	US, European, UK, Australian/New Zealand



Feature	Specification
Material	Plastic, Stainless Steel
Color	Black
Item Weight	4 ounces (113 grams)
UPC	694611183827

## 7. MAINTENANCE

---

- **Cleaning:** Disconnect the adapter from the power outlet and all devices before cleaning. Use a dry, soft cloth to wipe the surface. Do not use liquid cleaners or solvents.
- **Storage:** Store the adapter in a cool, dry place away from direct sunlight and moisture when not in use. Ensure all plugs are fully retracted for compact storage.
- **Inspection:** Periodically inspect the adapter for any signs of damage, such as cracks, frayed wires, or loose connections. Do not use if damaged.

## 8. TROUBLESHOOTING

---

- **Device not charging:**
  - Ensure the adapter is firmly plugged into the wall outlet.
  - Verify that the correct plug type is fully extended and locked.
  - Check if your device's USB cable is properly connected to both the adapter and the device.
  - Test with a different USB cable or device to rule out cable or device issues.
  - Confirm that your device is compatible with the local voltage (100V-240V).
- **Plug not extending/retracting:**
  - Ensure you are pressing the correct release button or sliding mechanism for the specific plug type.
  - Avoid forcing the plugs. If stuck, gently wiggle while pressing the release.
- **Adapter feels hot:**
  - A slight warmth during operation is normal. If the adapter becomes excessively hot, immediately unplug it from the wall and disconnect all devices. This may indicate an overload or malfunction.
  - Ensure you are not using high-power appliances with the adapter.

## 9. WARRANTY AND SUPPORT

---

For warranty information or technical support, please refer to the product packaging or contact the retailer where the product was purchased. Keep your proof of purchase for any warranty claims.

