

MOFii 4056

MOFii Wireless Keyboard and Mouse Combo Instruction Manual

Model: 4056

INTRODUCTION

This manual provides detailed instructions for the MOFii 2.4GHz Wireless Keyboard and Mouse Combo, Model 4056. Please read this manual carefully before using the product to ensure proper operation and longevity.

PACKAGE CONTENTS

- MOFii Wireless Keyboard
- MOFii Wireless Mouse
- 2.4GHz USB Nano Receiver
- User Manual (this document)

SETUP INSTRUCTIONS

1. Install Batteries:

- Open the battery compartment on the underside of the keyboard and mouse.
- Insert the required batteries.
- Ensure correct polarity (+/-).
- Close the battery compartment.

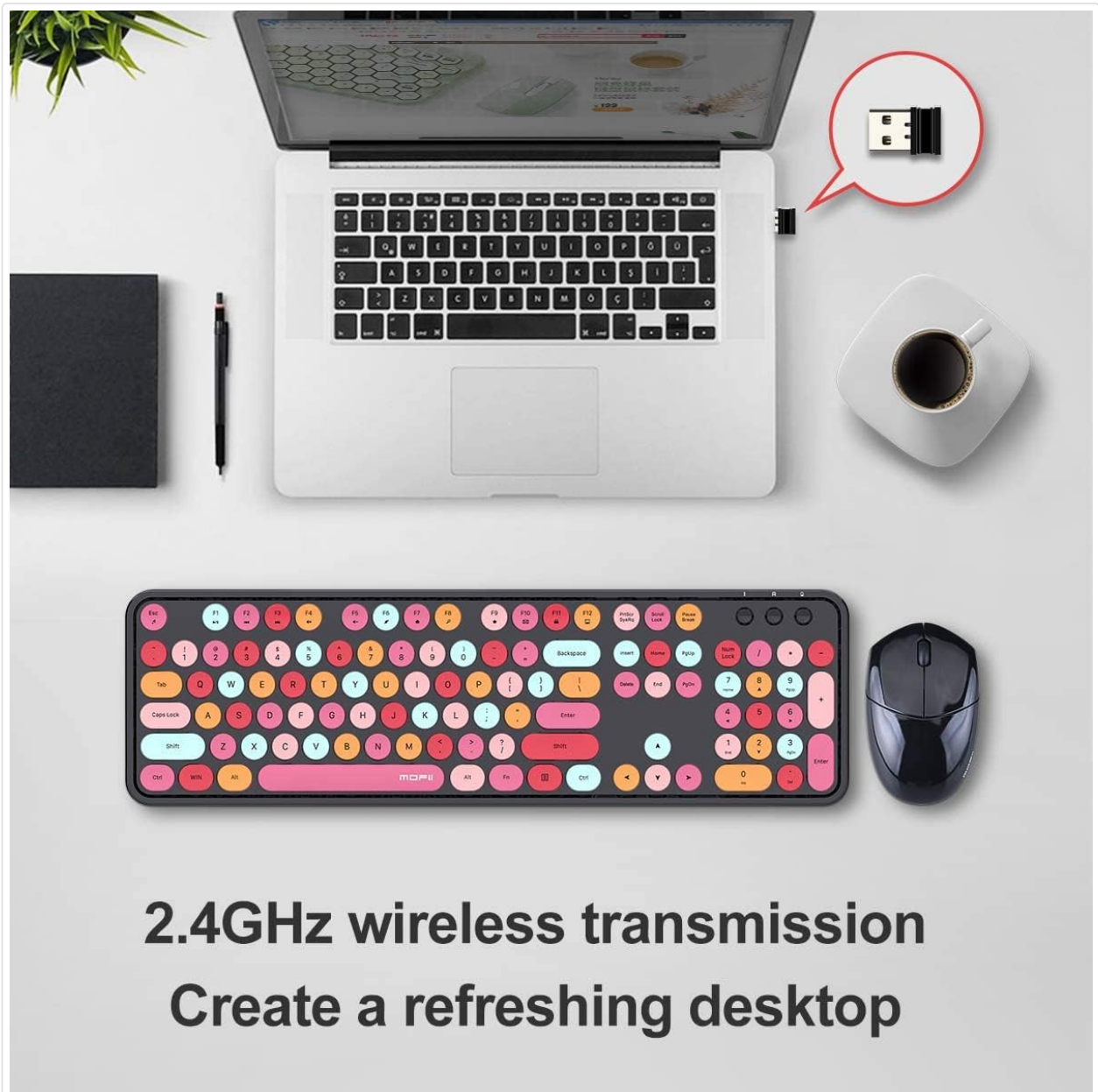
2. Connect USB Receiver:

- Locate the 2.4GHz USB Nano Receiver. It is often stored within the mouse's battery compartment.
- Plug the USB receiver into an available USB port on your computer, laptop, or smart TV.
- The system should automatically detect and install the necessary drivers.

3. Power On:

- Turn on the keyboard and mouse using their respective power switches (if available).

- The devices should connect automatically to the receiver.



2.4GHz wireless transmission

Create a refreshing desktop

Image: MOFii Wireless Keyboard and Mouse connected to a laptop, illustrating the 2.4GHz USB receiver connection.



Image: Diagram illustrating the 2.4GHz wireless connection between the keyboard, mouse, and a laptop, highlighting stable connection up to 10m/33ft.

OPERATING INSTRUCTIONS

General Usage

The keyboard features a full-size layout with colorful round keys, designed for comfortable typing. The mouse is ergonomically shaped for ease of use.

Hotkey Functions

The keyboard includes 13 hotkey functions for quick access to various features. Refer to the keycap legends for specific functions (e.g., media control, volume adjustment, web browser access).

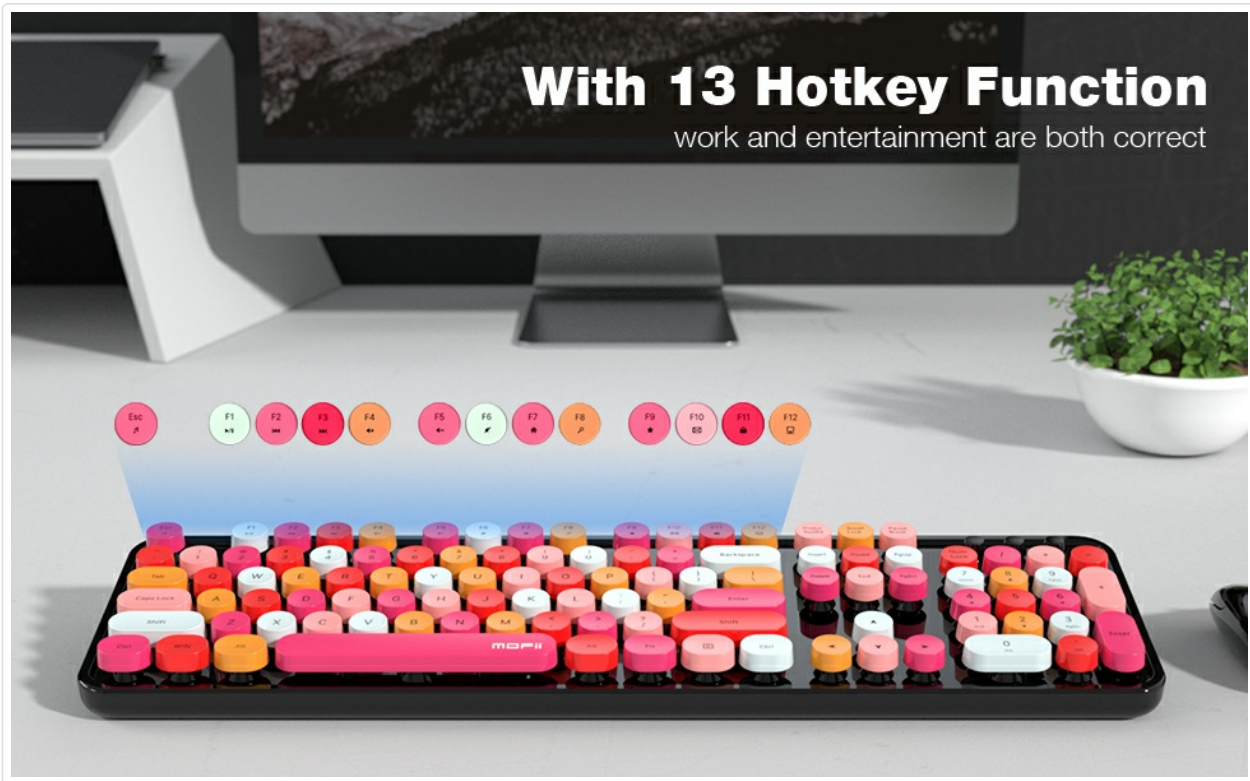
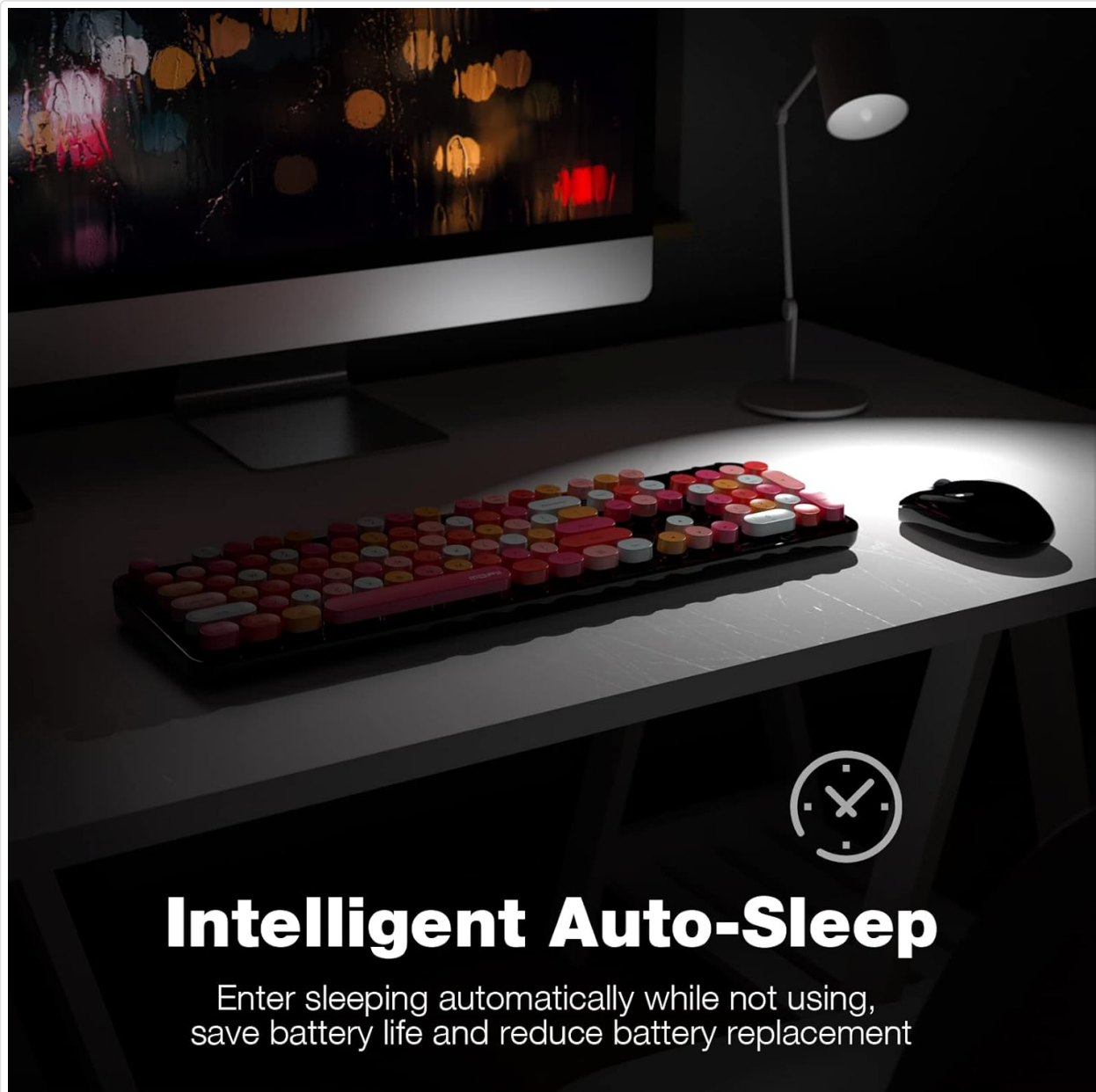


Image: The MOFii keyboard highlighting its 13 hotkey functions, designed to enhance productivity and entertainment.

Auto Power Saving

To conserve battery life, both the keyboard and mouse will automatically enter sleep mode after 5 minutes of inactivity. To wake them up, simply press any key on the keyboard or move the mouse.



Intelligent Auto-Sleep

Enter sleeping automatically while not using,
save battery life and reduce battery replacement

Image: The keyboard and mouse in a low-light setting, illustrating the intelligent auto-sleep feature that conserves battery power.

MAINTENANCE

Cleaning the Keyboard

The keyboard features detachable keycaps for easy cleaning. A brush is included to help remove dust and debris from between the keys.

- Gently pull up the keycaps to remove them.
- Use the provided brush or a soft, dry cloth to clean the keyboard base and keycaps.
- Ensure all parts are dry before reattaching the keycaps.



Detachable Keycaps

Include a brush to deep clean for the keyboard

Image: Close-up view of the keyboard demonstrating detachable keycaps and the included cleaning brush for thorough maintenance.

Ergonomic Design

The keyboard is designed with ergonomic considerations, including foldable stands on the underside to adjust the typing angle for improved comfort and reduced wrist pressure.

Ergonomic Design

Release wrist pressure and work effectively



Image: The underside of the keyboard, highlighting foldable stands and silicone non-slip pads for adjustable height and stability.

TROUBLESHOOTING

• No Connection/Lag:

- Ensure the USB receiver is securely plugged into a working USB port.
- Check if the keyboard and mouse have fresh batteries and are powered on.
- Move the devices closer to the USB receiver to ensure they are within the 10m/33ft operating range.
- Try plugging the USB receiver into a different USB port.

• Keys Not Responding:

- Check battery levels and replace if necessary.
- Ensure the keyboard is not in sleep mode (press any key to wake).
- Re-pair the keyboard by unplugging and re-plugging the USB receiver.

• Mouse Not Responding:

- Check battery levels and replace if necessary.

- Ensure the mouse is not in sleep mode (move the mouse to wake).
- Verify the optical sensor on the bottom of the mouse is clean and unobstructed.
- Re-pair the mouse by unplugging and re-plugging the USB receiver.

SPECIFICATIONS

Feature	Detail
Product Dimensions	17.52 x 5.35 x 1.38 inches
Item Weight	2.03 pounds
Model Number	4056
Connectivity Technology	2.4GHz USB Wireless
Special Feature	Round Keycaps, Auto-Sleep Function




Image: Technical diagram displaying the full-size dimensions of the keyboard (17.4 inches) and mouse (2.7 x 4.3 x 1.4 inches).

COMPATIBILITY

The MOFii Wireless Keyboard and Mouse Combo is compatible with the following operating systems:

- Windows 7
- Windows 8
- Windows 10
- Windows XP/Vista
- Works with PC, Laptop, Smart TV.

Note: Not compatible with Apple systems.



WIDE COMPATIBILITY


2-1 USB Receiver



XP/Vista



Windows 7/8



Windows 10 Computer/PC



Laptop

Image: Visual representation of the product's wide compatibility with various Windows operating systems and devices like PCs and laptops.

OFFICIAL PRODUCT VIDEOS

Your browser does not support the video tag.

Video: "Colorful wireless keyboard and mouse" - A seller-provided video showcasing the vibrant design and wireless functionality of the MOFii keyboard and mouse combo.

Your browser does not support the video tag.

Video: "Stylish Comfort for Everyday Work" - A seller-provided video highlighting the ergonomic design and comfortable typing experience of the MOFii combo.

Your browser does not support the video tag.

Video: "MOFii Wireless Keyboard and Mouse Retro Typewriter Keyboard" - A seller-provided video demonstrating the retro typewriter-style keys and overall aesthetic of the product.

WARRANTY AND SUPPORT

For warranty information and customer support, please refer to the manufacturer's official website or contact their customer service directly. The product typically comes with a standard manufacturer's warranty against defects in materials and workmanship.

For further assistance, you may visit the [MOFII Store on Amazon](#).