

Longines L3.820.4.93.6

Longines Spirit Chronograph Automatic Watch

USER MANUAL

Introduction

This manual provides essential information for the proper use, care, and maintenance of your Longines Spirit Chronograph Automatic Watch, model L3.820.4.93.6. This timepiece features a precise automatic movement, a chronograph function for measuring elapsed time, and a robust design suitable for daily wear and water activities up to 100 meters.

Product Overview



Image: The Longines Spirit Chronograph Automatic Watch, featuring a blue dial with luminous silver-tone hands, a stainless steel case, and a matching stainless steel bracelet. The dial includes three sub-dials for chronograph functions and a date window.

The Longines Spirit Chronograph Automatic Watch is distinguished by its blue dial, luminous silver-tone hands, and a

durable silver-tone stainless steel case and band. It is powered by an automatic movement, ensuring reliable timekeeping without the need for a battery. Key features include:

- **Chronograph Function:** Allows for precise measurement of elapsed time.
- **Automatic Movement:** Self-winding mechanism powered by the motion of your wrist.
- **Water Resistance:** Rated for 100 meters (10 ATM), suitable for swimming and snorkeling.
- **Sapphire Crystal:** Anti-reflective and scratch-resistant for enhanced durability and clarity.
- **Screw Down Crown:** Enhances water resistance.
- **Date Display:** A practical date window on the dial.

Setup

1. **Unpacking:** Carefully remove the watch from its packaging. Retain all original packaging for future storage or service needs.
2. **Initial Winding:** As an automatic watch, it gains power from wrist movement. If the watch has stopped, gently wind the crown clockwise approximately 30-40 times while it is in the normal (pushed-in) position. This will provide sufficient power reserve to start the movement.
3. **Setting the Time:**
 - Pull the crown out to the second position (farthest out).
 - Turn the crown clockwise or counter-clockwise to set the hour and minute hands.
 - Push the crown back into the normal position to restart the watch.
4. **Setting the Date:**
 - Pull the crown out to the first position (one click out).
 - Turn the crown to adjust the date. Avoid setting the date between 9 PM and 3 AM, as this can damage the movement.
 - Push the crown back into the normal position.
5. **Adjusting the Bracelet:** For optimal comfort and to ensure the automatic movement functions correctly, the bracelet should fit snugly but not too tightly. Professional adjustment by a jeweler is recommended for adding or removing links.

Operating the Chronograph

The chronograph function allows you to measure elapsed time. Your watch features two pushers on the side of the case, typically at 2 o'clock and 4 o'clock, in addition to the crown.

1. **Starting the Chronograph:** Press the upper pusher (at 2 o'clock) to start the chronograph. The central chronograph second hand will begin to move, along with the minute and hour counter sub-dials.
2. **Stopping the Chronograph:** Press the upper pusher again to stop the chronograph. The elapsed time can be read from the central second hand and the chronograph sub-dials.
3. **Resetting the Chronograph:** After stopping, press the lower pusher (at 4 o'clock) to reset all chronograph hands to their zero positions. The chronograph must be stopped before it can be reset.

Note: The sub-dial at 9 o'clock typically displays the running seconds for the main time, while the sub-dials at 3 o'clock and 6 o'clock are for chronograph minutes and hours, respectively.

Maintenance and Care

- **Cleaning:** Regularly wipe your watch with a soft, dry cloth to remove dust and fingerprints. For water-resistant

models, a damp cloth can be used, followed by drying. Ensure the crown is fully screwed down before any contact with water.

- **Water Resistance:** While your watch is water-resistant to 100 meters, it is crucial to ensure the crown is always fully screwed down before exposure to water. Avoid operating the pushers or crown while the watch is wet or submerged. Water resistance is not permanent and may decrease over time due to wear and tear or impacts.
- **Temperature Extremes:** Avoid exposing your watch to sudden temperature changes or extreme temperatures (above 60°C / 140°F or below 0°C / 32°F), as this can affect the movement and seals.
- **Magnetic Fields:** Keep your watch away from strong magnetic fields (e.g., speakers, refrigerators, MRI machines), which can affect the accuracy of the mechanical movement.
- **Impacts:** Avoid dropping your watch or subjecting it to severe impacts, which can damage the internal components or the case.
- **Servicing:** It is recommended to have your watch serviced by an authorized Longines service center every 3-5 years to ensure its longevity and optimal performance. This includes checking the movement, replacing seals, and ensuring water resistance.

Troubleshooting

Problem	Possible Cause	Solution
Watch has stopped or is running slow.	Insufficient power reserve.	Manually wind the watch by turning the crown clockwise 30-40 times. Wear the watch regularly to keep it wound.
Time is inaccurate.	Exposure to strong magnetic fields; need for service.	Demagnetize the watch (professional service recommended). If problem persists, contact an authorized service center.
Chronograph hands do not reset to zero.	Impact or internal misalignment.	Contact an authorized service center for adjustment.
Moisture under the crystal.	Compromised water resistance.	Immediately take the watch to an authorized service center to prevent further damage.

Specifications

Model Number:	L3.820.4.93.6
Movement:	Automatic
Case Material:	Silver-tone Stainless Steel
Case Diameter:	42.0 mm
Case Thickness:	16.30 mm
Band Material:	Silver-tone Stainless Steel
Band Width:	22 mm
Dial Color:	Blue
Crystal:	Anti-Reflective Scratch Resistant Sapphire
Water Resistance:	100 meters (10 ATM)
Clasp:	Fold Over with Push Button Release
Crown:	Screw Down
Calendar:	Date
Display Type:	Analog

Warranty






Your Longines Spirit Chronograph Automatic Watch is covered by a manufacturer's warranty against defects in materials and workmanship. The duration and terms of the warranty are specified in the warranty card provided with your purchase. Please retain your proof of purchase for any warranty claims. The warranty typically does not cover normal wear and tear, accidental damage, or damage resulting from improper use or unauthorized repairs.

Support

For technical assistance, service, or warranty inquiries, please contact an authorized Longines service center or the retailer from whom you purchased the watch. Refer to the official Longines website or your warranty documentation for contact information and a list of authorized service providers in your region.

© 2024 Longines. All rights reserved. Information subject to change without notice.

Related Documents - L3.820.4.93.6


	LONGINES L791 Chronograph Watch Instruction Manual and International Warranty Official instruction manual for the LONGINES L791 Chronograph watch, covering operation, water resistance, time setting, flyback function, and international warranty details. Learn how to care for your LONGINES timepiece.
	Longines Watch Instruction Manual: Warranty, Water Resistance, and Time Setting Guide Official instruction manual for Longines watches, covering international warranty details, water resistance precautions and levels, how to set the time, and accessing online resources. Includes information for model L4.805.4.11.6.
	Longines Chronograph L791 Instruction Manual and International Warranty Comprehensive instruction manual for Longines Chronograph L791 watches, covering international warranty, water resistance, time setting, chronograph functions, and maintenance advice. Includes details on the flyback chronograph and screw-in crown.
	Longines Chronograph L895 Instruction Manual and Warranty Information A comprehensive guide for operating and maintaining your Longines Chronograph L895 watch, including international warranty details, water resistance information, and chronograph functions.
	Longines Watch Instruction Manual: Care, Warranty, and Time Setting Comprehensive instruction manual for Longines watches, covering international warranty, water resistance, time setting, and important safety warnings. Learn how to care for your timepiece.



[Longines Chronograph L898 Instruction Manual - User Guide](#)


Official instruction manual for the Longines Chronograph L898 watch. Learn about its features, international guarantee, water resistance, time setting, and chronograph functions.

Documents - Longines – L3.820.4.93.6




[\[pdf\]](#) Catalog

L3 820 4 93 6 Longines Watch Co Francillon Ltd LONGINES SPIRIT Art des Uhrwerks Automatisch
Kaliber L688 Bewegungsbeschreibung Mechanisches Uhrwerk mit Automatikaufzug Frequenz von 28 800
Halbschwingungen pro uhr longines spirit l3 de catalog product sheet id 2464 |||
LONGINES SPIRIT **L3.820.4.93.6** Gehuse Uhrwerk und Funktionen Form: Rund
Material: Edelstahl Glas: Kratzfestes Saphirglas mit mehreren Antireflexschichten auf
beiden Seiten Abmessungen: 42.00 mm Abstand der Bandanste: 22 mm Dicke: 16.30
mm Wasserdichtigkeit: Wasserdicht bis zu einem Druck von 10 ...
lang:de score:26 filesize: 246.83 K page_count: 1 document date: 2022-01-15



[\[pdf\]](#) Catalog


L3 820 4 93 6 Longines Watch Co Francillon Ltd LONGINES SPIRIT Case Shape Round Material
Stainless steel Glass Scratch resistant sapphire crystal with several layers of anti reflective coating on
both sides watch longines spirit l3 en au catalog product sheet id 2464 |||
LONGINES SPIRIT **L3.820.4.93.6** Case Shape: Round Material: Stainless steel
Glass: Scratch-resistant sapphire crystal, with several layers of anti-reflective coating
on both sides Dimension: 42.00 mm Lug distance: 22 mm Thickness: 16.30 mm
Water Resistance: Water-resistant to 10 bar Case Specificit...
lang:en score:26 filesize: 246.77 K page_count: 1 document date: 2022-01-27



[pdf] Catalog

L3 820 4 93 6 Longines Watch Co Francillon Ltd LONGINES SPIRIT il y a 2 jours — Type de mouvement
Automatique Calibre L688 Description Mouvement mécanique à remontage automatique oscillant 28 800
vibrations par watch longines spirit l3 fr ca catalog product sheet id 2464 |||

LONGINES SPIRIT **L3.820.4.93.6** Boîtier Mouvement et Fonctions Forme : Rond
Type de mouvement : Automatique Matire : Acier Calibre : L688.4 Glace : Glace
saphir rsistante aux rayures, avec plusieurs couches Description mouvement :
Mouvement mcanique remontage de revtement antireflet des deux ...
lang:fr score:26 filesize: 246.84 K page_count: 1 document date: 2022-04-20



[pdf] Catalog

L3 820 4 93 6 Longines Watch Co Francillon Ltd LONGINES SPIRIT Case Shape Round Material
Stainless steel Glass Scratch resistant sapphire crystal with several layers of anti reflective coating on
both sides watch longines spirit l3 en gb catalog product sheet id 2464 Catalog Dimension Ø 42 00 mm

Lug View |||

LONGINES SPIRIT **L3.820.4.93.6** Case Shape: Round Material: Stainless steel
Glass: Scratch-resistant sapphire crystal, with several layers of anti-reflective coating
on both sides Dimension: 42.00 mm Lug distance: 22 mm Thickness: 16.30 mm
Water Resistance: Water-resistant to 10 bar Case Specificit...

lang:en score:26 filesize: 246.77 K page_count: 1 document date: 2022-01-28