

Manuals+

[Q & A](#) | [Deep Search](#) | [Upload](#)

[manuals.plus](#) /

› [Dirt Devil](#) /

› [Dirt Devil Pet Portable Spot Cleaner Solution User Manual](#)

Dirt Devil AD31700

Dirt Devil Pet Portable Spot Cleaner Solution User Manual

Model: AD31700

PRODUCT OVERVIEW

The Dirt Devil Pet Portable Spot Cleaning Formula is a powerful solution designed to effectively clean and remove tough pet stains and odors from various surfaces. Its fresh blossom scent leaves behind a clean and revitalized smell. This formula is specifically designed for use with Dirt Devil portable spot cleaner machines.





Front view of the Dirt Devil Pet Portable Spot Cleaner Solution bottle, highlighting the brand and product type.

Key Features

- **PET SPOT CLEANING SOLUTION:** With a fresh blossom scent, Dirt Devil Pet Spot Cleaner Solution eliminates tough pet stains and odors, leaving your home smelling clean and revitalized.
- **EFFECTIVE FORMULA:** Our pet spot cleaning formula is specially formulated to break down and remove tough pet messes including urine, vomit and feces. Solution comes premixed – just pour and get to cleaning.
- **WHOLE HOME CLEANING:** Use this Dirt Devil carpet spot cleaner solution on carpet, car interiors, stairs, upholstery and more. Designed for portable spot cleaners.
- **WORRY-FREE CLEANING:** Our cleaner formulas are made without phosphates, phthalates or parabens so you can clean with confidence.

SETUP

Preparing the Solution

Before using the Dirt Devil Pet Portable Spot Cleaner Solution, ensure your portable spot cleaner machine is ready. The solution is pre-mixed for convenience. Simply locate the clean water tank on your Dirt Devil portable spot cleaner. Open the tank and pour the required amount of solution directly into it. Refer to your specific machine's manual for exact fill lines if available, otherwise, fill to the indicated solution line on the tank.



A user demonstrates pouring the concentrated pet solution into the clean water tank of a compatible Dirt Devil portable spot cleaner.

OPERATING INSTRUCTIONS

Usage Guidelines

Once the solution is loaded into your portable spot cleaner, you are ready to begin cleaning. For best results, pre-treat tough stains with a Dirt Devil Spot and Stain Remover. Then, shake the solution bottle well before use. For tough stains, use the formula at 100% concentration. For general cleaning, follow the machine fill lines. Apply the solution directly to the stained area by engaging the spray function on your machine. Allow the solution to penetrate the stain for a few moments, then use the machine's brush and suction to lift the stain and dirty water.



**FOR USE ON CARPET,
UPHOLSTERY, STAIRS AND MORE**

A user actively cleaning a carpet stain with the Dirt Devil portable spot cleaner, showing the solution in action.

Recommended Surfaces

This solution is safe and effective for use on:

- Upholstery
- Carpet
- Car Interiors
- Stairs

Always test in a small, hidden area for colorfastness before full application. Do not use on 'S' or 'W' only upholstery.

MAINTENANCE

Cleaning the Solution Tank

After each use, empty any remaining solution from the clean water tank. Rinse the tank thoroughly with warm water. For the dirty water tank, lift it from the machine, open the large cap, and empty the contents into a sink. Rinse the dirty water tank and its filter thoroughly to remove any debris or residue. Ensure all parts are dry before reassembling and storing the machine.





The reverse side of the solution bottle, displaying detailed directions for use and safety information.

Storage

Store the Dirt Devil Pet Portable Spot Cleaner Solution in a cool, dry place away from direct sunlight and extreme temperatures. Ensure the cap is tightly sealed to prevent leakage and maintain product efficacy. Keep out of reach of children and pets.

TROUBLESHOOTING

If you encounter issues with stain removal, consider the following:

- **Persistent Stains:** For very old or stubborn stains, pre-treating with a dedicated spot and stain remover (such as Dirt Devil Spot & Stain Eliminator) before using the portable spot cleaner solution can significantly improve results.
- **Insufficient Cleaning:** Ensure the clean water tank has enough solution and that the dirty water tank is not full. Check for any clogs in the nozzle or suction path of your machine.
- **Odor Persistence:** While the solution is designed to eliminate odors, some deeply embedded odors may require multiple applications or specialized odor eliminators.

SPECIFICATIONS

Attribute	Value
Product Dimensions	5.9 x 10.68 x 3.68 inches
Item Weight	2.15 pounds
Manufacturer	Dirt Devil
ASIN	B095HSL5GJ
Country of Origin	USA
Item model number	AD31700
Specific instructions for use	Upholstery, Carpet
Volume	32 Fluid Ounces
Perfume	Fresh Blossom




Batteries required	No
Included Components	32 oz Portable Pet Solution
Brand	Dirt Devil
Item Form	Liquid
Scent	Fresh Blossom
Specific Uses For Product	Upholstery, Carpet
Material Feature	Scented




IMPORTANT SAFETY INFORMATION

Contains no phosphates, phthalates or parabens. Keep out of reach of children. In case of contact with eyes or skin, rinse with water. If irritation persists, call a Physician or Poison Control Center. For full ingredient list, please visit www.dirtdevil.com.

© 2023 Dirt Devil. All rights reserved.

Related Documents - AD31700

	<p>Dirt Devil Portable Spot Cleaner User Manual</p> <p>Comprehensive user manual for the Dirt Devil Portable Spot Cleaner and Carpet & Upholstery Cleaner. Includes safety instructions, operating procedures, maintenance tips, and troubleshooting guide.</p>
	<p>Dirt Devil DDW03-E01 Carpet Washer User Guide and Safety Instructions</p> <p>Comprehensive user guide for the Dirt Devil DDW03-E01 Carpet Washer, covering safety precautions, operation, maintenance, and troubleshooting. Learn how to clean and maintain your carpets effectively.</p>
	<p>Dirt Devil Endura Upright Vacuum Cleaner User Manual</p> <p>This user manual provides instructions for assembling, operating, and maintaining the Dirt Devil Endura Upright Carpet + Hard Floor Cyclonic Upright Vacuum Cleaner. Includes troubleshooting and warranty information.</p>

	<p>Dirt Devil Carpet + Hard Floor Cyclonic Upright User Manual</p> <p>Comprehensive user manual for the Dirt Devil Carpet + Hard Floor Cyclonic Upright vacuum cleaner. Includes setup, operation, maintenance, troubleshooting, and warranty information for models UD70180, UD70183, and UD70185.</p>
	<p>Dirt Devil Upright Vacuum User Manual</p> <p>Comprehensive user manual for the Dirt Devil Upright Carpet + Hard Floor Cyclonic Upright Vacuum, including assembly, operation, maintenance, and troubleshooting.</p>
	<p>Dirt Devil DD2502 Cyclone Vacuum Cleaner: Instruction Manual</p> <p>Comprehensive instruction manual for the Dirt Devil DD2502 Bagless Single Cyclone Vacuum Cleaner, covering essential safety guidelines, product features, usage, and maintenance for domestic cleaning.</p>