

## Nitecore NC-BP001

# Nitecore NC-BP001 Camera Battery Instruction Manual

Model: NC-BP001 | Brand: Nitecore

## INTRODUCTION

The Nitecore NC-BP001 is a high-performance camera battery designed as a direct replacement for the Sony NP-FW50 battery. It is compatible with various Sony mirrorless APS-C, Cyber-shot RX10 series, and entry-level a7 cameras. This manual provides essential information for the safe and effective use of your NC-BP001 battery.

## PRODUCT OVERVIEW



The Nitecore NC-BP001 camera battery, showcasing its compact design and labeling.

**NITECORE®**

**BATTERY PACK FOR SONY NP-FW50**  
Model: NC-BP001

## BATTERY PACK FOR SONY NP-FW50

Model: NC-BP001

**Compatible Models:** α5000, α5100, α6000, α6100, α6300, α6400, α6500, α7, α7 II, α7R, α7R II, α7S, α7S II, DSC-RX10 III, DSC-RX10, DSC-RX10 II, DSC-RX10 IV, ILCE-QX1, ILCE-QX1L

\* Please refer to the original battery compatibility for more compatible models



SONY is a registered trademark of Sony Corporation.  
This picture is the intellectual property of Nitecore. All rights to take legal action are reserved.

Visual representation of the Nitecore NC-BP001 battery and a list of compatible Sony camera models.

**NITECORE®**

**BATTERY PACK FOR SONY NP-FW50**  
Model: NC-BP001

1030mAh  
**HIGH CAPACITY**

Enables additional photos taken in each charge cycle.



SONY is a registered trademark of Sony Corporation.  
This picture is the intellectual property of Nitecore. All rights to take legal action are reserved.

Image highlighting the 1030mAh high capacity of the Nitecore NC-BP001 battery.



Diagram illustrating the multiple safety features of the Nitecore NC-BP001 battery, including overcharge, over-discharge, overcurrent, overvoltage, and short-circuit protection.



Image demonstrating the precise fit of the Nitecore NC-BP001 battery within a camera's battery slot.

## SETUP

### Initial Charging

Before first use, it is recommended to fully charge your Nitecore NC-BP001 battery. Use a compatible Sony NP-FW50 charger or a Nitecore charger designed for this battery type. Ensure the battery is correctly oriented in the charger.

- Connect the charger to a power source.
- Insert the NC-BP001 battery into the charger.
- Monitor the charging indicator on your charger. Charging time may vary based on the charger and

remaining battery level.

- Once fully charged, remove the battery from the charger.

## OPERATING INSTRUCTIONS

---

### Inserting the Battery

1. Ensure your camera is powered off before inserting or removing the battery.
2. Locate the battery compartment on your camera (typically on the bottom).
3. Open the battery compartment cover.
4. Align the Nitecore NC-BP001 battery with the battery slot, ensuring the contacts match.
5. Gently push the battery into the compartment until it clicks into place.
6. Close the battery compartment cover securely.

### Removing the Battery

1. Power off your camera.
2. Open the battery compartment cover.
3. Press the battery release lever (if present) and gently pull the battery out of the compartment.
4. Close the battery compartment cover.

### Compatible Camera Models

The Nitecore NC-BP001 battery is compatible with the following Sony camera models:

- Sony a5000, a5100, a6000, a6100, a6300, a6400, a6500
- Sony a7, a7 II, a7R II, a7s, a7s II
- Sony dsc-rx10, dsc-rx10 II, dsc-rx10 III, dsc-rx10 iv
- Sony ilce-qx1, ilce-qx1l

*Please refer to your camera's original battery compatibility for more models.*

## MAINTENANCE

---

### Battery Care and Storage

- Store the battery in a cool, dry place away from direct sunlight and extreme temperatures.
- For long-term storage, charge the battery to approximately 50% capacity.
- Avoid fully discharging the battery frequently, as this can reduce its lifespan.
- Clean the battery contacts periodically with a dry, soft cloth to ensure good connection.
- Do not expose the battery to water or high humidity.

## TROUBLESHOOTING

---

### Common Issues and Solutions

- **Battery Not Charging:** Ensure the charger is properly connected to a power source and the battery is correctly inserted. Check for any debris on the battery contacts or charger terminals. Try a different power outlet or charger if available.
- **Battery Not Powering Camera:** Verify the battery is fully charged and correctly inserted into the camera. Check if the camera's battery compartment is securely closed. If the issue persists, try another

**Short Battery Life:** Battery life can be affected by usage patterns, camera settings (e.g., continuous shooting, video recording, LCD brightness), and operating temperature. Ensure the battery is fully charged before use. Over time, all rechargeable batteries will experience a decrease in capacity.

| Feature                           | Specification                                                                  |
|-----------------------------------|--------------------------------------------------------------------------------|
| Model                             | NC-BP001                                                                       |
| Battery Type                      | Rechargeable Li-ion Battery                                                    |
| Voltage                           | 7.4V                                                                           |
| Capacity                          | 1030mAh                                                                        |
| Energy                            | 7.6Wh                                                                          |
| Weight                            | 1.57 ounces (44.5g)                                                            |
| Operating Temperature (Charge)    | 0°C to 45°C (32°F to 113°F)                                                    |
| Operating Temperature (Discharge) | -10°C to 45°C (14°F to 113°F)                                                  |
| Safety Features                   | Overcharge, Over-discharge, Overcurrent, Overvoltage, Short-circuit Protection |

Detailed specifications of the Nitecore NC-BP001 battery, including voltage, capacity, and operating temperatures.



SAFETY INFORMATION

The Nitecore NC-BP001 battery is equipped with multiple safety safeguards. However, it is crucial to follow these guidelines for safe operation:

- Do not dispose of the battery into fire.
- Do not disassemble the battery.
- Do not expose the battery to temperatures over 60°C (140°F).
- Use only chargers specifically designed for Sony NP-FW50 compatible batteries.
- Keep out of reach of children.
- If the battery shows signs of damage, swelling, or leakage, discontinue use immediately and dispose of it properly.

OFFICIAL PRODUCT VIDEO




Your browser does not support the video tag.




This video provides a detailed overview of the Nitecore NC-BP001 camera battery, including its features, specifications, and compatible camera models. It highlights the battery's capacity and multiple built-in safety mechanisms.

WARRANTY AND SUPPORT

For warranty information and technical support, please refer to the official Nitecore website or contact your authorized Nitecore dealer. Keep your purchase receipt as proof of purchase for warranty claims. Visit the [Nitecore Store on Amazon](#) for more products and information.

Related Documents - NC-BP001

|                                                                                     |                                                                                                                                                                                                                                                                                                                                     |
|-------------------------------------------------------------------------------------|-------------------------------------------------------------------------------------------------------------------------------------------------------------------------------------------------------------------------------------------------------------------------------------------------------------------------------------|
|  | <p><a href="#">Nitecore USN1 Sony Battery Charger User Manual</a></p> <p>User manual for the Nitecore USN1 dual-bay battery charger compatible with Sony NP-FW50 camera batteries. Includes features, specifications, operating instructions, safety precautions, and warranty information.</p>                                     |
|  | <p><a href="#">NITECORE USN1 Sony Battery Charger User Manual</a></p> <p>Comprehensive user manual for the NITECORE USN1 dual-slot USB battery charger compatible with Sony NP-FW50 camera batteries. Features include real-time battery status monitoring, reverse polarity protection, and automatic charging mode selection.</p> |
|  | <p><a href="#">Посібник користувача NITECORE NB Plus Power Bank</a></p> <p>Посібник користувача для портативного зарядного пристрою NITECORE NB Plus на 10000mAh, що містить технічні характеристики, інструкції із заряджання, індикатори рівня потужності, попередження та інформацію про безпеку батареї.</p>                    |

|                                                                                   |                                                                                                                                                                                                                                                                                                                                                      |
|-----------------------------------------------------------------------------------|------------------------------------------------------------------------------------------------------------------------------------------------------------------------------------------------------------------------------------------------------------------------------------------------------------------------------------------------------|
|   | <p><a href="#">NITECORE Superb Charger SC4 User Manual</a></p> <p>Comprehensive user manual for the NITECORE SC4 Superb Charger, detailing its features, specifications, operating instructions, and safety guidelines for charging various battery types.</p>                                                                                       |
|  | <p><a href="#">NITECORE NH2400 Li-ion Rechargeable Battery Specification and User Guide</a></p> <p>Detailed specification sheet for the NITECORE NH2400 Li-ion rechargeable battery, covering performance, safety, usage instructions, and technical parameters. Includes model number, capacity, voltage, and operating conditions.</p>             |
|  | <p><a href="#">Nitecore NU25 / NU25 UL Dual Beam USB-C Rechargeable Headlamp User Manual</a></p> <p>User manual for the Nitecore NU25 and NU25 UL dual beam USB-C rechargeable headlamps. Details features, specifications, charging, operation modes (spotlight, floodlight, red light, SOS, beacon), power indication, warnings, and warranty.</p> |

Documents - Nitecore – NC-BP001



[pdf] Nitecore 1645765259d078a1d96062e5f0 charger nitecore cn Uploads file material ||| www.nitecore.cn 18 TCL A 24 510335 400 8869828 info nitecore.com 2 4 6 8 ... 90g Superior Prime 25mm / T2.1 35mm / T2.0 50mm / T2.0 75mm / T2.0 100mm / T2.0 77 **NC-BP001** NP-FZ50 7.4V 1,030mAh 7.6Wh NC-BP002 NP-FZ100 7.2V 2,250mAh 16.2Wh NC-BP003 ... lang:nl score:21 filesize: 24.19 M page\_count: 54 document date: 2022-01-04



[pdf] Nitecore 2022 164613245099d1b83c6d9b2dd2 flashlight nitecore cn Uploads file material ||| www.nitecore.cn 18 TCL A 24 510335 400 8869828 info nitecore.com 2 4 6 8 ... 90g Superior Prime 25mm / T2.1 35mm / T2.0 50mm / T2.0 75mm / T2.0 100mm / T2.0 77 **NC-BP001** NP-FZ50 7.4V 1,030mAh 7.6Wh NC-BP002 NP-FZ100 7.2V 2,250mAh 16.2Wh NC-BP003 ... lang:nl score:21 filesize: 24.16 M page\_count: 54 document date: 2022-03-01



[pdf] Specifications Accessories Catalog PRODUCT CATALOG 1646132838a062e3352b97c65f flashlight nitecore Uploads file material ||| www.nitecore.com SYSMAX Innovations Co., Ltd. 24/F, TCL Plaza, No. 18 Haizhou Road, Haizhu District, ... 50mm / T2.0 75mm / T2.0 100mm / T2.0 77 Photo Accessories Photo Accessories Camera Batteries **NC-BP001** Battery Pack for SONY NP-FW50 Voltage 7.4V Capacity 1,030mAh 7.6Wh NC-BP002 Battery Pack... lang:en score:18 filesize: 23.24 M page\_count: 54 document date: 2022-03-01



## [\[pdf\]](#) Specifications Accessories Catalog

When there is darkness a nitecore light Scenarios About NITECORE Awards Brand Image Knowledge

Patent Lighting — Tiny Monster Series Precise Smart Ring Tactical Chameleon View

1640936516a062e3352b97c65f flashlight Uploads file material |||

[www.nitecore.com](http://www.nitecore.com) SYSMAX Innovations Co., Ltd. 24/F, TCL Plaza, No. 18 Haizhou Road, Haizhu District, ... 50mm / T2.0 75mm / T2.0 100mm / T2.0 77 Photo

Accessories Photo Accessories Camera Batteries **NC-BP001** Battery Pack for SONY NP-FW50 Voltage 7.4V Capacity 1,030mAh 7.6Wh NC-BP002 Battery Pack...

lang:en score:18 filesize: 23.27 M page\_count: 54 document date: 2021-12-31