

## Lydsto HD-JJCSY01

# Lydsto Electronic Breathalyzer HD-JJCSY01 User Manual

Model: HD-JJCSY01

## 1. INTRODUCTION

The Lydsto Electronic Breathalyzer HD-JJCSY01 is a portable device designed for measuring blood alcohol concentration (BAC) through breath analysis. It features a high-sensitivity semiconductor sensor and an LED/LCD digital display for clear and quick results. This manual provides essential information for the safe and effective use of your device.



Figure 1: Lydsto Electronic Breathalyzer HD-JJCSY01

## 2. PACKAGE CONTENTS

---

Please check the package contents upon unboxing to ensure all items are present:

- 1 x Lydsto Electronic Breathalyzer
- 5 x Replaceable Mouthpieces
- 1 x Storage Pouch
- 1 x User Manual

**Note: 3 AAA batteries are required for operation and are not included in the package.**

# Accessoires

---

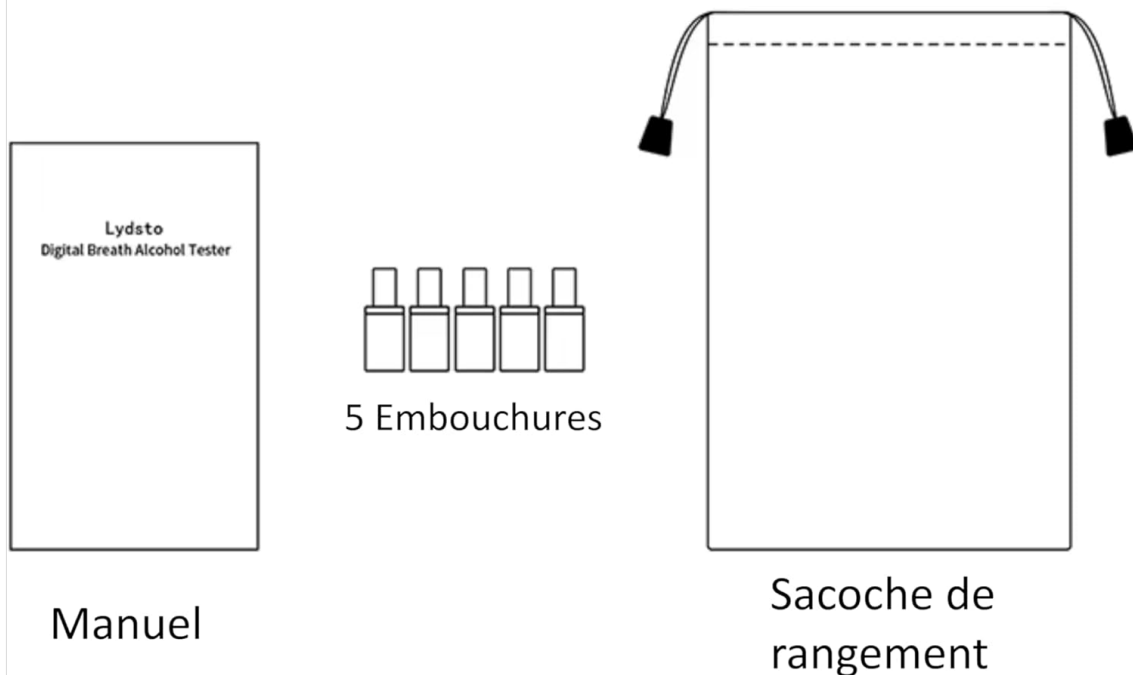


Figure 2: Package Contents

## 3. SETUP

---

1. **Install Batteries:** Open the battery compartment cover on the back of the device. Insert 3 AAA batteries, ensuring correct polarity (+/-). Close the cover securely.
2. **Attach Mouthpiece:** Select one of the provided mouthpieces and firmly insert it into the designated port on the side of the breathalyzer.




Figure 3: Device with Mouthpiece Attached

## 4. OPERATING INSTRUCTIONS

For accurate results, it is recommended to wait at least 20 minutes after your last alcohol consumption before performing a test.

1. **Power On:** Press and hold the power button (usually located on the front of the device) for approximately 1 second to turn on the breathalyzer.
2. **Warm-up:** The device will display a "Warm-up" countdown (typically 10 seconds). Wait for the countdown to complete.

3. **Begin Test:** Once the warm-up is complete, the display will indicate it is ready for testing. Take a deep breath.
4. **Blow into Mouthpiece:** Blow steadily and continuously into the mouthpiece for 4 to 5 seconds. A normal, consistent breath is sufficient; do not blow excessively hard.
5. **Read Results:** The test result will be displayed on the LCD screen within 3 seconds. The result is typically shown in mg/L or g/L.
6. **Multiple Tests:** For improved accuracy, it is advisable to perform three consecutive tests. Take the average value of these three tests for a more reliable result.
7. **Auto-Off:** The device will automatically power off after 10 seconds of inactivity to conserve battery life.

Embout remplaçable

Faites souffler vos amis



Un seul bouton

Facile d'utilisation



Figure 4: Performing a Breath Test

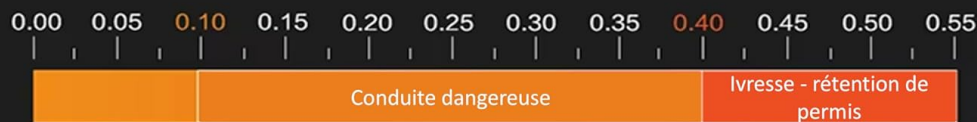
# Conversion de la concentration d'alcool air/sang

Équivalences BrAC/BAC	unit	1	2	3	4	5	6	7	8	9	10	11	12
Concentration d'alcool dans l'air (BrAC)	mg/L	0.05	0.10	0.15	0.20	0.25	0.30	0.35	0.40	0.45	0.50	0.55	0.60
Concentration d'alcool dans le sang (BAC)	mg/100ml	10	20	30	40	50	60	70	80	90	100	110	120
	%	0.01	0.02	0.03	0.04	0.05	0.06	0.07	0.08	0.09	0.10	0.11	0.12
	%0	0.1	0.2	0.3	0.4	0.5	0.6	0.7	0.8	0.9	1.0	1.1	1.2
	g/l	0.1	0.2	0.3	0.4	0.5	0.6	0.7	0.8	0.9	1.0	1.1	1.2



## Conduite interdite en France

### Dangerosité de la conduite selon le taux



En raison des différences de constitution physique de chaque individu, de sensibilité à l'alcool et de métabolisme, les résultats peuvent varier, et une faible quantité d'alcool peut ne pas être détectée après la consommation d'une petite quantité d'alcool (par exemple, une bouteille de bière).

*Remarque : Les données ci-dessus proviennent du laboratoire Lydsto et sont fournies à titre indicatif uniquement.*

Figure 5: Single Button Operation and Replaceable Mouthpiece

## 5. MAINTENANCE

- **Mouthpiece Cleaning:** The provided mouthpieces are washable and reusable. After use, detach them from the device and wash with mild soap and water. Rinse thoroughly and allow to air dry completely before reattaching or storing.
- **Device Cleaning:** Wipe the exterior of the breathalyzer with a soft, dry cloth. Do not use abrasive cleaners or immerse the device in water.
- **Storage:** When not in use, store the breathalyzer and its accessories in the provided storage pouch in a cool, dry place, away from direct sunlight and extreme temperatures.
- **Battery Replacement:** Replace batteries when the low battery indicator appears on the display to ensure optimal performance.

## 6. TROUBLESHOOTING

- **Device does not turn on:**  
Ensure batteries are correctly installed with proper polarity. Replace with fresh AAA batteries if necessary.
- **Inaccurate or inconsistent readings:**  
Ensure you have waited at least 20 minutes after consuming alcohol. Perform multiple tests and

average the results. Avoid testing in areas with strong odors or smoke.

- **Loud alarm after a high reading:**  
This is a normal function to alert the user of a high alcohol level. To silence the alarm, turn off the device by pressing and holding the power button.
- **Display shows "Err" or other error message:**  
Turn off the device and restart it. If the error persists, ensure the mouthpiece is correctly attached and you are blowing steadily.

## 7. SPECIFICATIONS

Feature	Specification
Model Number	HD-JJCSY01
Sensor Type	High-sensitivity Semiconductor
Measurement Range	0.00 g/L to 2.00 g/L
Display	LED/LCD Digital Display
Power Source	3 x AAA Batteries (not included)
Dimensions (L x W x H)	11.2 x 2.9 x 6.1 cm
Weight	100 g






Figure 6: High-Sensitivity Semiconductor Sensor

## 8. SAFETY INFORMATION

---

This device is intended for informational purposes only and should not be used to determine fitness to drive or operate machinery. Blood alcohol concentration (BAC) results can vary based on individual physiology, metabolism, and recent consumption of food or beverages. Official legal limits vary by region, and official tests should always be performed by authorized personnel.

The data provided by this device is for reference only and does not constitute legal proof. Always adhere to local laws and regulations regarding alcohol consumption and driving.





Figure 7: Alcohol Concentration Conversion and Danger Levels (Illustrative)

## 9. WARRANTY AND SUPPORT

---

For technical support, warranty inquiries, or any questions regarding your Lydsto Electronic Breathalyzer HD-JJCSY01, please contact Lydsto customer service through the retailer's platform or the official Lydsto website. Please retain your purchase receipt as proof of purchase for warranty claims.