

Brydge BRY6032

Brydge 12.9 MAX+ Wireless Keyboard with Trackpad User Manual

Model: BRY6032 for iPad Pro 12.9-inch

INTRODUCTION

This manual provides instructions for the Brydge 12.9 MAX+ Wireless Keyboard with Trackpad, designed for the iPad Pro 12.9-inch. It covers setup, operation, maintenance, and troubleshooting to ensure optimal use of your device. The Brydge 12.9 MAX+ transforms your iPad Pro into a versatile laptop-like experience with a multi-touch trackpad and backlit keys.



Image: The Brydge 12.9 MAX+ keyboard with an iPad Pro 12.9-inch securely attached, displaying the iPadOS home screen. The keyboard is open, presenting a laptop-like setup.

SETUP

1. Attaching Your iPad Pro

The Brydge 12.9 MAX+ features a SnapFit Case for secure attachment. Align your iPad Pro with the case and gently press it into place. The magnetic design ensures a firm connection while allowing for easy removal when needed.



Image: A hand gently guiding an iPad Pro into the Brydge keyboard case, demonstrating the attachment process.

2. Charging the Keyboard

Before initial use, fully charge the keyboard. Connect the provided USB-C charging cable to the keyboard's charging port and to a power source. A full charge provides up to 3 months of battery life, depending on usage.

3. Bluetooth Pairing

1. Ensure your Brydge keyboard is charged.
2. Turn on the keyboard using the power button.
3. On your iPad, go to **Settings > Bluetooth** and ensure Bluetooth is enabled.
4. The keyboard will appear in the 'Other Devices' list as 'Brydge 12.9 MAX+'. Tap to connect.
5. A pairing request may appear on your iPad. Confirm the connection.

The Brydge 12.9 MAX+ utilizes Bluetooth 5.0 with Instant-On Connectivity, allowing for quick reconnection to your iPad after initial pairing.



Image: A visual comparison showing two iPad setups, one with a Smart Connector keyboard and another with the Brydge Bluetooth keyboard, highlighting the seamless connectivity of both.

OPERATING INSTRUCTIONS

Keyboard Functions

- **Backlit Keys:** The keyboard features adjustable backlighting. Use the dedicated backlight key (often found in the function row) to cycle through brightness levels or turn off the backlight.
- **Function Row:** The top row of keys provides quick access to iPadOS functions such as screen brightness, volume control, media playback, and search.



Image: A close-up view of the Brydge keyboard, showcasing the key layout and the integrated trackpad.

Trackpad Usage

The large multi-touch trackpad supports various iPadOS gestures for navigation and interaction. Refer to your iPad's iPadOS settings for a complete list of supported gestures.

- **Single Finger Tap:** Select items.
- **Two Finger Scroll:** Scroll through content.
- **Pinch to Zoom:** Zoom in or out on content.
- **Three Finger Swipe:** Switch between open applications or access the App Switcher.

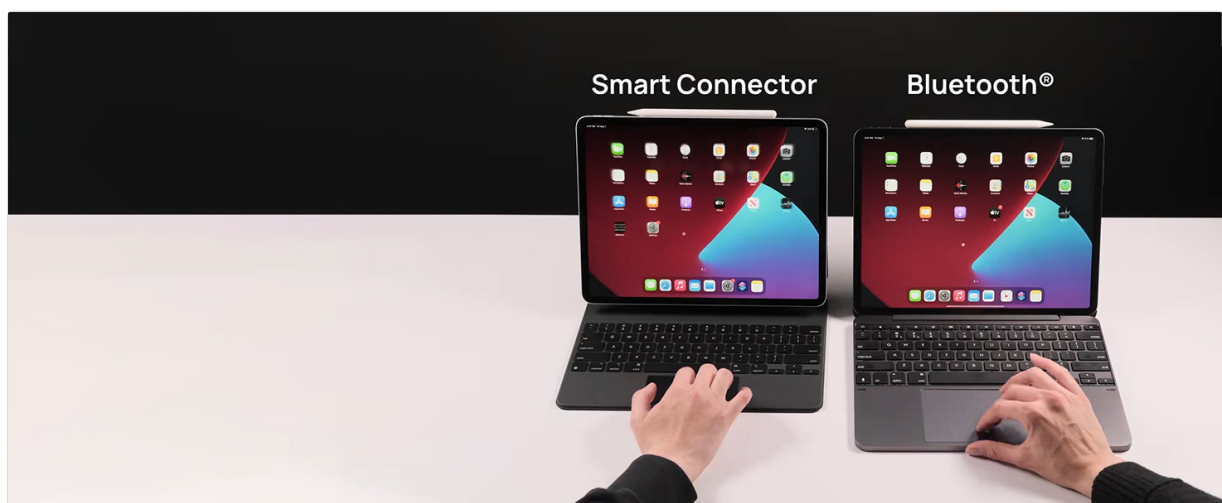


Image: A user's hand operating the multi-touch trackpad on the Brydge keyboard, demonstrating precise control for iPadOS navigation.

Adjustable Viewing Angles

The keyboard allows for up to 135° of screen rotation, enabling comfortable viewing and typing in various environments, whether on a desk or your lap.



Image: A person using the Brydge keyboard with an iPad Pro while seated on a bench, illustrating the portability and adjustable viewing angles for comfortable use in various settings.

MAINTENANCE

Cleaning

To clean your Brydge keyboard, use a soft, lint-free cloth. For stubborn marks, slightly dampen the cloth with water or a mild, non-abrasive cleaner. Avoid excessive moisture and harsh chemicals. Ensure the keyboard is powered off before cleaning.

Battery Care

To maximize battery life, avoid fully discharging the keyboard frequently. Charge the keyboard regularly, especially if it will be stored for an extended period. The keyboard can be charged while in use.

TROUBLESHOOTING

• Keyboard Not Connecting:

- Ensure the keyboard is charged and powered on.
- Verify Bluetooth is enabled on your iPad.
- Forget the device in iPad Bluetooth settings and re-pair.
- Restart both the iPad and the keyboard.

• Trackpad Lag or Freezing:

- This can sometimes be resolved by turning the keyboard off and on.
- Ensure your iPadOS is updated to the latest version.
- Check for any available firmware updates for the Brydge keyboard via the Brydge Connect app (if applicable).

• Hinge Issues:

- Avoid excessive force when opening or closing the keyboard.
- Do not 'overclose' the case without the iPad inside, as this can stress the hinges.
- If hinges become loose or show signs of cracking, contact Brydge customer support for assistance.






- **Firmware Updates:**
 - Periodically check for firmware updates through the official Brydge website or a dedicated Brydge app, if available. Updates can improve performance and address known issues.

SPECIFICATIONS

Model Number	BRY6032
Compatible Devices	iPad Pro 12.9-inch
Connectivity Technology	Bluetooth 5.0 (Instant-On)
Keyboard Description	Wireless, Backlit
Special Features	Multi-Touch Trackpad, Magnetic SnapFit Case, Adjustable Backlit Keys, 135° Viewing Angle
Material	Acrylonitrile Butadiene Styrene
Product Dimensions	11.19 x 8.75 x 0.63 inches (28.42 x 22.22 x 1.6 cm)
Item Weight	2.19 pounds (0.99 kg)
Battery Life	Up to 3 months (variable with backlight usage)


WARRANTY AND SUPPORT

For warranty information, technical support, or to inquire about replacement parts, please visit the official Brydge website or contact their customer service directly. Keep your proof of purchase for warranty claims.

	<p>Brydge 12.9 Pro+ Keyboard for iPad User Manual and Guide</p> <p>Brydge 12.9 Pro+ User Manual: Setup, pairing, trackpad gestures, keyboard shortcuts, and warranty for iPad Pro. Learn how to use your Brydge keyboard effectively.</p>
	<p>Brydge 11.0 MAX+ User Manual: Setup, Gestures, and Warranty</p> <p>Comprehensive user manual for the Brydge 11.0 MAX+ keyboard with trackpad. Learn how to power on, pair, update firmware, use trackpad gestures, keyboard shortcuts, and understand the warranty information.</p>
	<p>Brydge iTrack User Manual</p> <p>User manual for the Brydge iTrack trackpad, covering power, pairing, charging, firmware updates, settings, and trackpad gestures. Includes safety and compliance information.</p>
	<p>Brydge 10.2 MAX+ User Manual</p> <p>User manual for the Brydge 10.2 MAX+ keyboard and trackpad, detailing power management, Bluetooth pairing, charging, keyboard shortcuts, warranty, and compliance information.</p>
	<p>Brydge 12.9 MAX+ User Manual</p> <p>User manual for the Brydge 12.9 MAX+ keyboard and trackpad, covering setup, power, pairing, firmware updates, settings, trackpad gestures, insertion/removal, charging, keyboard shortcuts, warranty, and compliance information.</p>

B R Y D G E 12.9

USER MANUAL




Designed For iPad Pro 12.9

[Brydge 12.9 User Manual for iPad Pro 12.9](#)

User manual for the Brydge 12.9 keyboard, providing instructions on setup, power management, pairing, charging, and keyboard shortcuts for iPad Pro 12.9.

Documents - Brydge – BRY6032




[\[pdf\] Guide](#)

Product Guide Press Kits Brydge News 2021 August prowly s3 eu west 1 amazonaws 8262 assets 335687 original 7d664498b502bb31bb78c34f3d5c0430 |||

2021 PRODUCT GUIDE 140 COUNTRIES 6,000 RETAIL DOORS 750,000 KEYBOARDS SOLD We believe in a s ... n immersive iPadOS experience. Compatibility: 12.9-inch iPad Pro 3rd, 4th 5th Gen SKUs/UPCs: **BRY6032** / 850020315383 BRY6033 / 850020315437 Colors: ... it feels really nice. In fact, it feels...


lang:en **score:39** filesize: 3.92 M page_count: 18 document date: 0000-00-00



[Brydge 2021 Product Guide: Keyboards, Docks, and Accessories](#)

Explore the Brydge 2021 Product Guide featuring wireless keyboards, vertical docks, and docking stations for iPad, Surface, and MacBook devices. Enhance your productivity with high-quality, well-designed accessories.

lang:en **score:34** filesize: 3.49 M page_count: 17 document date: 0000-00-00



[\[pdf\] Warranty](#)

12 9 MAX 11 Pitch Decks Brydge SHI The only independent keyboard case combo for iPad Air 4th Gen with a true native multi touch trackpad Featuring detachable magnetic SnapFit™ Case 4 foot brydge 112222 max sellsheet content shi cms accelerator media s |||

Brydge 12.9 MAX Wireless Keyboard Case with Trackpad The perfect MacBook-like experience for those ... n immersive iPadOS experience. Compatibility: 12.9-inch iPad Pro 3rd, 4th 5th Gen SKUs/UPCs: **BRY6032** / 850020315383 BRY6033 / 850020315437 Colors: ... it feels really nice. In fact, it feels...

lang:en **score:28** filesize: 1.56 M page_count: 3 document date: 2022-09-26